



US00D793790S

(12) **United States Design Patent** (10) **Patent No.:** **US D793,790 S**
Wang (45) **Date of Patent:** **** Aug. 8, 2017**

(54) **WATER COOLER**

(71) Applicant: **MTN Products, Inc.**, La Verne, CA (US)

(72) Inventor: **Chun-Yen Wang**, El Paso, TX (US)

(73) Assignee: **MTN Products, Inc.**, LaVerne, CA (US)

(**) Term: **15 Years**

(21) Appl. No.: **29/549,620**

(22) Filed: **Dec. 28, 2015**

(51) **LOC (10) Cl.** **07-01**

(52) **U.S. Cl.**
USPC **D7/306**; D7/311; D7/313

(58) **Field of Classification Search**
USPC D7/305-311, 313; D15/82; 222/129.1, 222/146.6; 99/295
CPC A47J 31/44; A47J 31/4403; A47J 31/46; A47J 31/4482; A47J 31/369; A47J 31/407; A47J 31/30; A47J 31/20; A47J 4/025; A47J 31/002; B67D 1/36; B67D 2210/0065; B67D 1/0864; B67D 3/0061
See application file for complete search history.

(56) **References Cited**

U.S. PATENT DOCUMENTS

D582,194 S *	12/2008	Wang	D7/306
D610,388 S *	2/2010	Hazan	D7/306
D623,885 S *	9/2010	Wang	D7/306
D635,812 S *	4/2011	Wang	D7/306
D640,891 S *	7/2011	Smith	D7/307
D647,354 S *	10/2011	Wang	D7/306
D652,242 S *	1/2012	Wang	D7/306
D652,668 S *	1/2012	Wang	D7/306
D660,636 S *	5/2012	Wang	D7/306
D663,154 S *	7/2012	Wang	D7/307
D677,509 S *	3/2013	Wang	D7/306
D679,933 S *	4/2013	Bruno	D7/306

D688,079 S *	8/2013	Wang	D7/305
D701,411 S *	3/2014	Stacks	D7/306
D757,477 S *	5/2016	Wang	D7/306
2008/0053564 A1 *	3/2008	Spear	B67D 1/0009 141/319
2009/0277535 A1 *	11/2009	Wang	B67D 3/0032 141/363
2011/0056981 A1 *	3/2011	Xiao	B67D 3/0032 222/67

OTHER PUBLICATIONS

Bottom Loading Bottled Water Dispenser with 12 Cup Drip.

* cited by examiner

Primary Examiner — Marianne Pandozzi

(74) Attorney, Agent, or Firm — Michael P. Mazza, LLC

(57) **CLAIM**

The ornamental design for a water cooler, as shown and described.

DESCRIPTION

FIG. 1 is a top and side perspective view of a water cooler showing my new design;
FIG. 2 is a front perspective view of the water cooler design shown in FIG. 1;
FIG. 3 is a right-side perspective view of the water cooler design shown in FIG. 1;
FIG. 4 is a left-side perspective view of the water cooler design shown in FIG. 1;
FIG. 5 is a rear perspective view of the water cooler design shown in FIG. 1;
FIG. 6 is a top perspective view of the water cooler design shown in FIG. 1; and,
FIG. 7 is a bottom perspective view of the water cooler design shown in FIG. 1.
The broken lines in the drawings depict portions of the water cooler that form no part of the claimed design.

1 Claim, 7 Drawing Sheets

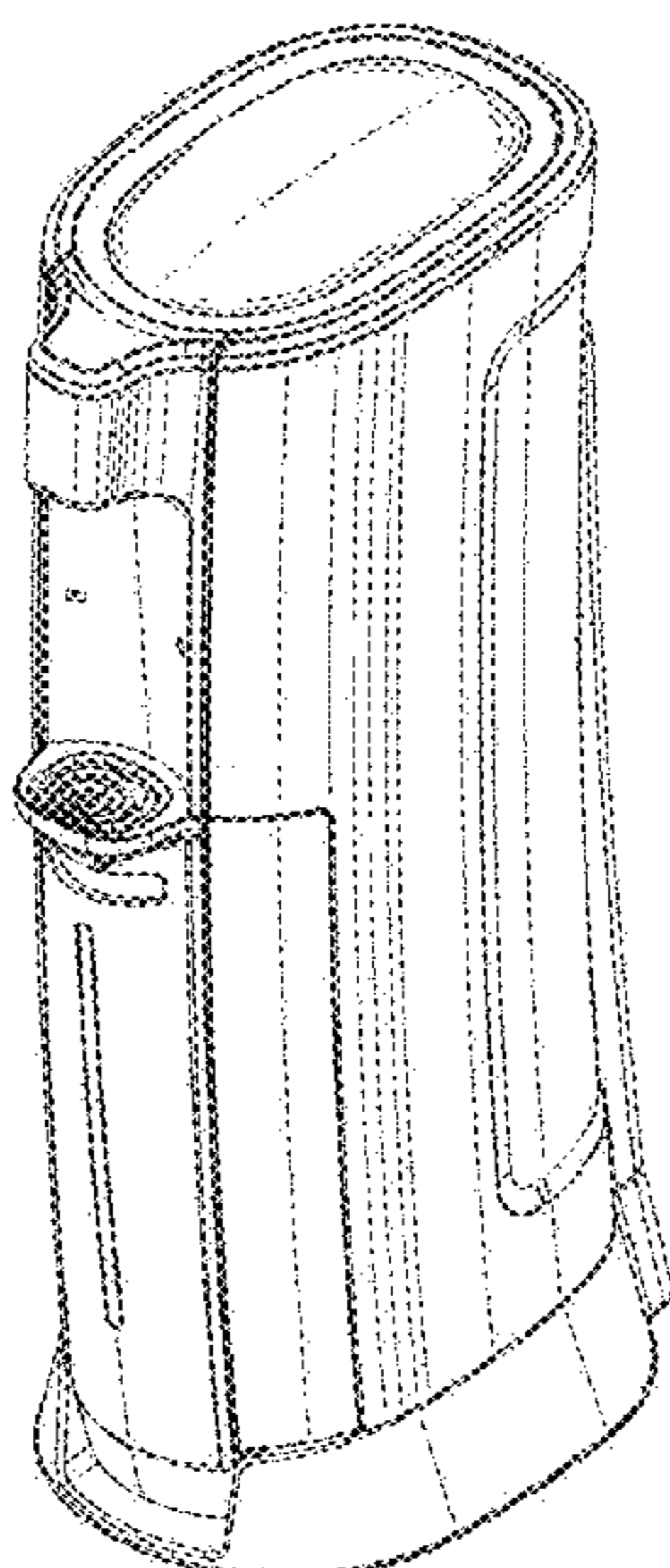


Fig. 1

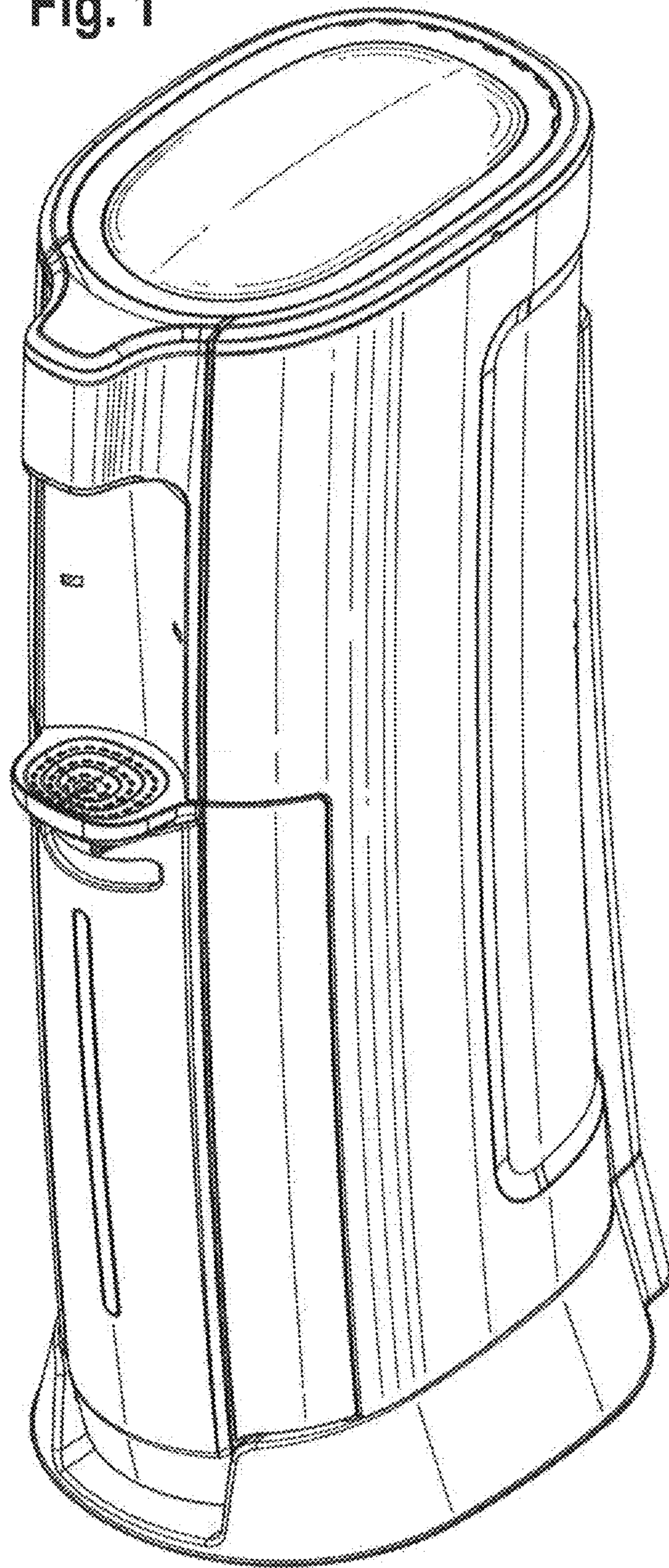


Fig. 2

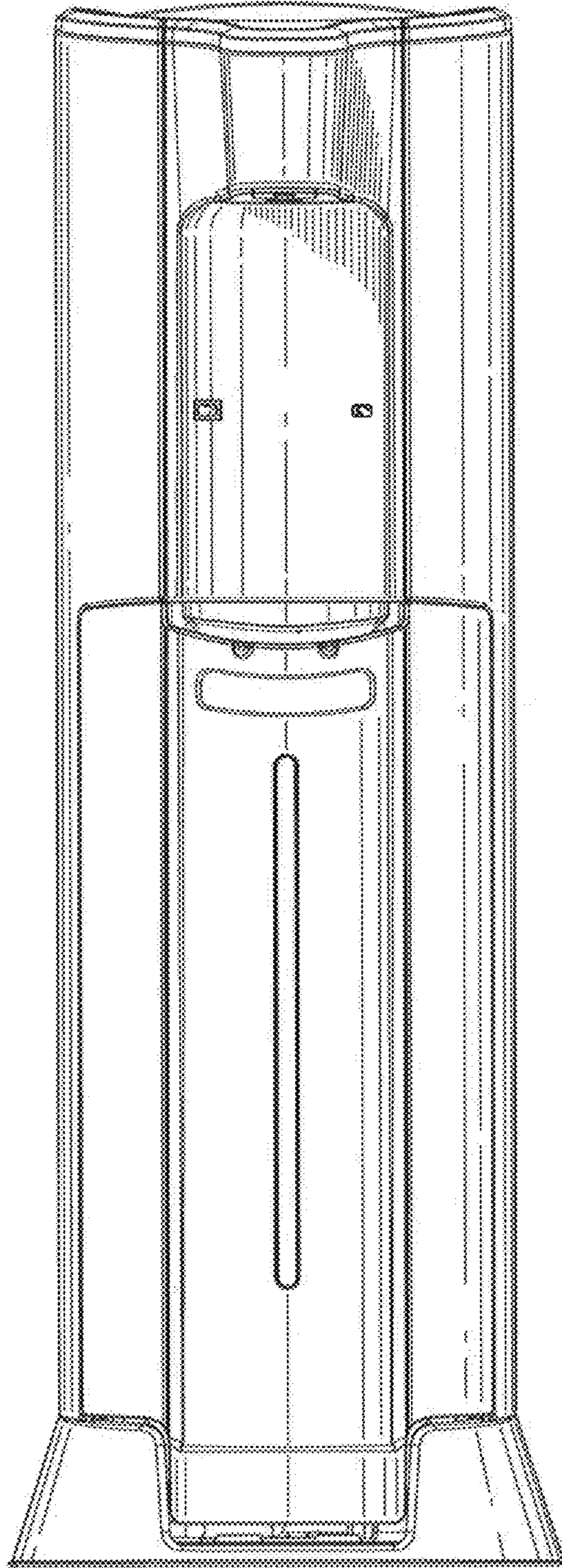


Fig. 3

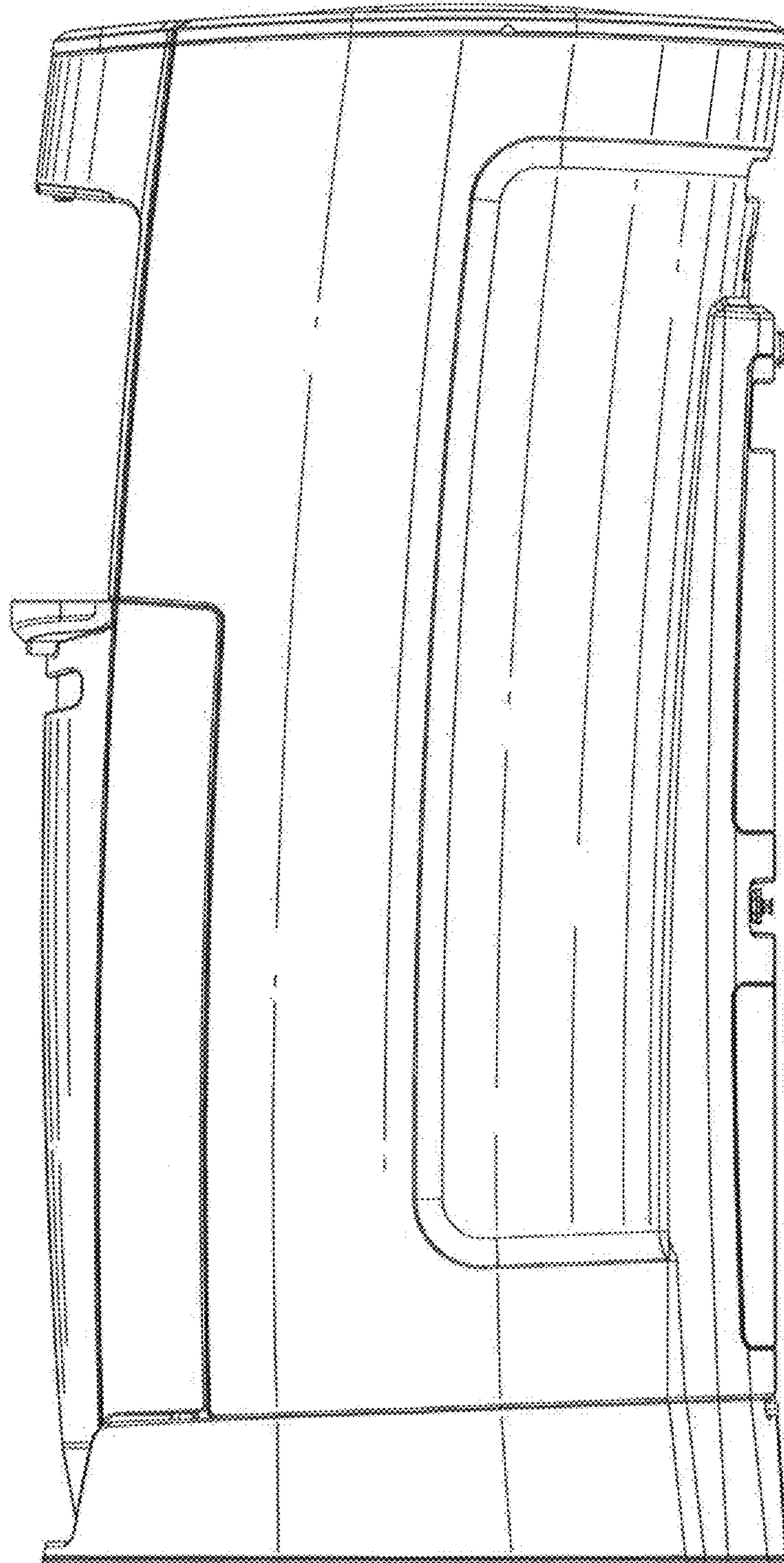


Fig. 4

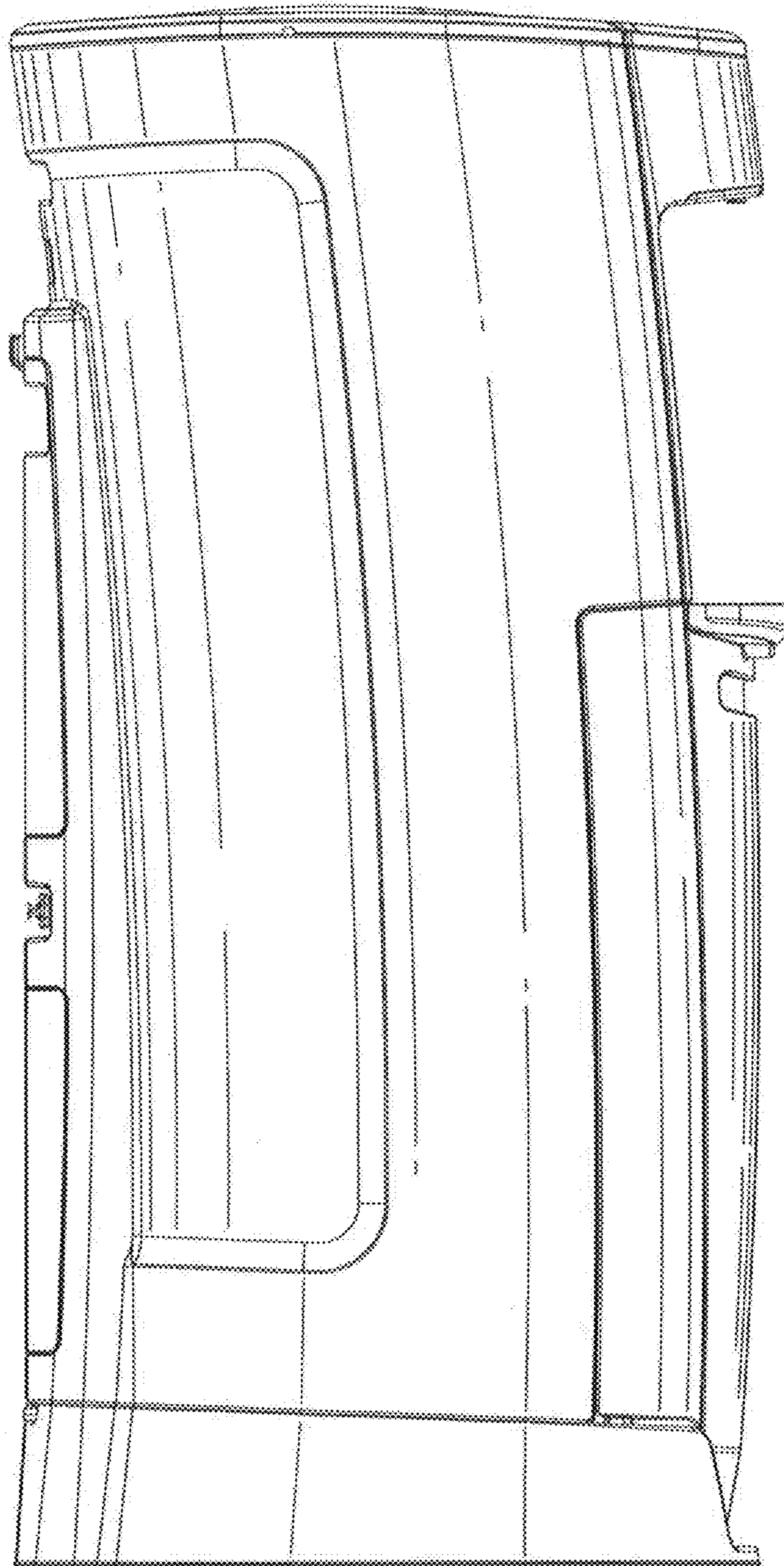


Fig. 5

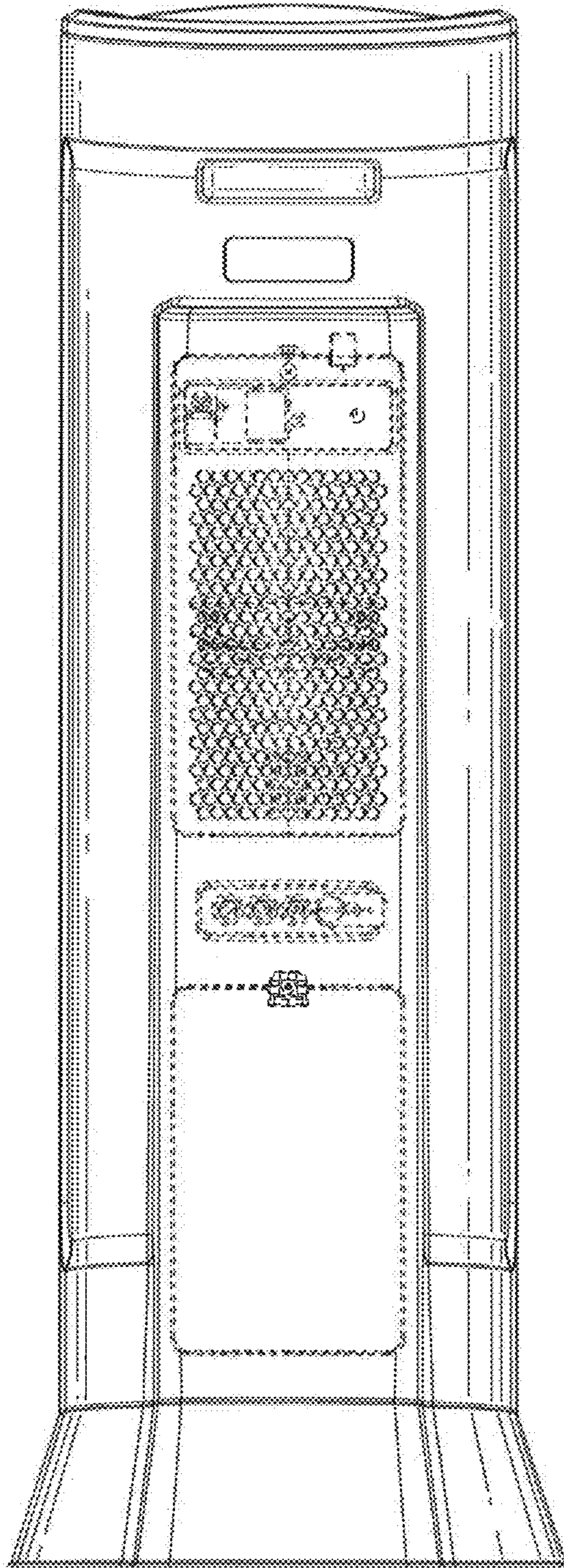


Fig. 6

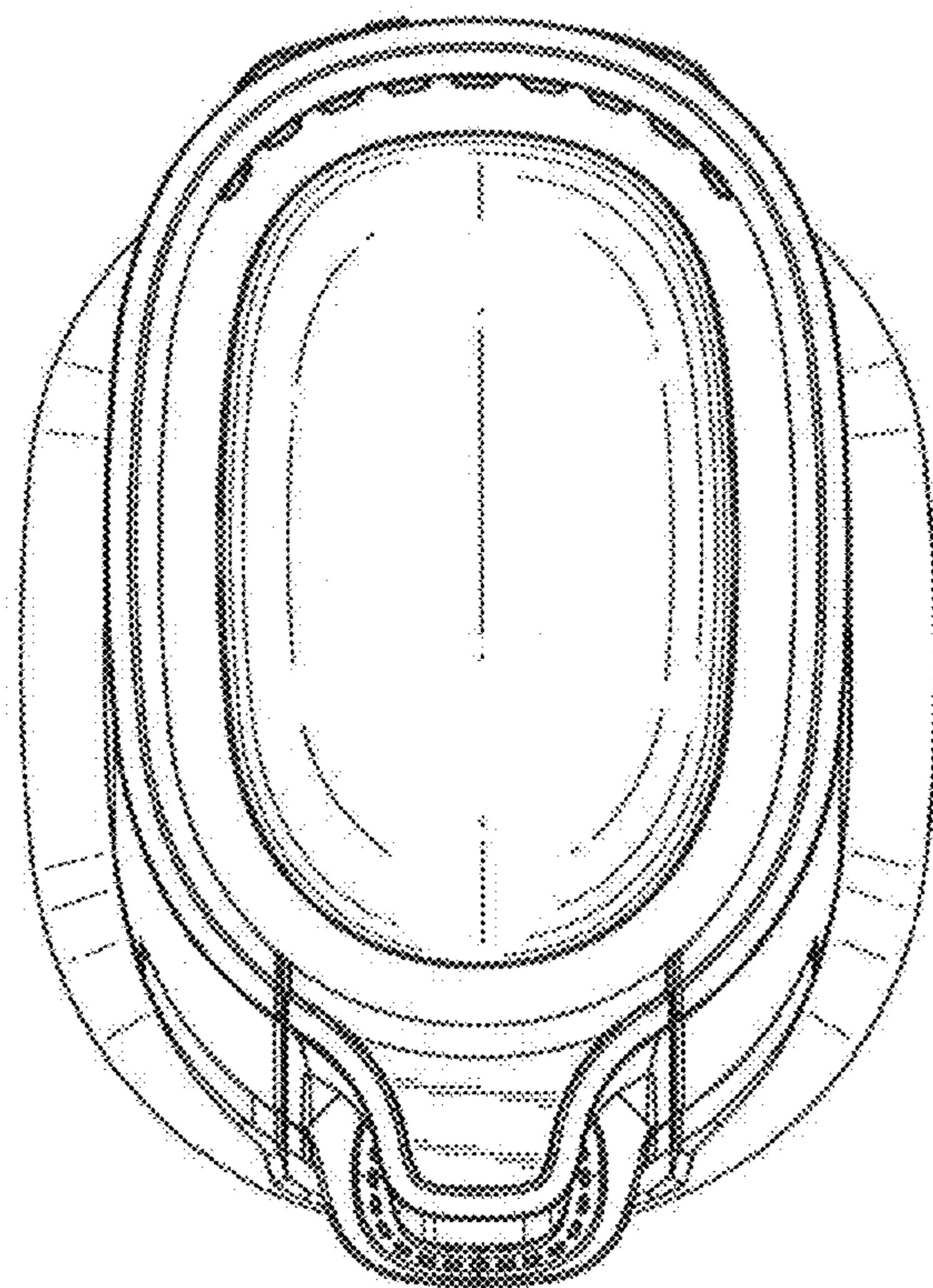


Fig. 7

