



US00D793765S

(12) **United States Design Patent** (10) **Patent No.:** **US D793,765 S**  
**Chou** (45) **Date of Patent:** **\*\* Aug. 8, 2017**

(54) **BOTTOM WEIGHT FOR A BLIND**

(71) Applicant: **Tser Wen Chou**, Yorba Linda, CA (US)

(72) Inventor: **Tser Wen Chou**, Yorba Linda, CA (US)

(\*\*) Term: **15 Years**

(21) Appl. No.: **29/553,640**

(22) Filed: **Feb. 3, 2016**

(51) **LOC (10) Cl.** ..... **06-10**

(52) **U.S. Cl.**

USPC ..... **D6/580**

(58) **Field of Classification Search**

USPC ..... D6/576, 577, 579, 580; D8/354, 363,  
D8/373, 376, 377, 380; D25/119, 121,  
D25/123, 125

CPC .. A47H 1/04; A47H 1/13; B60J 1/2038; B60J  
1/2063; E06B 2009/587; E06B 9/262;  
E06B 9/266; E06B 9/323; E06B 9/40;  
E06B 9/42; E06B 9/58

See application file for complete search history.

(56) **References Cited**

**U.S. PATENT DOCUMENTS**

D279,959 S \* 8/1985 Nimmo ..... D8/382  
D337,257 S \* 7/1993 Danieli ..... D25/122  
D449,192 S \* 10/2001 Sheward ..... D6/580  
D558,569 S \* 1/2008 Hanley ..... A47K 3/34  
D8/400  
7,438,115 B2 \* 10/2008 Bohlen ..... E06B 9/24  
160/238  
D604,151 S \* 11/2009 Kollman ..... D8/376

D633,742 S \* 3/2011 Ng ..... D6/580  
D692,685 S \* 11/2013 Chou ..... D6/580  
D742,138 S \* 11/2015 Chou ..... D6/580  
D778,841 S \* 2/2017 Seever ..... D13/155  
2006/0118248 A1 \* 6/2006 Anderson ..... E06B 9/262  
160/84.04  
2009/0205791 A1 \* 8/2009 Sans Folch ..... A47H 1/04  
160/368.1  
2014/0345808 A1 \* 11/2014 Millman ..... E06B 9/58  
160/29  
2015/0322715 A1 \* 11/2015 Chou ..... E06B 9/78  
160/321

\* cited by examiner

*Primary Examiner* — Darlington Ly

*Assistant Examiner* — Clare Ann Gannon

(74) *Attorney, Agent, or Firm* — Guice Patents PLLC

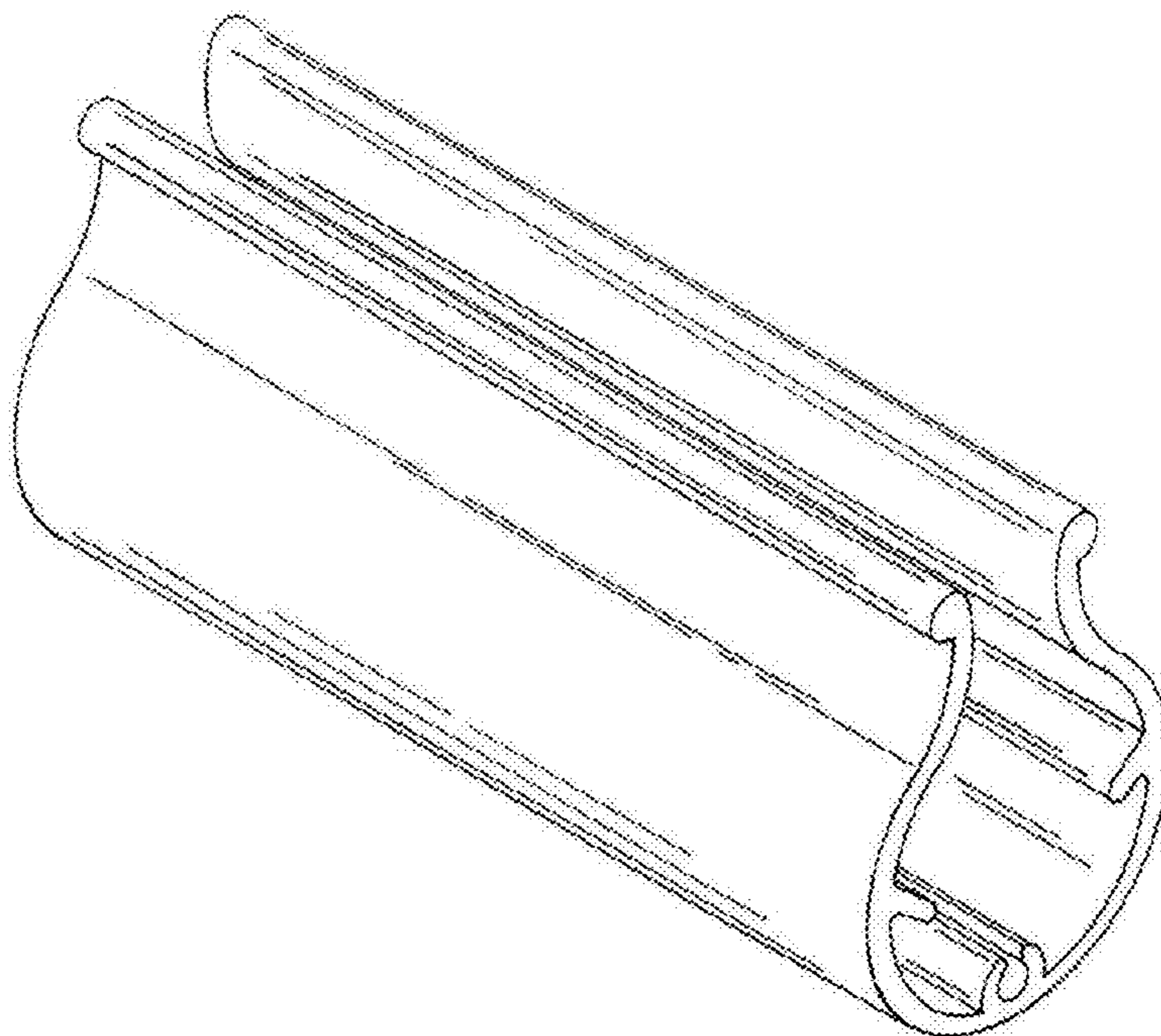
(57) **CLAIM**

The ornamental design for a bottom weight for a blind, as shown and described.

**DESCRIPTION**

FIG. 1 is a perspective view of a bottom weight for a blind;  
FIG. 2 is a front view thereof;  
FIG. 3 is a rear view thereof;  
FIG. 4 is a left side view thereof;  
FIG. 5 is a right side view thereof;  
FIG. 6 is a top view thereof; and,  
FIG. 7 is a bottom view thereof.

**1 Claim, 4 Drawing Sheets**



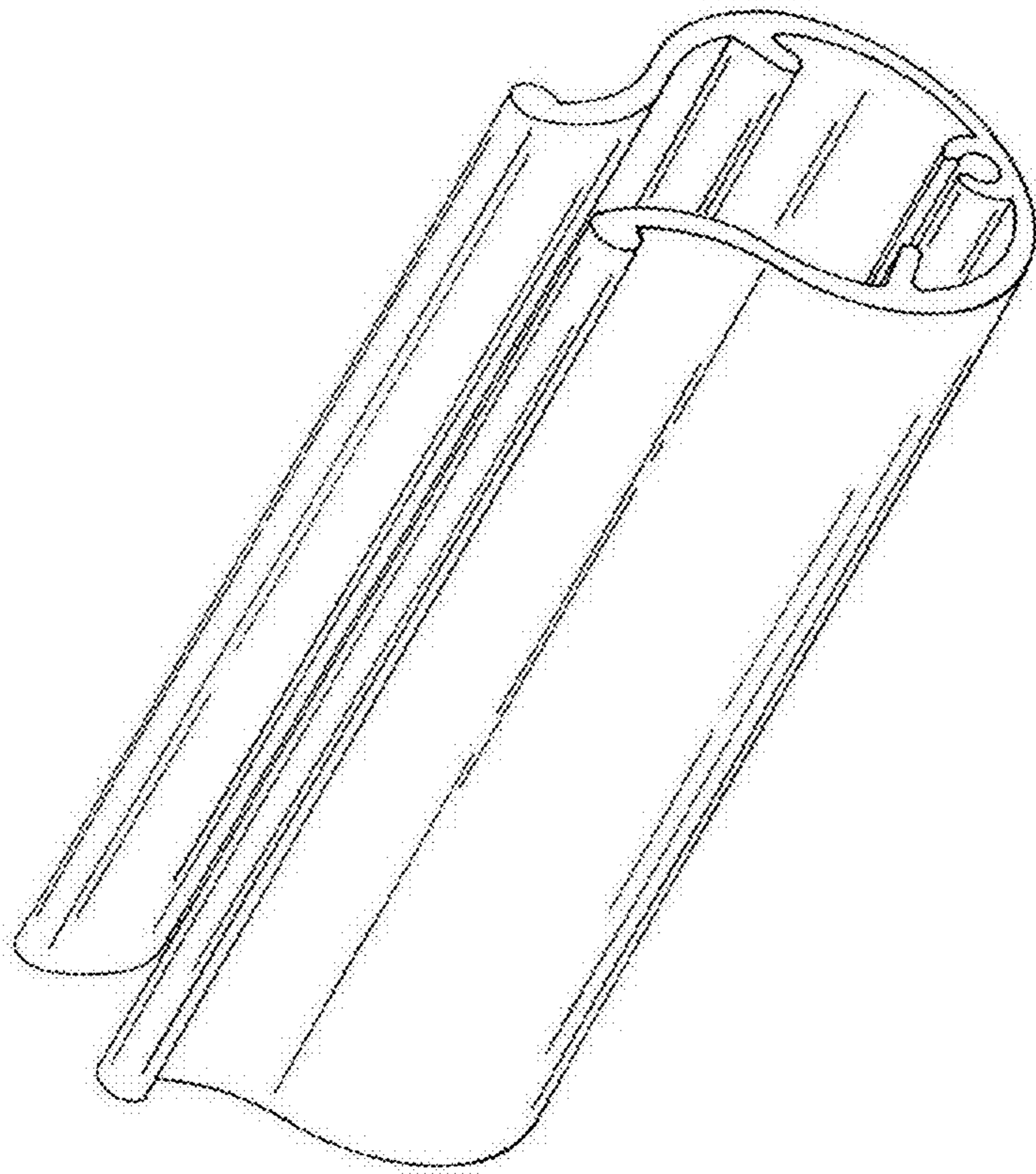


FIG. 1

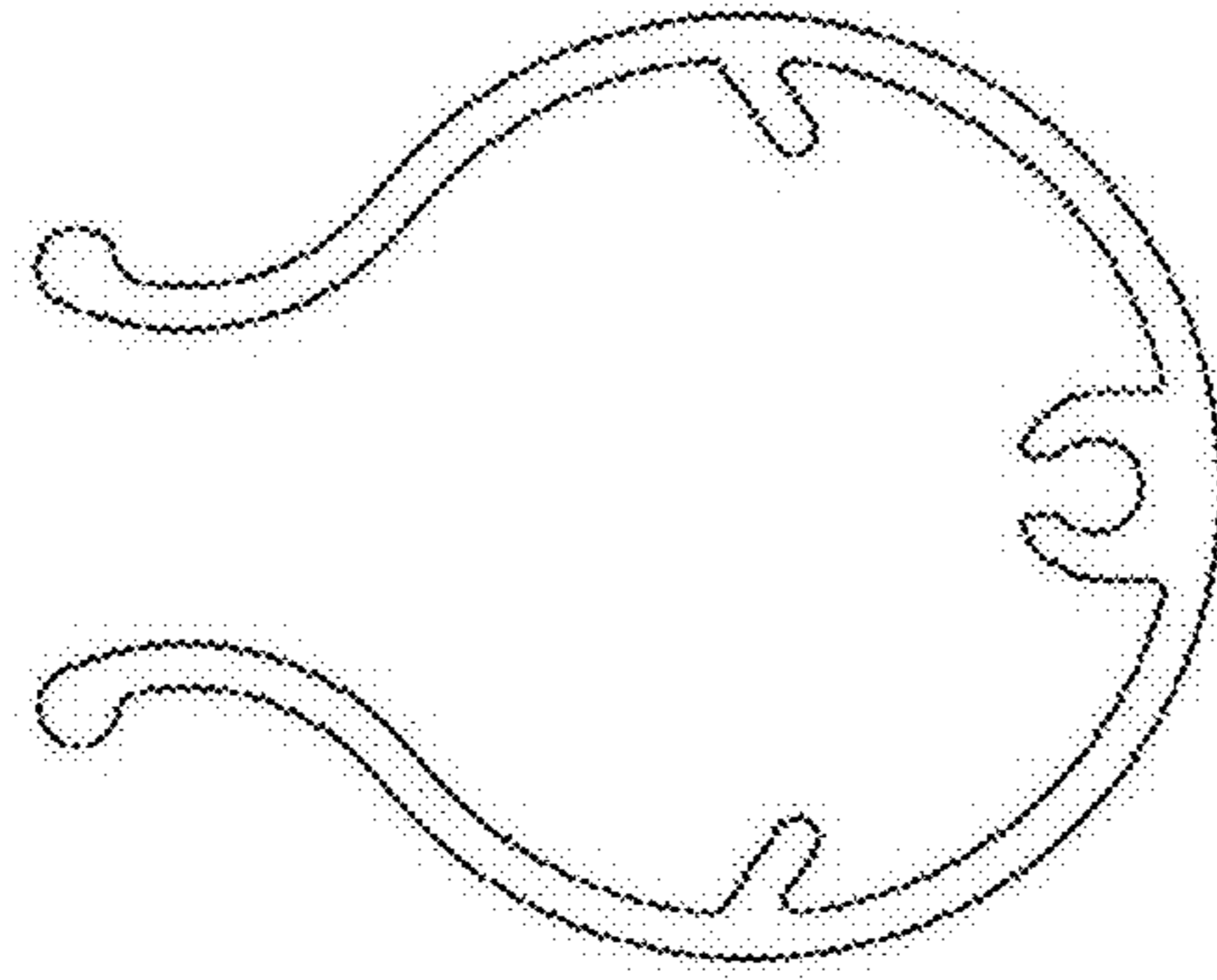


FIG. 3

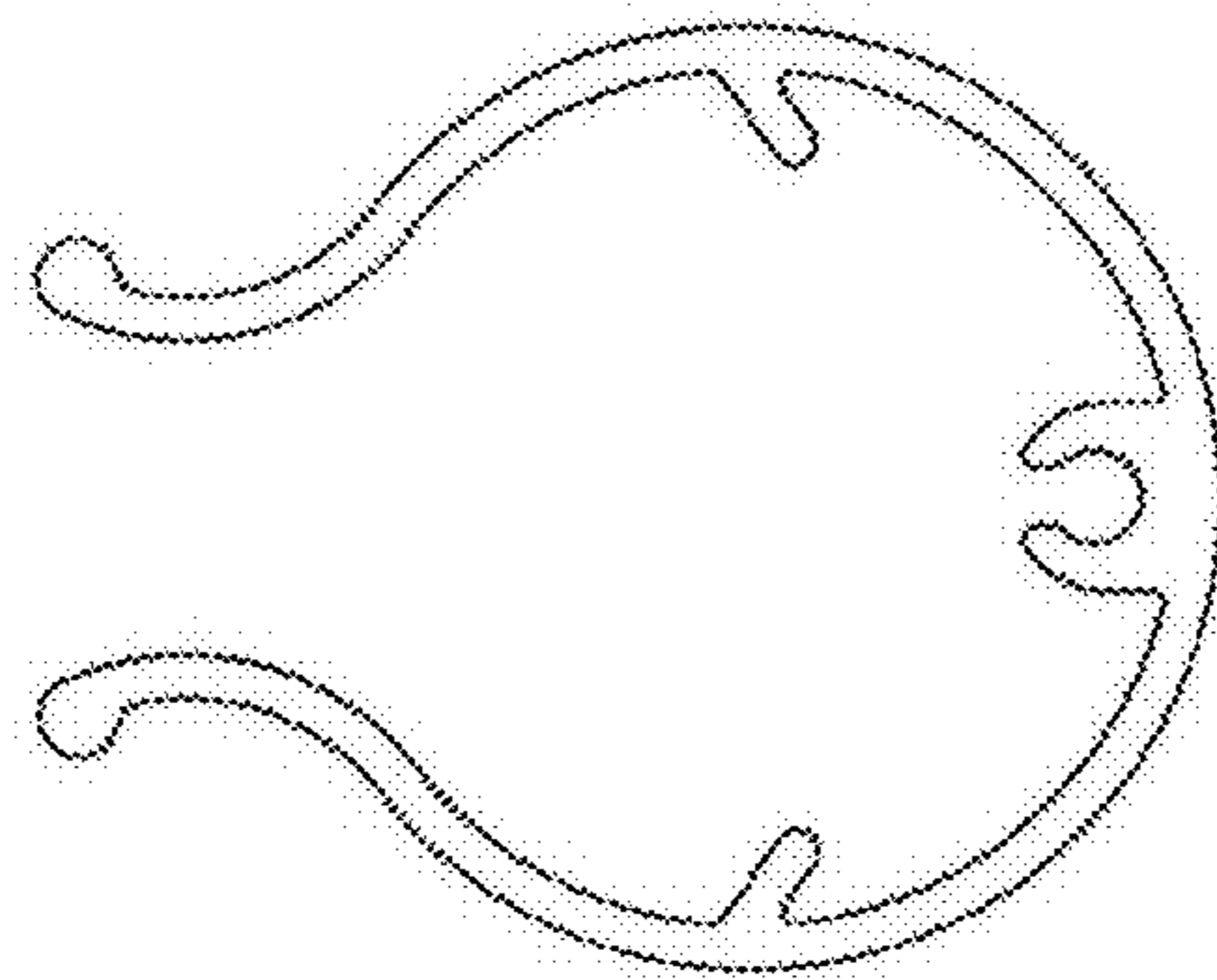


FIG. 2

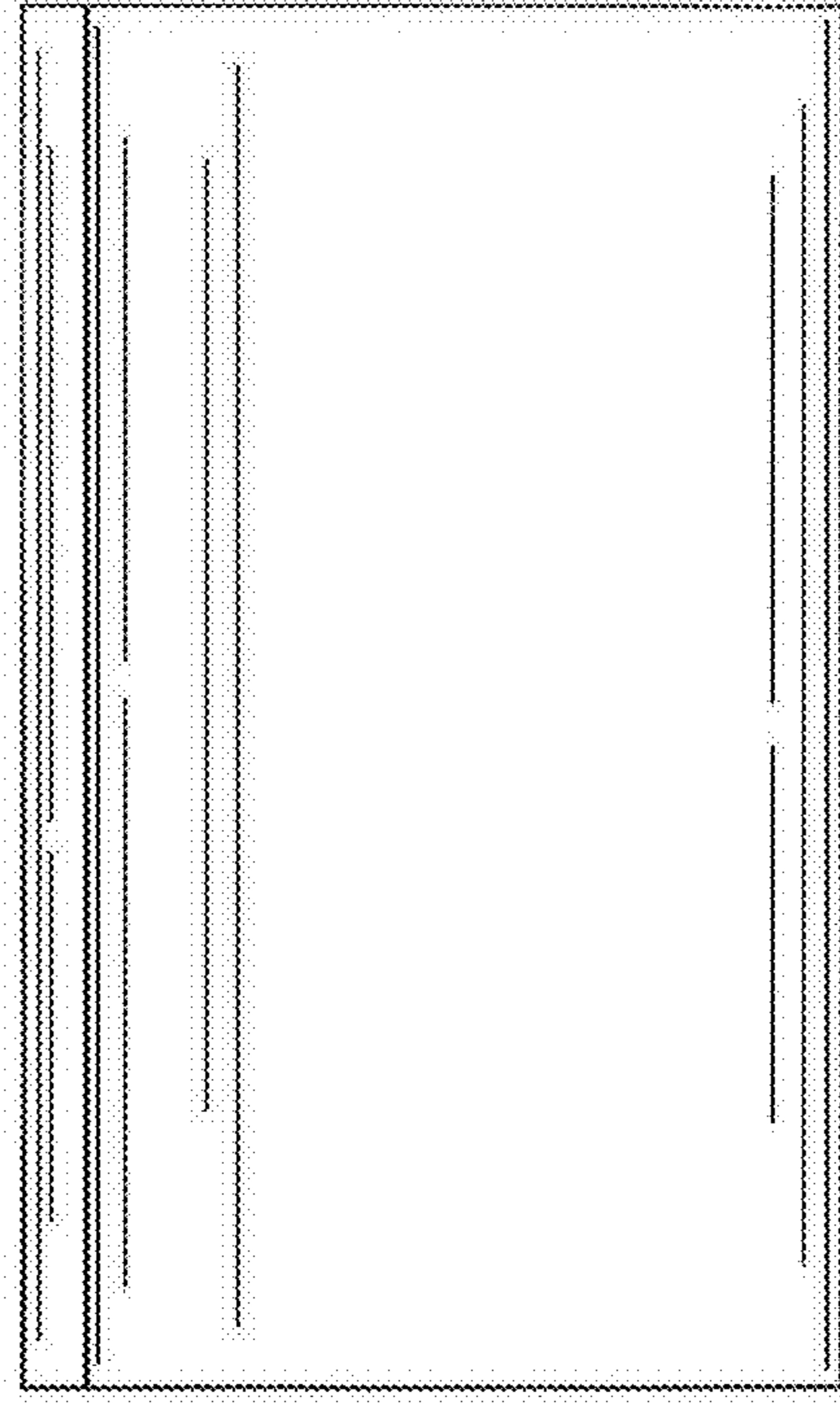


FIG. 5

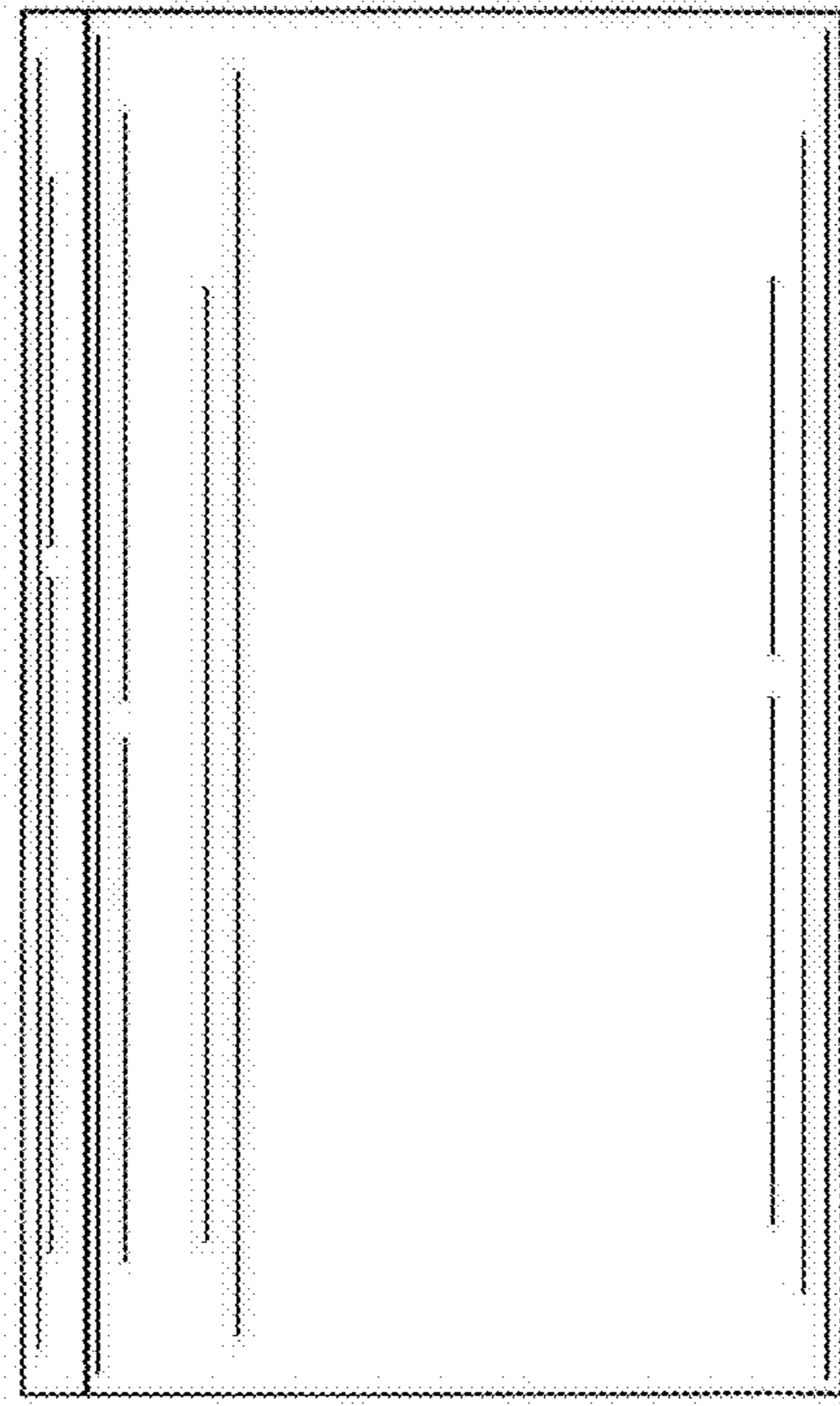


FIG. 4




FIG. 7



FIG. 6