



US00D793756S

(12) **United States Design Patent** (10) **Patent No.:** **US D793,756 S**  
**George, II et al.** (45) **Date of Patent:** **\*\* Aug. 8, 2017**

(54) **ANIMAL CHAIR**

(71) Applicants: **Daniel C. George, II**, Grand Rapids, MI (US); **Matthew Jung**, Grand Rapids, MI (US)

(72) Inventors: **Daniel C. George, II**, Grand Rapids, MI (US); **Matthew Jung**, Grand Rapids, MI (US)

(73) Assignee: **Comfort Research, LLC**, Grand Rapids, MI (US)

(\*\*) Term: **14 Years**

(21) Appl. No.: **29/510,509**

(22) Filed: **Nov. 29, 2014**

(51) **LOC (10) Cl.** ..... **06-01**

(52) **U.S. Cl.**  
USPC ..... **D6/351**

(58) **Field of Classification Search**  
USPC ..... D6/333, 335, 340, 344, 347, 349–355, D6/358, 360, 362–365, 381, 406.6, 555, D6/563, 564, 588, 589, 597, 598, 601, D6/688, 692, 716.1, 716; D21/360, 362, D21/414–417, 427–429, 521, 596, 597, D21/607, 610, 611, 616, 618, 620; D30/160

CPC .... A47C 1/14; A47C 3/00; A47C 3/04; A47C 3/14; A47C 3/16; A47C 3/18; A47C 3/20; A47C 3/36; A47C 4/00; A47C 4/28; A47C 4/30; A47C 4/38; A47C 4/42; A47C 4/48; A47C 5/02; A47C 5/04; A47C 5/043; A47C 7/00–7/006; A47C 7/02; A47C 9/00; A47C 9/02; A47C 9/002; A47C 9/007; A47C 9/025; A47C 9/10; A47C 11/00; A47C 12/00; A47C 13/00; A47C 16/02; A47B 7/00–7/02; A47B 45/00; A47B 47/04–47/045; A47B 3/00; A47B 3/02; A47B 3/04; A47B 3/12

See application file for complete search history.

(56) **References Cited**

U.S. PATENT DOCUMENTS

D122,400 S *	9/1940	Herlihy .....	D21/415
2,960,794 A *	11/1960	Johns .....	A63H 3/24 446/183
D225,882 S *	1/1973	Thornell .....	D21/415
D262,128 S *	12/1981	Kimbrough .....	D21/616
D292,720 S *	11/1987	Zacherle .....	D21/611
D304,476 S *	11/1989	Fiust .....	D21/611
D421,511 S *	3/2000	Bionde .....	D21/659
D497,488 S *	10/2004	Lifshitz .....	D6/349
D609,761 S *	2/2010	Burger .....	D21/714
D637,367 S *	5/2011	Anderson .....	D30/160

(Continued)

OTHER PUBLICATIONS

Bumpidoodle Online Product Catalog—Sep. 4, 2015.

*Primary Examiner* — Vy Koenig

(74) *Attorney, Agent, or Firm* — King & Partners, PLC

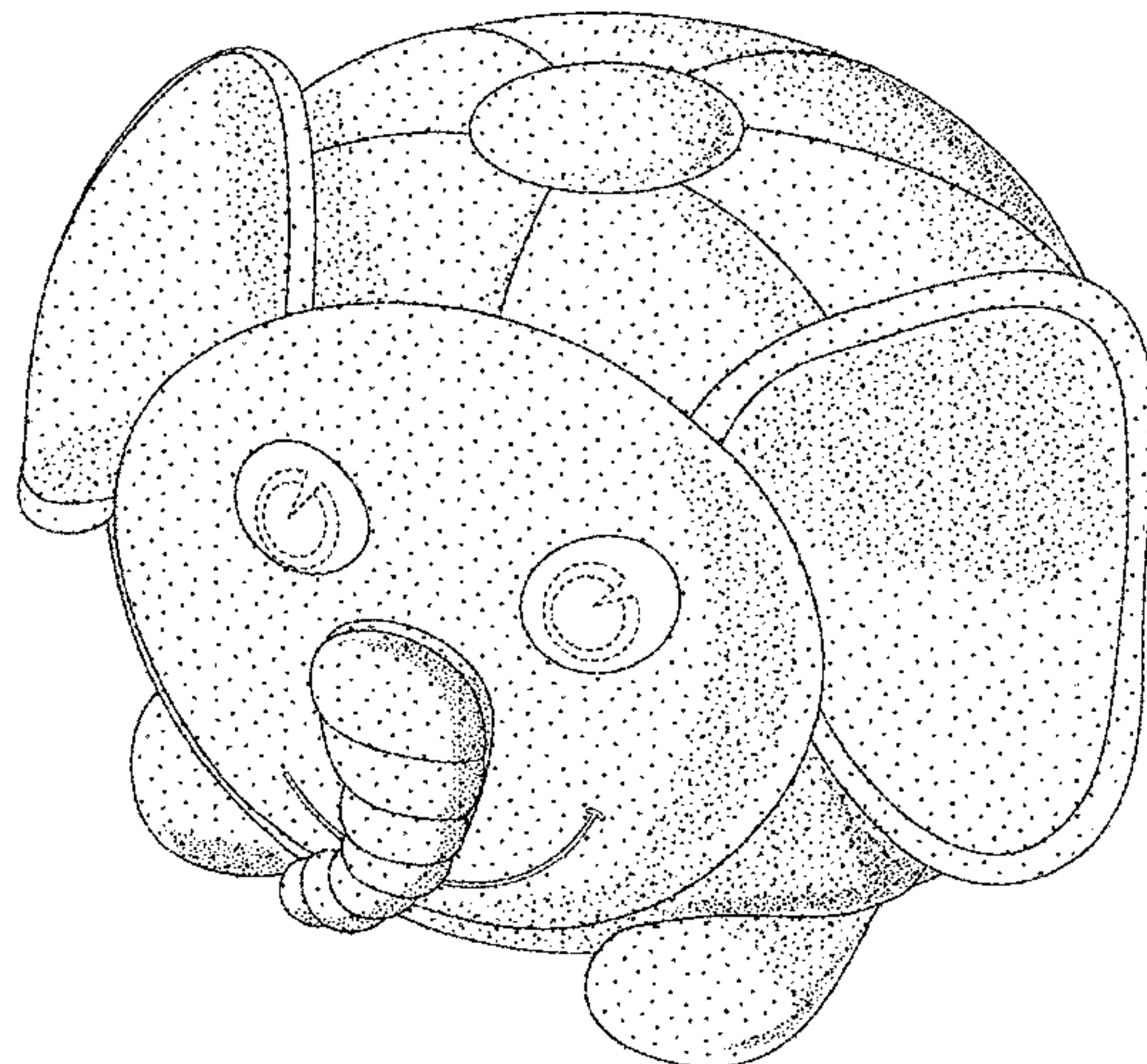
(57) **CLAIM**

The ornamental design for an animal chair, as shown and described.

**DESCRIPTION**

FIG. 1 is a front perspective view of an animal chair showing, in particular, the ornamental design thereof. FIG. 2 is a left side view of the animal chair of FIG. 1. FIG. 3 is a right side view of the animal chair of FIG. 1. FIG. 4 is a front end view of the animal chair of FIG. 1. FIG. 5 is a rear end view of the animal chair of FIG. 1; and, FIG. 6 is a top plan view of the animal chair of FIG. 1. It will be understood that the bottom of the animal chair is flat and unornamented and/or not visible during normal use. The broken lines in the drawings depict portions of the animal chair that form no part of the claimed design.

**1 Claim, 4 Drawing Sheets**



(56)

**References Cited**

U.S. PATENT DOCUMENTS

D665,613 S *	8/2012	Lee .....	D21/616
D675,679 S *	2/2013	Soriano .....	D21/398
D712,171 S *	9/2014	Alessandri .....	D6/349
D724,674 S *	3/2015	Child .....	D21/428
D726,975 S *	4/2015	Kim .....	D21/604

\* cited by examiner

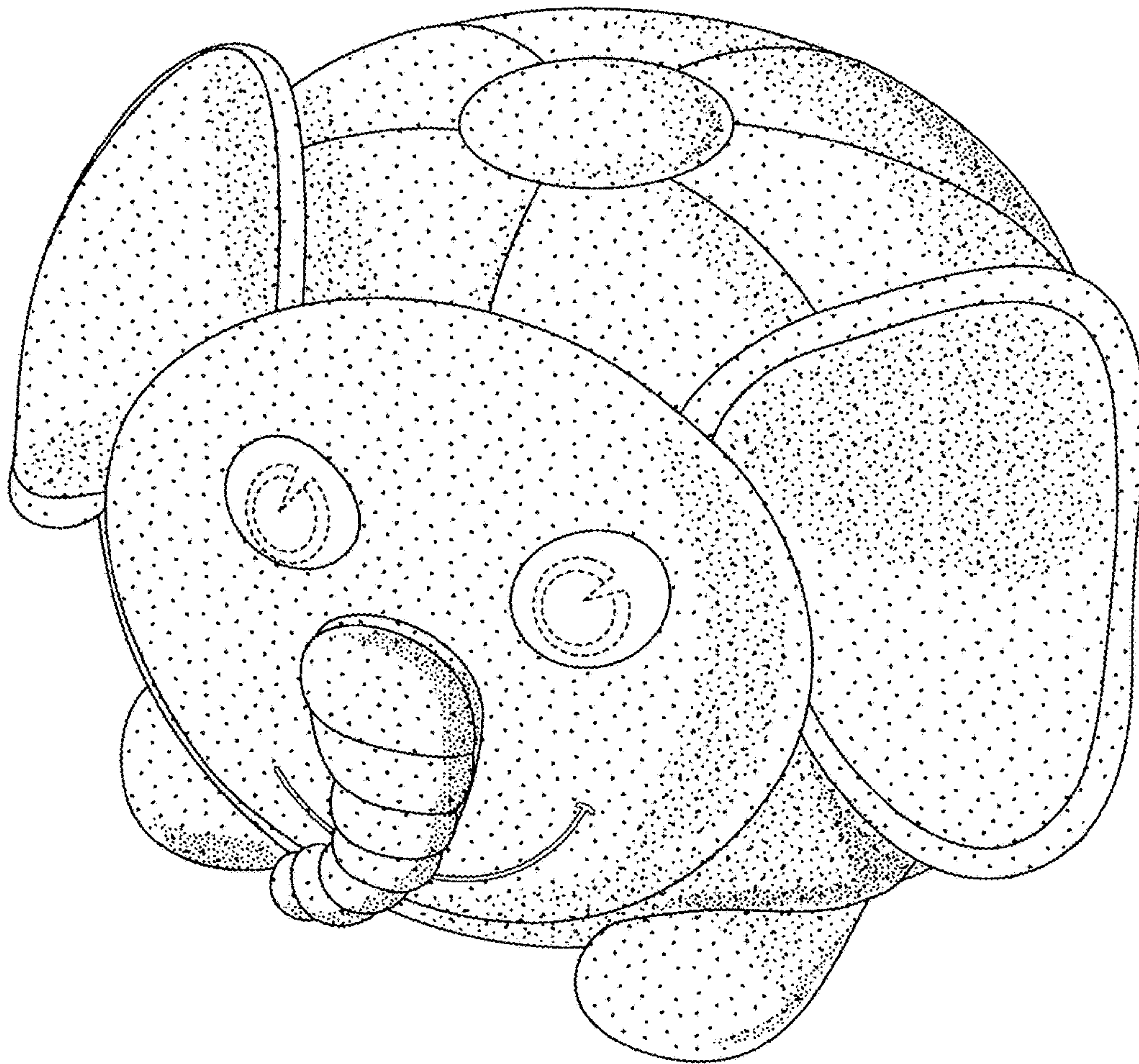


Fig. 1



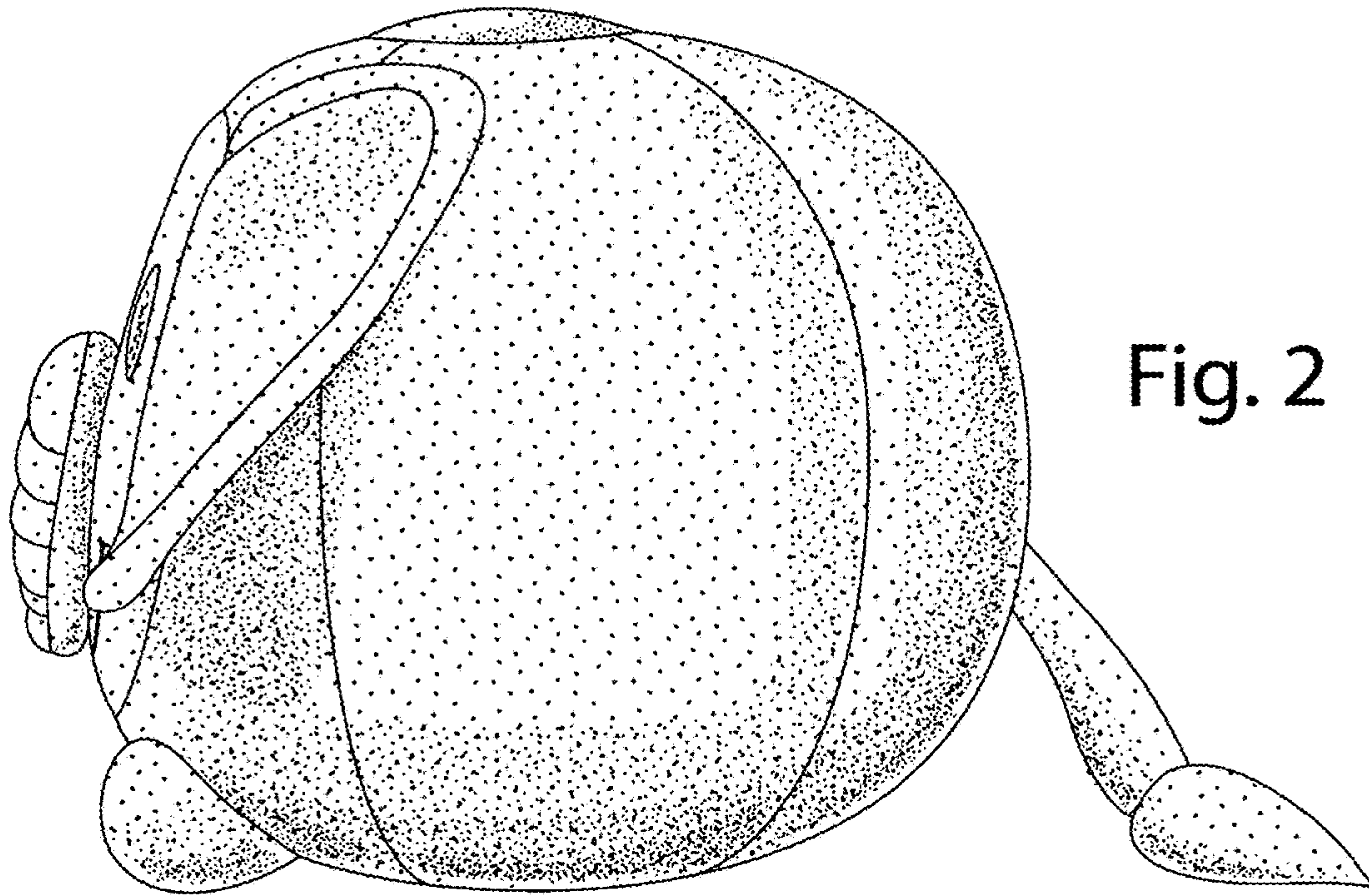


Fig. 2

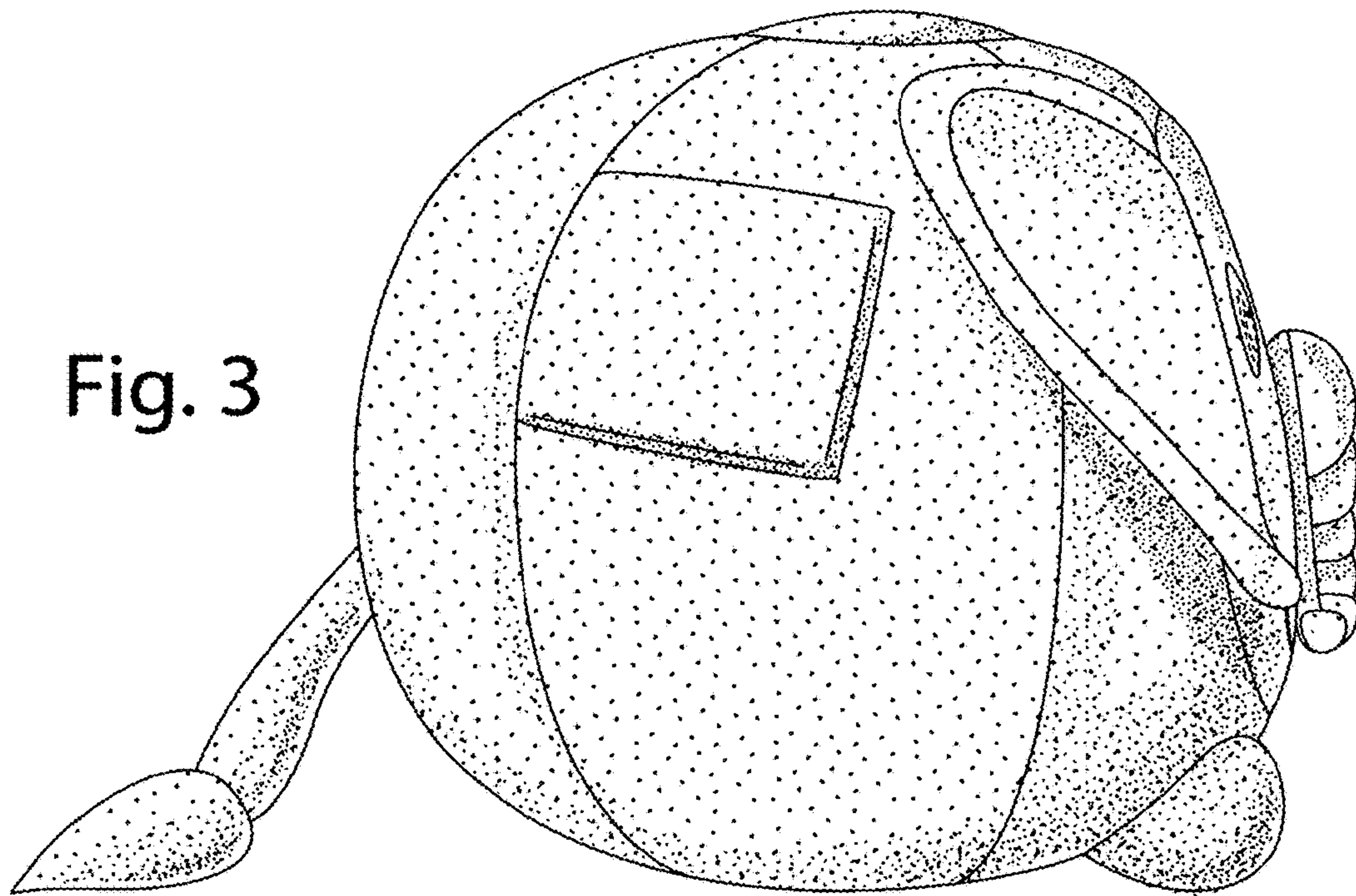


Fig. 3



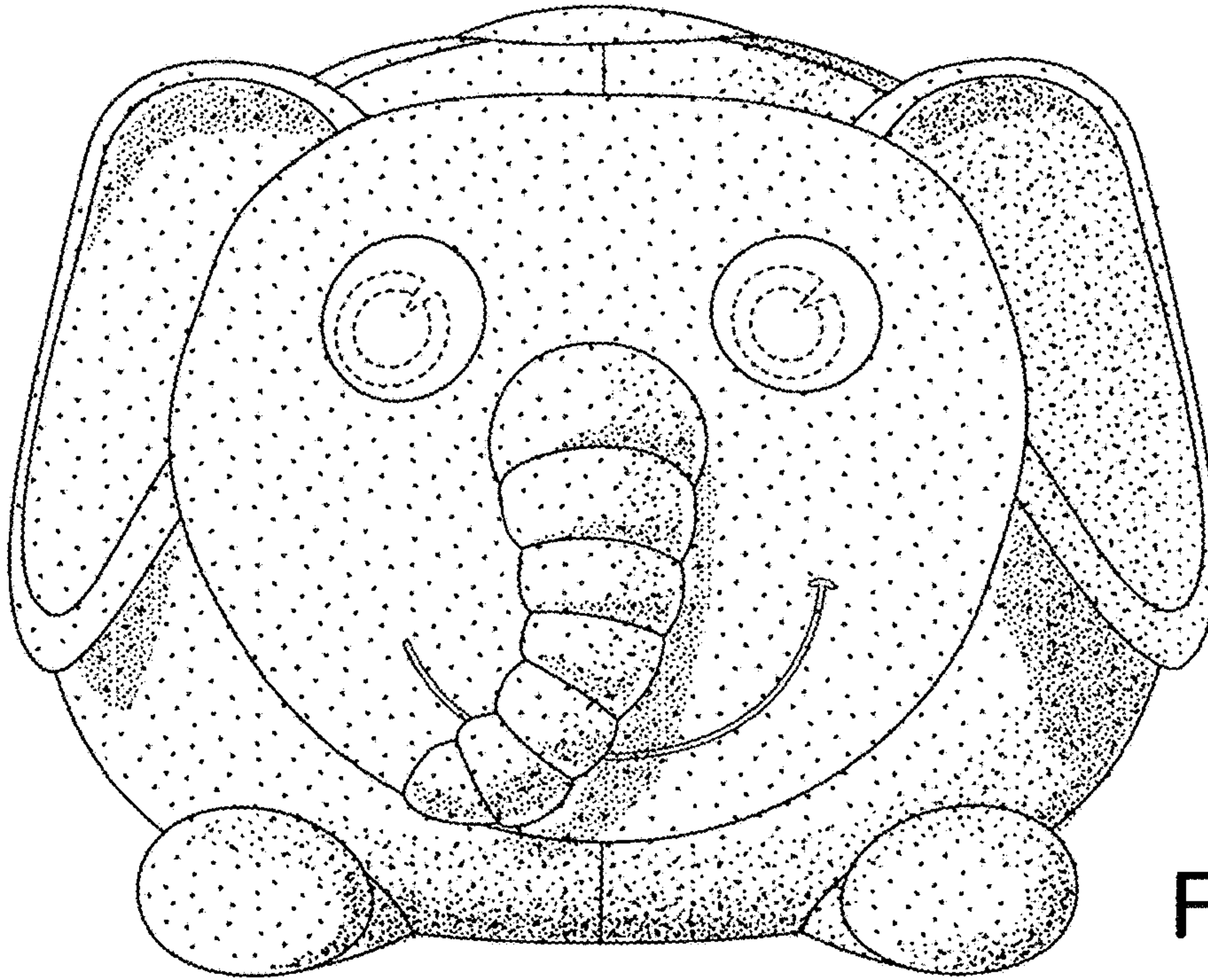


Fig. 4

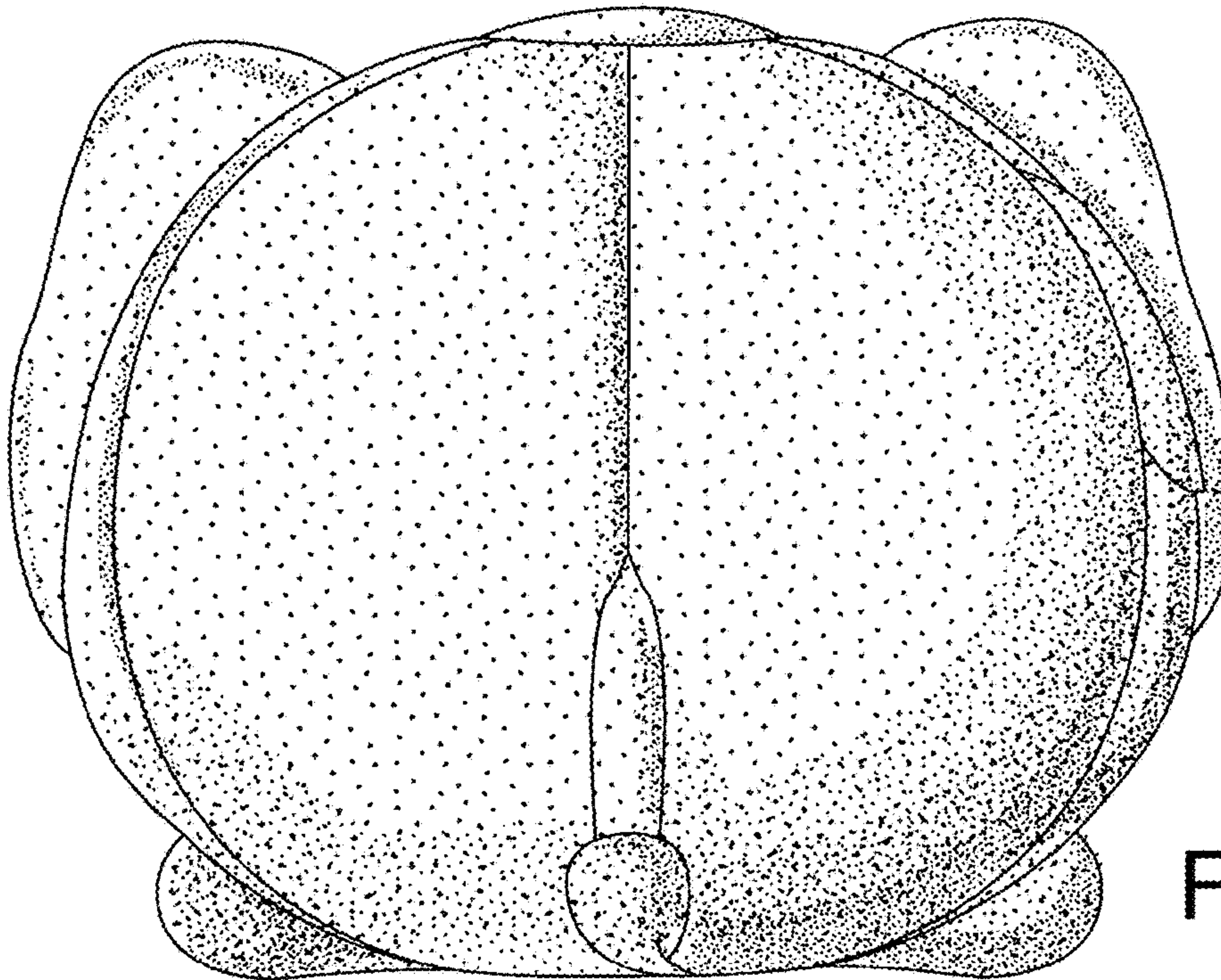


Fig. 5

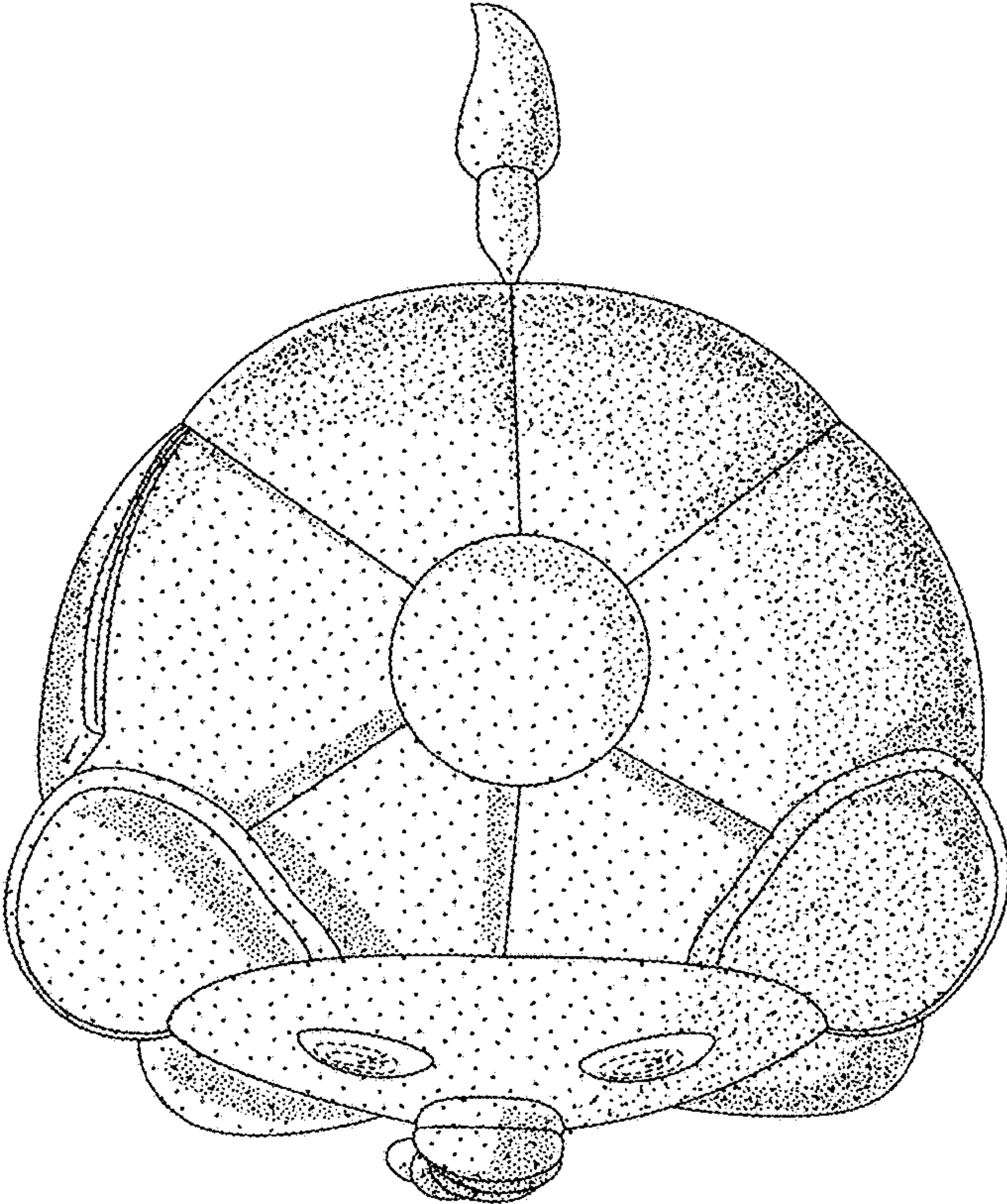


Fig. 6