



US00D793750S

(12) **United States Design Patent**
Kitajima

(10) **Patent No.:** **US D793,750 S**

(45) **Date of Patent:** **** Aug. 8, 2017**

(54) **PARTITION PANEL**

(71) Applicant: **OKAMURA CORPORATION**,
Yokohama-shi, Kanagawa (JP)

(72) Inventor: **Haruhiko Kitajima**, Yokohama (JP)

(73) Assignee: **Okamura Corporation**, Kanagawa (JP)

(**) Term: **15 Years**

(21) Appl. No.: **29/576,065**

(22) Filed: **Aug. 31, 2016**

(51) **LOC (10) Cl.** **06-06**

(52) **U.S. Cl.**

USPC **D6/332**

(58) **Field of Classification Search**

USPC D6/332; D25/58

CPC E04B 2/74; E04B 2/7401; E04B 2/7405;
E04B 2/7407; E04B 2/7416; E04B
2/7422; E04B 2/7433; E04B 2/7437;
E04B 2/76; E04B 2/766; E04B 2/7809;
E04B 2002/7487; E04B 2/7438; A47B
2220/02; A47G 5/00

See application file for complete search history.

(56) **References Cited**

U.S. PATENT DOCUMENTS

D299,794 S * 2/1989 Helstab D6/332
D304,529 S * 11/1989 Hontz D6/332

D406,364 S * 3/1999 Robert D25/199
D425,337 S * 5/2000 Hellwig D6/332
6,612,670 B2 * 9/2003 Liu A47G 5/00
160/351
D613,080 S * 4/2010 Tsuchiyama D6/332
D615,919 S * 5/2010 Bock D12/345
D621,331 S * 8/2010 Bock D12/345
D720,160 S * 12/2014 Lloyd D6/643
D727,036 S * 4/2015 Tsuchiyama D6/332
D727,637 S * 4/2015 Tsuchiyama D6/332
D758,776 S * 6/2016 McKenna D6/717
D758,777 S * 6/2016 McKenna D6/717
D774,318 S * 12/2016 Tsuchiyama D6/332
2016/0280533 A1 * 9/2016 Tsuchiyama A47G 5/00

* cited by examiner

Primary Examiner — Vy Koenig

Assistant Examiner — Kimberly Barnes

(74) *Attorney, Agent, or Firm* — Sughrue Mion, PLLC

(57) **CLAIM**

The ornamental design for a partition panel, as shown and described.

DESCRIPTION

FIG. 1 is a perspective view of a partition panel.

FIG. 2 is a front elevation view thereof.

FIG. 3 is a rear elevation view thereof.

FIG. 4 is a right side elevation view thereof.

FIG. 5 is a left side elevation view thereof.

FIG. 6 is a top plan view thereof; and,

FIG. 7 is a bottom plan view thereof.

1 Claim, 7 Drawing Sheets





FIG. 1

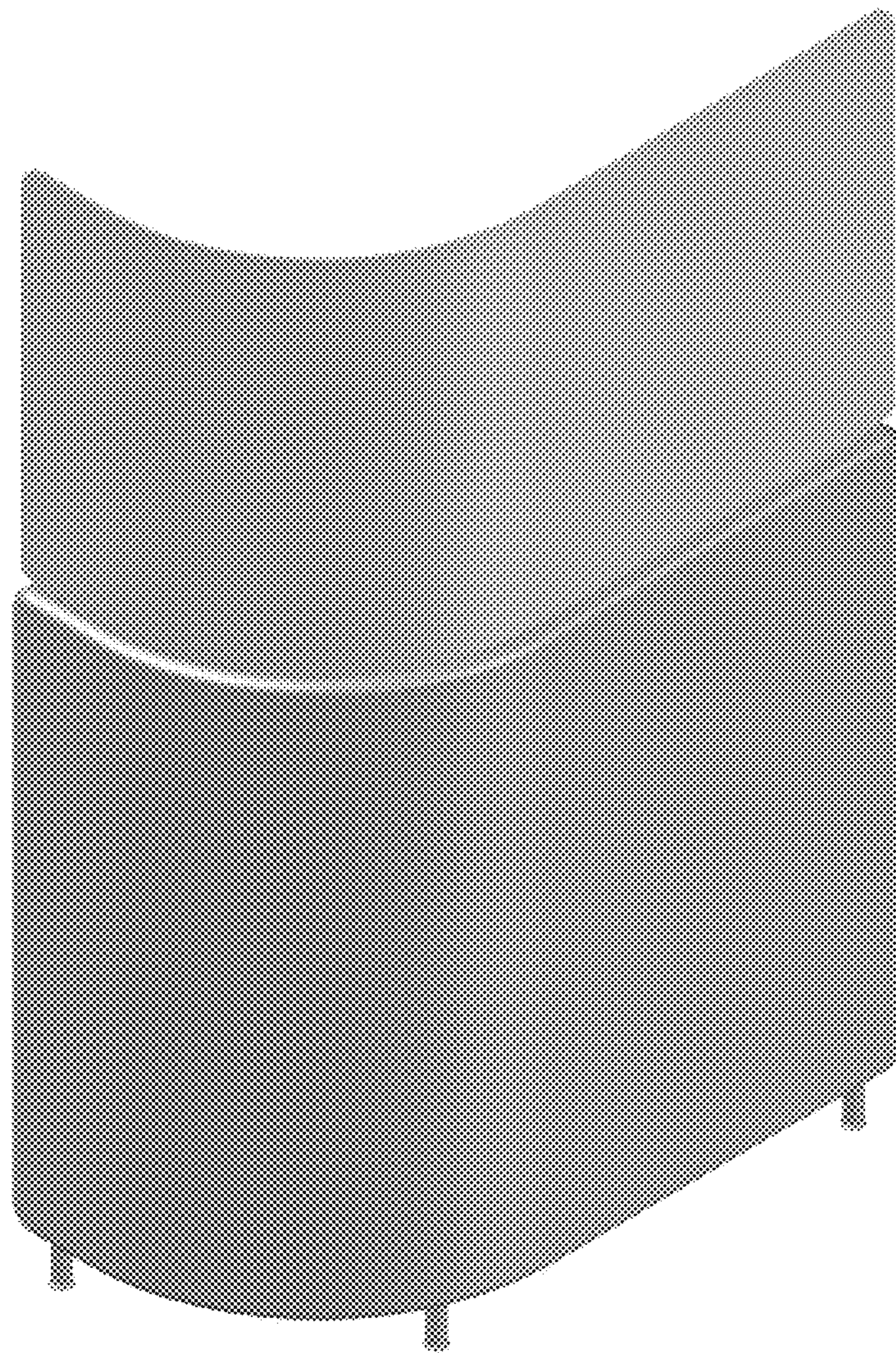


FIG. 2




FIG. 3




FIG. 4




FIG. 5




FIG. 6




FIG. 7

