

US00D793745S

(12) **United States Design Patent** (10) **Patent No.:** **US D793,745 S**
Lovern (45) **Date of Patent:** **** Aug. 8, 2017**

(54) **FIREMAN UNIFORM FRAME**

D701,702 S * 4/2014 Lovern D6/303
D731,188 S * 6/2015 Lovern D6/303
2010/0264639 A1* 10/2010 Lovern B42D 1/08
281/34

(71) Applicant: **Charles Lovern**, Lilburn, GA (US)

(72) Inventor: **Charles Lovern**, Lilburn, GA (US)

* cited by examiner

(**) Term: **15 Years**

Primary Examiner — Deanna L Pratt

(21) Appl. No.: **29/565,539**

(74) *Attorney, Agent, or Firm* — Maristyn Law LLC;
Lynda F. Kouroupis

(22) Filed: **May 21, 2016**

(51) **LOC (10) Cl.** **06-07**

(57) **CLAIM**

(52) **U.S. Cl.**
USPC **D6/303**

The ornamental design for a fireman uniform frame, as shown and described.

(58) **Field of Classification Search**
USPC D6/300–313; D19/28; D14/126
CPC ... B42D 1/08; B42D 3/04; B42D 3/08; B42D
3/12; B24D 89/00
See application file for complete search history.

DESCRIPTION

(56) **References Cited**

U.S. PATENT DOCUMENTS

D295,389 S	*	4/1988	Maddox	D11/133
D525,607 S	*	7/2006	Chia	D14/126
D530,367 S	*	10/2006	Payne	D19/28
D558,161 S	*	12/2007	Chu	D14/126
D629,460 S	*	12/2010	Lovern	D19/26
D650,592 S	*	12/2011	Chiu	D14/371
D655,517 S	*	3/2012	Chiu	D6/308
D688,048 S	*	8/2013	Lovern	D6/303
D694,323 S	*	11/2013	Lovern	D19/28
D695,824 S	*	12/2013	Lovern	D19/28
D697,133 S	*	1/2014	Lovern	D19/28
D697,552 S	*	1/2014	Lovern	D19/28
D699,286 S	*	2/2014	Lovern	D19/28

FIG. 1 is a front perspective view of my ornamental design for a fireman uniform frame.

FIG. 2 is a front elevation view of the fireman uniform frame of FIG. 1.

FIG. 3 is a left side elevation view of the fireman uniform frame of FIG. 1.

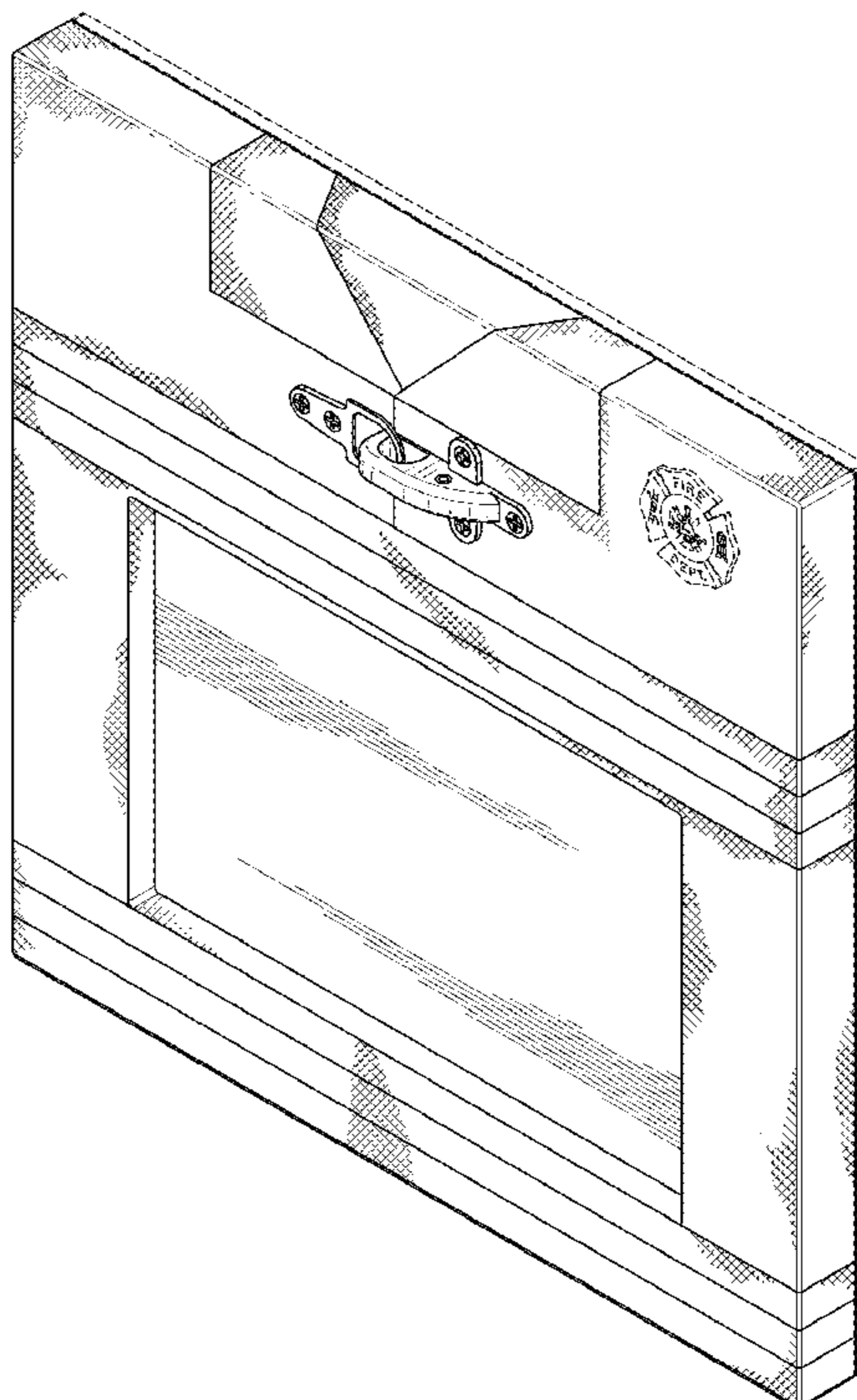
FIG. 4 is a right side elevation view of the fireman uniform frame of FIG. 1.

FIG. 5 is a top plan view of the fireman uniform frame of FIG. 1; and,

FIG. 6 is a bottom plan view of the fireman uniform frame of FIG. 1.

The broken lines shown in the drawings are directed to portions shown for environmental purposes that form no part of the claimed design.

1 Claim, 4 Drawing Sheets



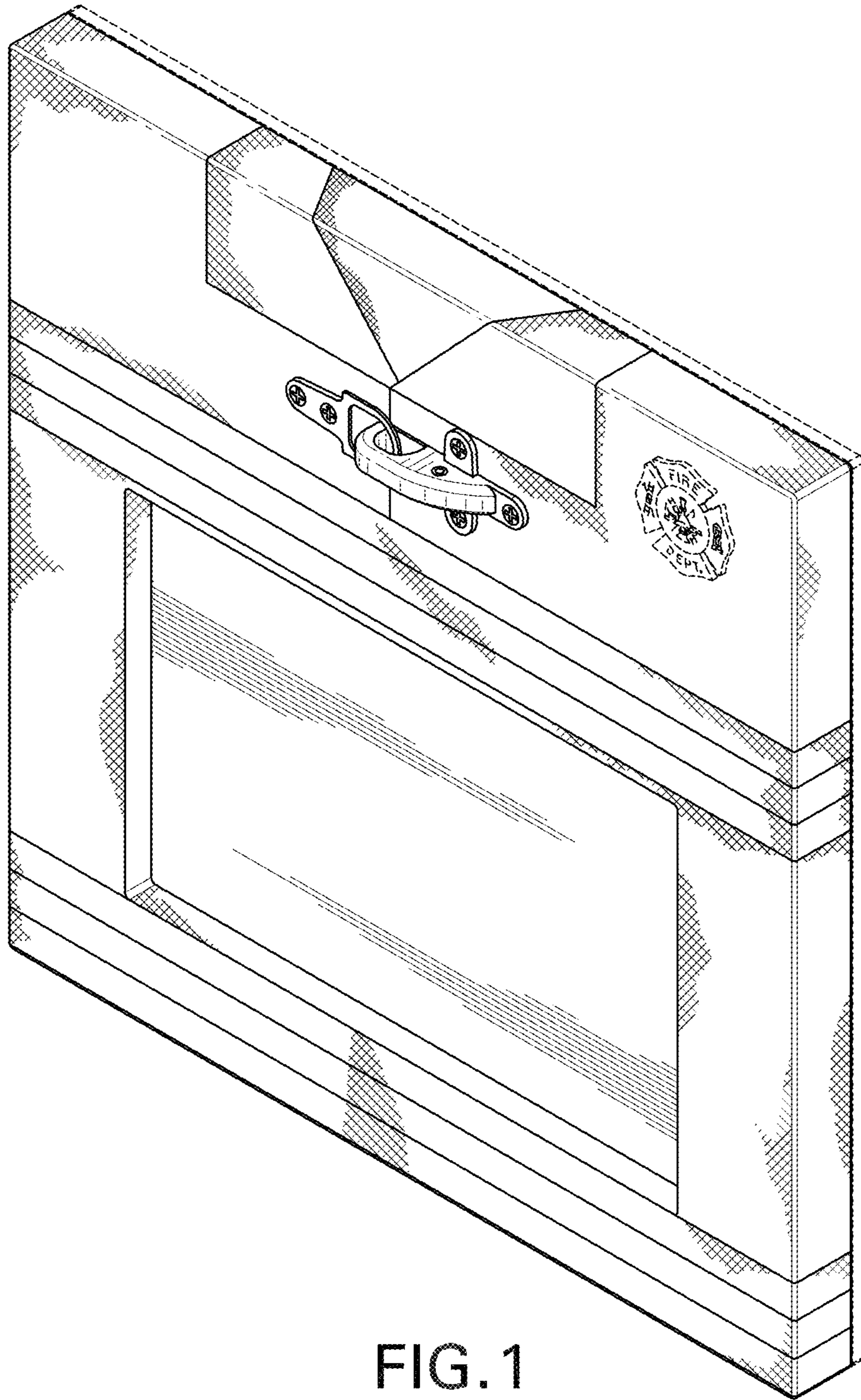


FIG. 1

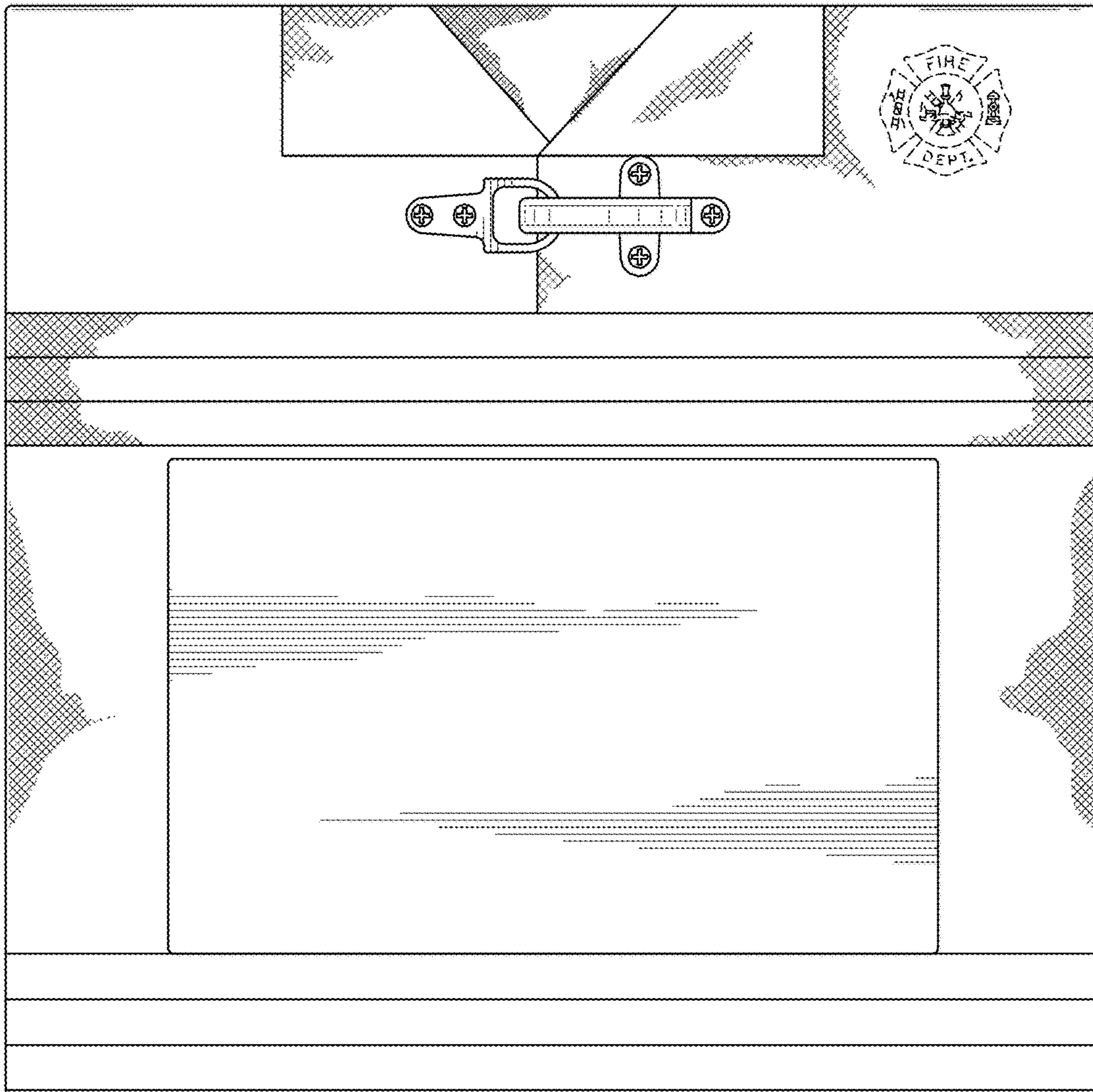


FIG. 2

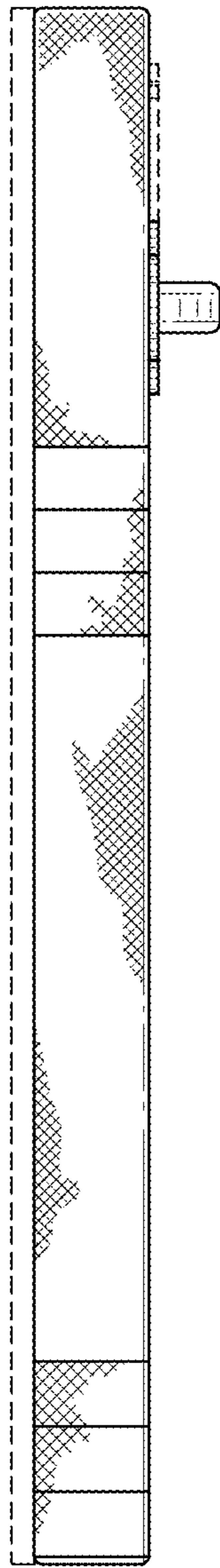


FIG. 3

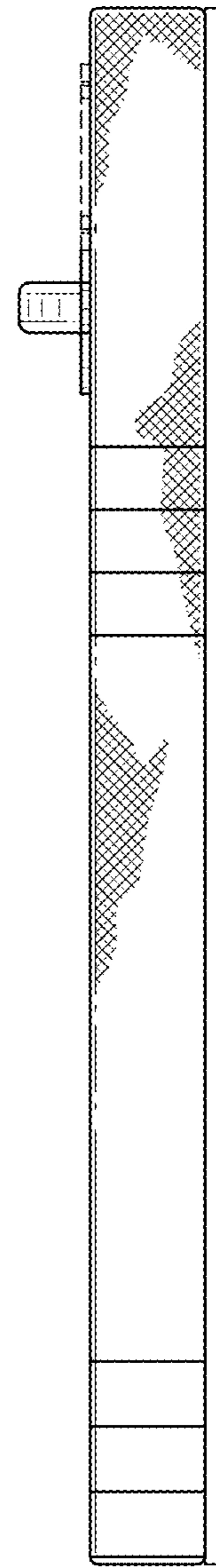


FIG. 4

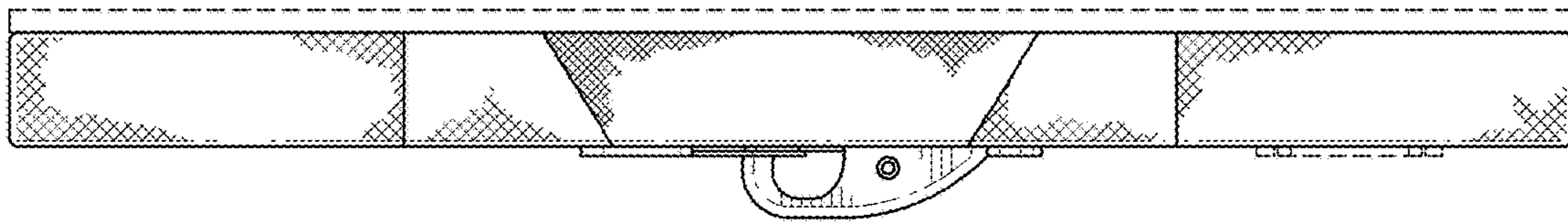


FIG. 5

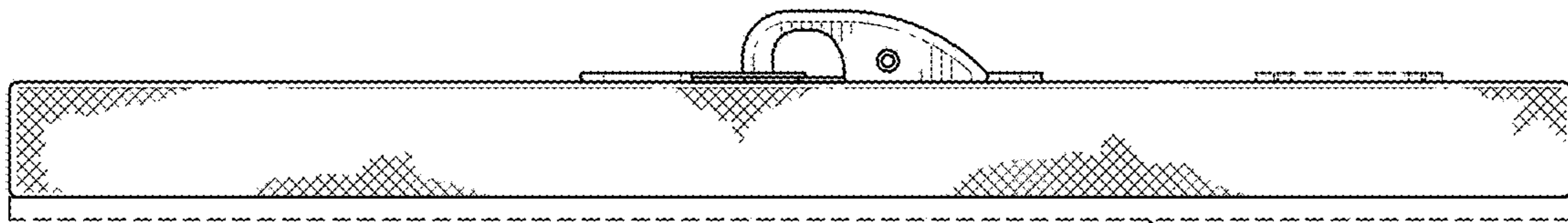


FIG. 6