



US00D793743S

(12) **United States Design Patent** (10) **Patent No.:** **US D793,743 S**  
**Lovern** (45) **Date of Patent:** **\*\* Aug. 8, 2017**

(54) **SOCCER JERSEY FRAME**

D701,702 S \* 4/2014 Lovern ..... D6/303  
D731,188 S \* 6/2015 Lovern ..... D6/303  
2010/0264639 A1\* 10/2010 Lovern ..... B42D 1/08  
281/34

(71) Applicant: **Charles Lovern**, Lilburn, GA (US)

(72) Inventor: **Charles Lovern**, Lilburn, GA (US)

\* cited by examiner

(\*\*) Term: **15 Years**

*Primary Examiner* — Deanna L Pratt

(21) Appl. No.: **29/565,536**

(74) *Attorney, Agent, or Firm* — Maristyn Law LLC;  
Lynda F. Kouroupis

(22) Filed: **May 21, 2016**

(51) **LOC (10) Cl.** ..... **06-07**

(57) **CLAIM**

(52) **U.S. Cl.**  
USPC ..... **D6/303**

The ornamental design for a soccer jersey frame, as shown and described.

(58) **Field of Classification Search**  
USPC ..... D6/300-313; D19/28; D14/126  
CPC ... B42D 1/08; B42D 3/04; B42D 3/08; B42D  
3/12; B24D 89/00

**DESCRIPTION**

See application file for complete search history.

FIG. 1 is a front perspective view of my ornamental design for a soccer jersey frame.

(56) **References Cited**

FIG. 2 is a front elevation view of the soccer jersey frame of FIG. 1.

**U.S. PATENT DOCUMENTS**

FIG. 3 is a left side elevation view of the soccer jersey frame of FIG. 1.

|              |         |        |       |         |
|--------------|---------|--------|-------|---------|
| D295,389 S * | 4/1988  | Maddox | ..... | D11/133 |
| D525,607 S * | 7/2006  | Chia   | ..... | D14/126 |
| D530,367 S * | 10/2006 | Payne  | ..... | D19/28  |
| D558,161 S * | 12/2007 | Chu    | ..... | D14/126 |
| D629,460 S * | 12/2010 | Lovern | ..... | D19/26  |
| D650,592 S * | 12/2011 | Chiu   | ..... | D14/371 |
| D655,517 S * | 3/2012  | Chiu   | ..... | D6/308  |
| D688,048 S * | 8/2013  | Lovern | ..... | D6/303  |
| D694,323 S * | 11/2013 | Lovern | ..... | D19/28  |
| D695,824 S * | 12/2013 | Lovern | ..... | D19/28  |
| D697,133 S * | 1/2014  | Lovern | ..... | D19/28  |
| D697,552 S * | 1/2014  | Lovern | ..... | D19/28  |
| D699,286 S * | 2/2014  | Lovern | ..... | D19/28  |

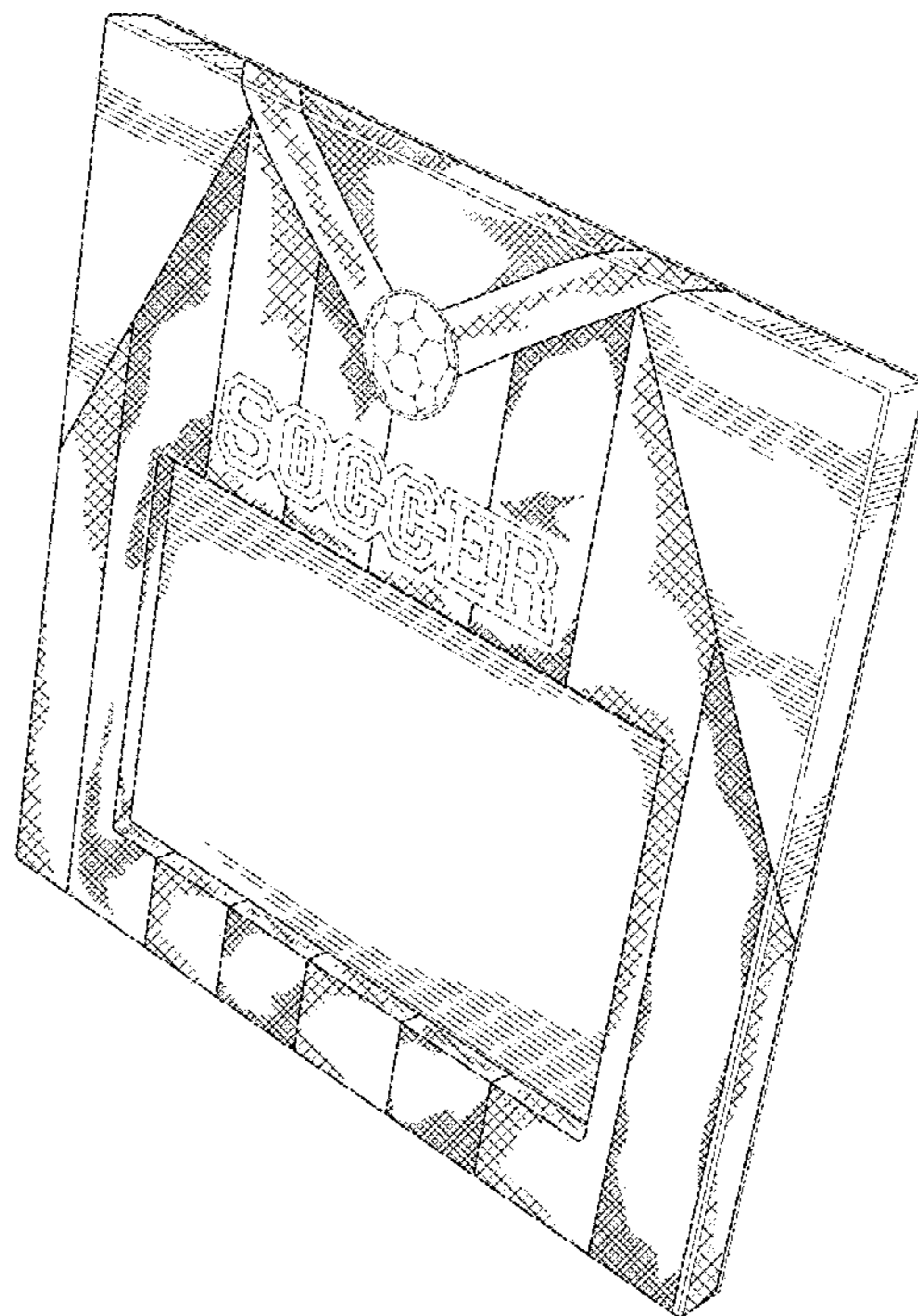
FIG. 4 is a right side elevation view of the soccer jersey frame of FIG. 1.

FIG. 5 is a top plan view of the soccer jersey frame of FIG. 1; and,

FIG. 6 is a bottom plan view of the soccer jersey frame of FIG. 1.

The broken lines shown in the drawings are directed to portions shown for environmental purposes that form no part of the claimed design.

**1 Claim, 4 Drawing Sheets**



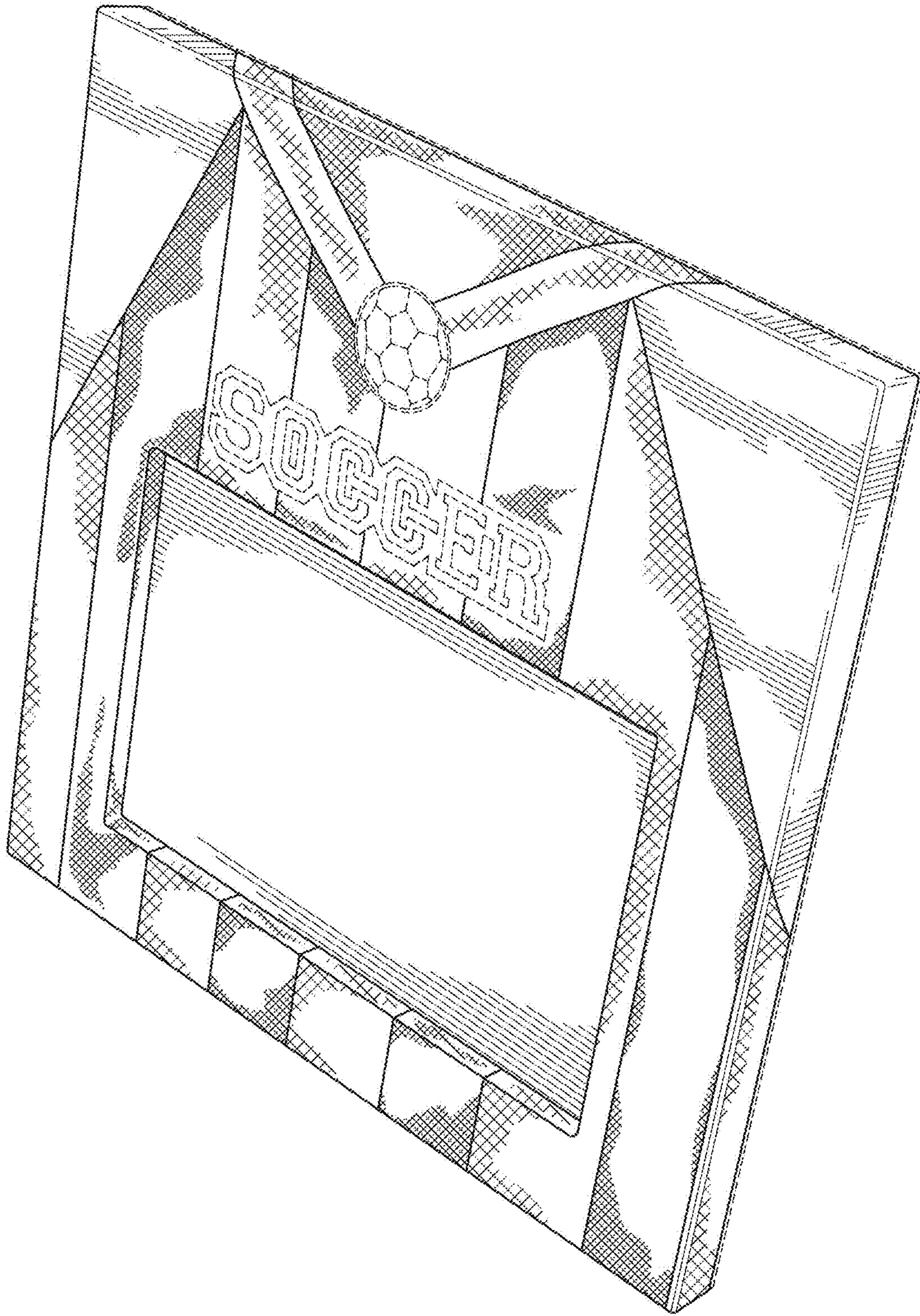


FIG. 1




FIG. 2



FIG. 3

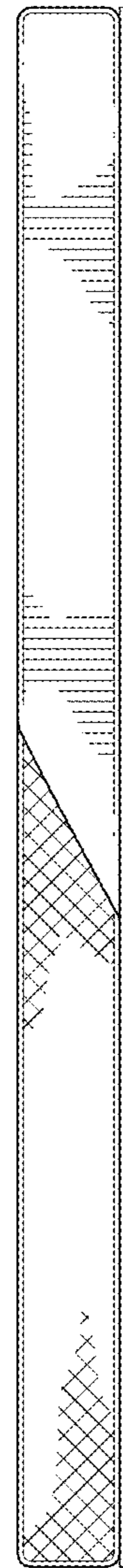


FIG. 4




FIG. 5

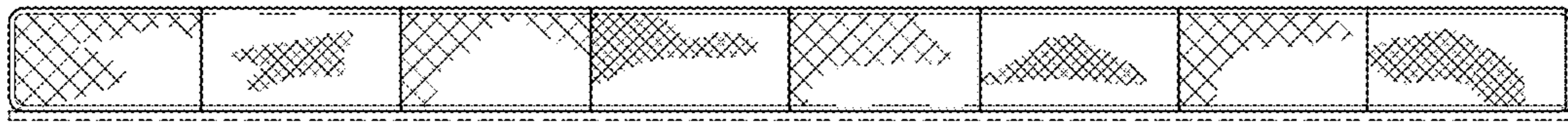


FIG. 6