



US00D793741S

(12) **United States Design Patent**  
**Lovern**

(10) **Patent No.:** **US D793,741 S**

(45) **Date of Patent:** **\*\* Aug. 8, 2017**

(54) **HOCKEY JERSEY FRAME**

(71) Applicant: **Charles Lovern**, Lilburn, GA (US)

(72) Inventor: **Charles Lovern**, Lilburn, GA (US)

(\*\*) Term: **15 Years**

(21) Appl. No.: **29/565,510**

(22) Filed: **May 20, 2016**

(51) **LOC (10) Cl.** ..... **06-07**

(52) **U.S. Cl.**  
USPC ..... **D6/303**

(58) **Field of Classification Search**  
USPC ..... D6/300-313; D19/28; D14/126  
CPC ... B42D 1/08; B42D 3/04; B42D 3/08; B42D  
3/12; B42D 89/00  
See application file for complete search history.

(56) **References Cited**

**U.S. PATENT DOCUMENTS**

D295,389 S *	4/1988	Maddox	.....	D11/133
D525,607 S *	7/2006	Chia	.....	D14/126
D530,367 S *	10/2006	Payne	.....	D19/28
D558,161 S *	12/2007	Chu	.....	D14/126
D629,460 S *	12/2010	Lovern	.....	D19/26
D650,592 S *	12/2011	Chiu	.....	D14/371
D655,517 S *	3/2012	Chiu	.....	D6/308
D688,048 S *	8/2013	Lovern	.....	D6/303
D694,323 S *	11/2013	Lovern	.....	D19/28
D695,824 S *	12/2013	Lovern	.....	D19/28
D697,133 S *	1/2014	Lovern	.....	D19/28
D697,552 S *	1/2014	Lovern	.....	D19/28
D699,286 S *	2/2014	Lovern	.....	D19/28

D701,702 S *	4/2014	Lovern	.....	D6/303
D731,188 S *	6/2015	Lovern	.....	D6/303
2010/0264639 A1 *	10/2010	Lovern	.....	B42D 1/08 281/34

\* cited by examiner

*Primary Examiner* — Deanna L Pratt

(74) *Attorney, Agent, or Firm* — Maristyn Law LLC;  
Lynda F. Kouroupis

(57) **CLAIM**

The ornamental design for a hockey jersey frame, as shown and described.

**DESCRIPTION**

FIG. 1 is a front perspective view of my ornamental design for a hockey jersey frame.

FIG. 2 is a front elevation view of the hockey jersey frame of FIG. 1.

FIG. 3 is a left side elevation view of the hockey jersey frame of FIG. 1.


FIG. 4 is a right side elevation view of the hockey jersey frame of FIG. 1.

FIG. 5 is a top plan view of the hockey jersey frame of FIG. 1; and,

FIG. 6 is a bottom plan view of the hockey jersey frame of FIG. 1.

The broken lines shown in the drawings are directed to portions shown for environmental purposes that form no part of the claimed design.

**1 Claim, 4 Drawing Sheets**






FIG. 1






FIG. 2

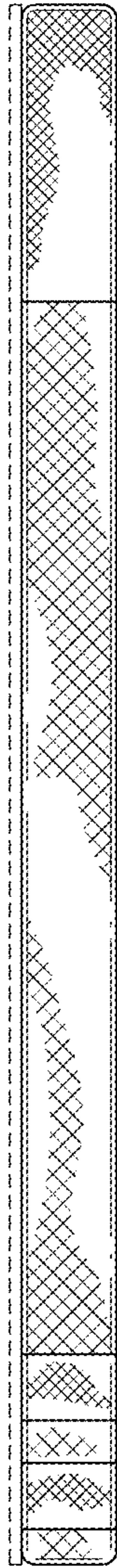


FIG. 3

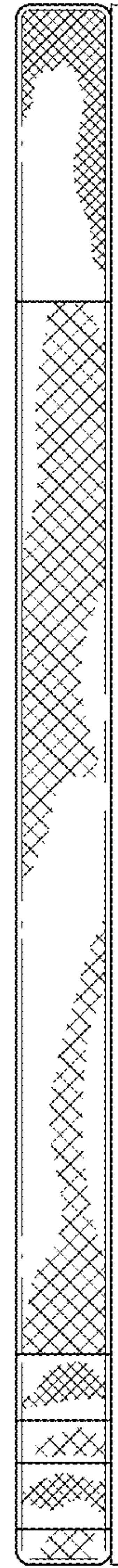


FIG. 4




FIG. 5

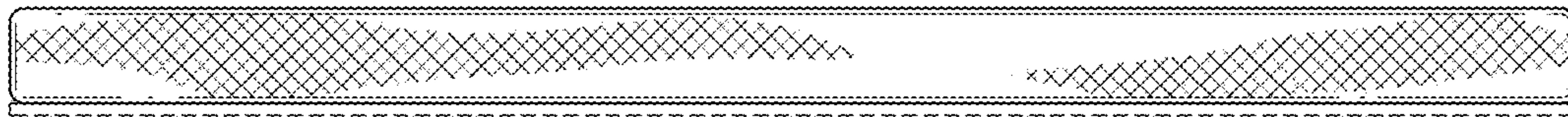


FIG. 6