



US00D793739S

(12) **United States Design Patent** (10) **Patent No.:** **US D793,739 S**  
**Taylor** (45) **Date of Patent:** **\*\* Aug. 8, 2017**

- (54) **FABRIC**
- (71) Applicant: **TANYA TAYLOR DESIGNS LLC**,  
New York, NY (US)
- (72) Inventor: **Tanya V. Taylor**, New York, NY (US)
- (73) Assignee: **TANYA TAYLOR DESIGNS LLC**,  
New York, NY (US)
- (\*\*) Term: **15 Years**
- (21) Appl. No.: **29/547,858**
- (22) Filed: **Dec. 8, 2015**
- (51) **LOC (10) Cl.** ..... **05-05**
- (52) **U.S. Cl.**  
USPC ..... **D5/39**
- (58) **Field of Classification Search**  
USPC ... D5/6, 7, 8, 16, 25, 32, 37, 39, 43, 47, 53,  
D5/56, 57, 60, 61, 62, 66, 99; D19/1, 5;  
D20/27, 28; D25/138, 150, 151, 156  
CPC .... B44F 3/00; B44F 7/00; D03D 3/00; D03D  
9/00; D06N 7/00; D21H 5/02; D21H  
27/02  
See application file for complete search history.

- D181,158 S \* 10/1957 McCord ..... D5/53
- D222,412 S \* 10/1971 Wyckoff ..... D5/37
- D506,316 S \* 6/2005 McMahan ..... D5/30

**OTHER PUBLICATIONS**

- U.S. Appl. No. 29/538,806, filed Sep. 8, 2015, Inventor Tanya V. Taylor (40 pages).
- U.S. Appl. No. 29/538,811, filed Sep. 8, 2015, Inventor Tanya V. Taylor (43 pages).
- U.S. Appl. No. 29/538,813, filed Sep. 8, 2015, Inventor Tanya V. Taylor (48 pages).

(Continued)

*Primary Examiner* — Karen S Acker  
(74) *Attorney, Agent, or Firm* — FisherBroyles, LLP;  
Jason M. Pass

(57) **CLAIM**

I claim the ornamental design for a fabric, as shown and described.

**DESCRIPTION**

The patent or application file contains at least one drawing executed in color. Copies of this patent or patent application publication with color drawing(s) will be provided by the Office upon request and payment of the necessary fee.

Further, a portion of the disclosure of this patent document contains material to which a claim for copyright is made. The copyright owner has no objection to the reproduction of the patent document or the patent disclosure, as it appears in the U.S. Patent Office records, but reserves all other copyright rights whatsoever.

FIG. 1 is a top plan view of a first embodiment of a fabric according to my design; and,


FIG. 2 is a top plan view of a second embodiment, thereof. The broken lines surrounding the figures depict the boundaries of the claim and form no part thereof.

**1 Claim, 2 Drawing Sheets**  
**(1 of 2 Drawing Sheet(s) Filed in Color)**

(56) **References Cited**

**U.S. PATENT DOCUMENTS**

- D5,717 S \* 3/1872 Cowell ..... D5/7
- D27,085 S \* 5/1897 Jacobs ..... D5/6
- D45,620 S \* 4/1914 Elliot ..... D5/7
- D49,427 S \* 7/1916 Elliot ..... D5/32
- D90,950 S \* 10/1933 Kohut ..... D5/37
- D92,096 S \* 4/1934 Laun ..... D5/7
- D101,870 S \* 11/1936 Heim ..... D5/37
- D105,775 S \* 8/1937 Dawer ..... D11/89
- D108,829 S \* 3/1938 Emmerich ..... D5/32
- D111,727 S \* 10/1938 Goldman ..... D5/6



(56)


**References Cited**

OTHER PUBLICATIONS

- U.S. Appl. No. 29/538,819, filed Sep. 8, 2015, Inventor Tanya V. Taylor (47 pages).  
U.S. Appl. No. 29/547,854, filed Dec. 8, 2015, Inventor Tanya V. Taylor (31 pages).  
U.S. Appl. No. 29/547,862, filed Dec. 8, 2015, Inventor Tanya V. Taylor (31 pages).  
U.S. Appl. No. 29/547,863, filed Dec. 8, 2015, Inventor Tanya V. Taylor (31 pages).  
U.S. Appl. No. 29/547,865, filed Dec. 8, 2015, Inventor Tanya V. Taylor (36 pages).  
U.S. Appl. No. 29/547,866, filed Dec. 8, 2015, Inventor Tanya V. Taylor (36 pages).  
U.S. Appl. No. 29/554,468, filed Feb. 11, 2016, Inventor Tanya V. Taylor (25 pages).  
U.S. Appl. No. 29/554,471, filed Feb. 11, 2016, Inventor Tanya V. Taylor (37 pages).  
U.S. Appl. No. 29/554,473, filed Feb. 11, 2016, Inventor Tanya V. Taylor (31 pages).  
U.S. Appl. No. 29/554,474, filed Feb. 11, 2016, Inventor Tanya V. Taylor (31 pages).  
U.S. Appl. No. 29/554,477, filed Feb. 11, 2016, Inventor Tanya V. Taylor (27 pages).  
U.S. Appl. No. 29/571,949, filed Jul. 22, 2016, Inventor Tanya V. Taylor (34 pages).

\* cited by examiner





© 2015 Tanya Taylor Designs LLC

FIG. 1



© 2015 Tanya Taylor Designs LLC




FIG. 2