



US00D793736S

(12) **United States Design Patent** (10) **Patent No.:** **US D793,736 S**  
**Zavalloni** (45) **Date of Patent:** **\*\* Aug. 8, 2017**

(54) **HEAD FOR ELECTRICAL TOOTHBRUSH**

(71) Applicant: **CURADEN AG**, Kriens (CH)

(72) Inventor: **Marco Zavalloni**, Wohlen (CH)

(73) Assignee: **CURADEN AG**, Kriens (CH)

(\*\*) Term: **15 Years**

(21) Appl. No.: **29/578,610**

(22) Filed: **Sep. 22, 2016**

**Related U.S. Application Data**

(62) Division of application No. 29/529,204, filed on Jun. 4, 2015.

(30) **Foreign Application Priority Data**

Dec. 5, 2014 (CH) ..... 2014-00812

(51) **LOC (10) Cl.** ..... **04-02**

(52) **U.S. Cl.**  
USPC ..... **D4/102; D4/101**

(58) **Field of Classification Search**  
USPC ..... D4/100-102, 104-118, 124-125,  
D4/127-132, 136, 138, 121-122, 133,  
D4/135

CPC ..... A46B 5/00; A46B 5/0004; A46B 5/0008;  
A46B 5/0012; A46B 5/002; A46B  
5/0095; A46B 9/04; A46B 11/0006; A46B  
2200/1066; A61B 17/24; A61C 17/16

See application file for complete search history.

(56) **References Cited**

**U.S. PATENT DOCUMENTS**

D278,764 S \* 5/1985 Olsen ..... D4/101  
D294,885 S \* 3/1988 Mollenhoff ..... 15/23  
D373,903 S \* 9/1996 Stutzer ..... D4/101  
D402,811 S \* 12/1998 Stansbury, Jr. .... D4/101  
D419,774 S 2/2000 Langue

D458,027 S \* 6/2002 Ferber ..... D4/101  
D459,081 S \* 6/2002 Eliav ..... D4/101  
D483,183 S 12/2003 De Salvo  
D490,981 S \* 6/2004 Hoffecker ..... D4/101  
D499,884 S \* 12/2004 Chan ..... D4/101  
D503,852 S \* 4/2005 Hensel ..... D4/101  
D509,362 S 9/2005 Maeda  
D510,809 S 10/2005 Geiberger  
D524,548 S 7/2006 Hay  
D533,349 S \* 12/2006 Jimenez ..... D4/101

(Continued)

**FOREIGN PATENT DOCUMENTS**

DE 1844732 A1 10/2007

*Primary Examiner* — Jeffrey D Asch

*Assistant Examiner* — Rebekah A Caruso

(74) *Attorney, Agent, or Firm* — Birch, Stewart, Kolasch & Birch, LLP

(57) **CLAIM**

The ornamental design for a head for electrical toothbrush, as shown and described.

**DESCRIPTION**

FIG. 1 is a bottom view of a head for electrical toothbrush showing my new design;

FIG. 2 is a top view thereof;

FIG. 3 is a right side view thereof;

FIG. 4 is a front view thereof;

FIG. 5 is a left side view thereof;

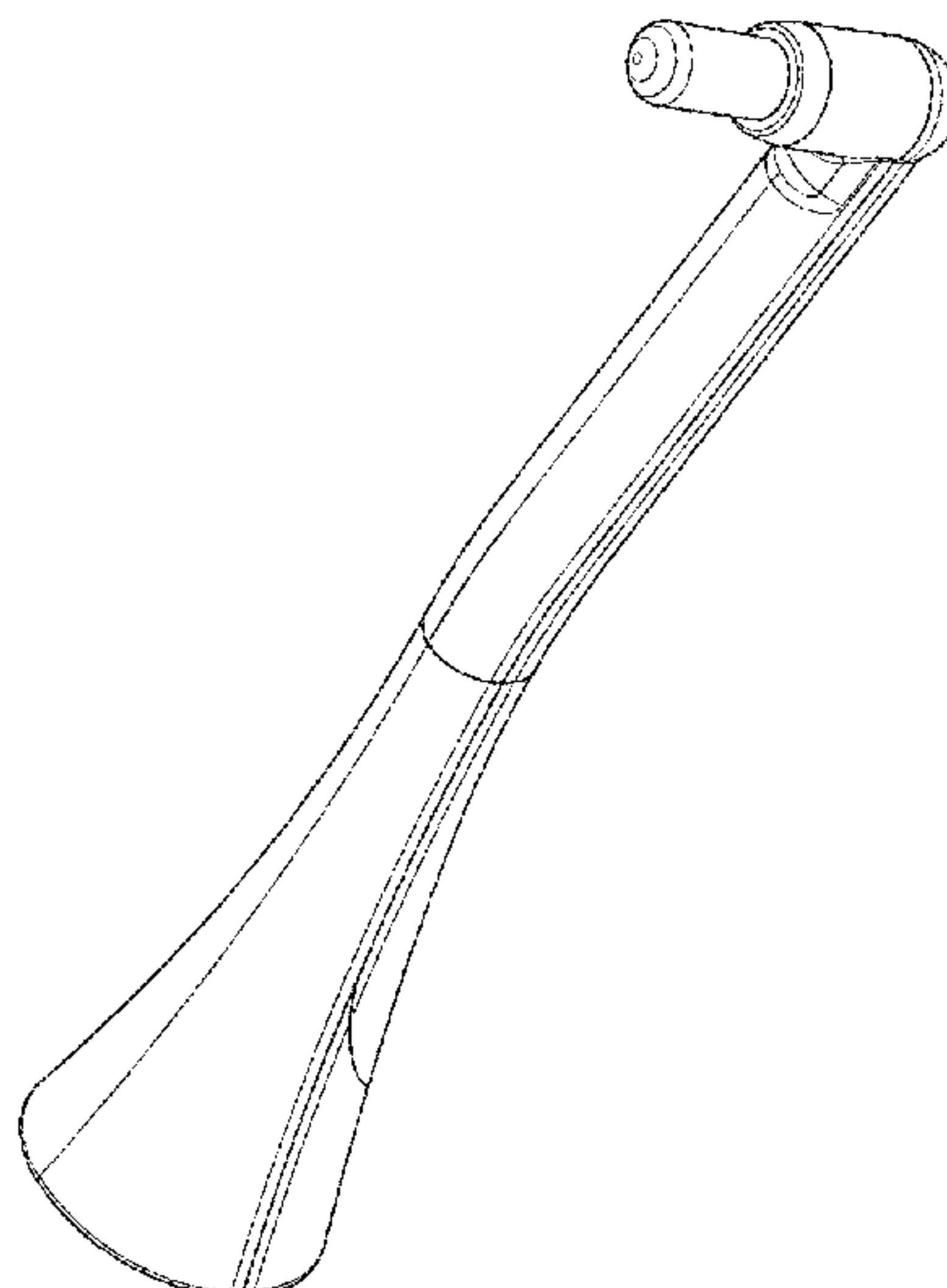
FIG. 6 is a rear view thereof;

FIG. 7 is a rear perspective view thereof; and,

FIG. 8 is a front perspective view thereof.

The broken lines shown in the figures that are immediately adjacent to the solid line areas and define unshaded regions represent the bounds of the claim. All other broken lines, including the features within broken line boundaries, are directed to environment. The broken lines form no part of the claimed design.

**1 Claim, 8 Drawing Sheets**



(56)

**References Cited**

U.S. PATENT DOCUMENTS

D593,328	S	6/2009	Grant	
D599,555	S	* 9/2009	Oliphant .....	D4/101
D652,626	S	1/2012	Gebski	
D657,565	S	4/2012	Gebski	
8,196,246	B1	6/2012	Haynes	
D669,687	S	10/2012	Heil	
D710,109	S	* 8/2014	Nanda .....	D4/104
D710,113	S	8/2014	Cho	
D715,057	S	10/2014	Adriaenssen	
D749,852	S	* 2/2016	Since .....	D4/101
D758,079	S	* 6/2016	Since .....	D4/101
D776,438	S	* 1/2017	Sedic .....	D4/111
2005/0199265	A1	9/2005	France et al.	

\* cited by examiner

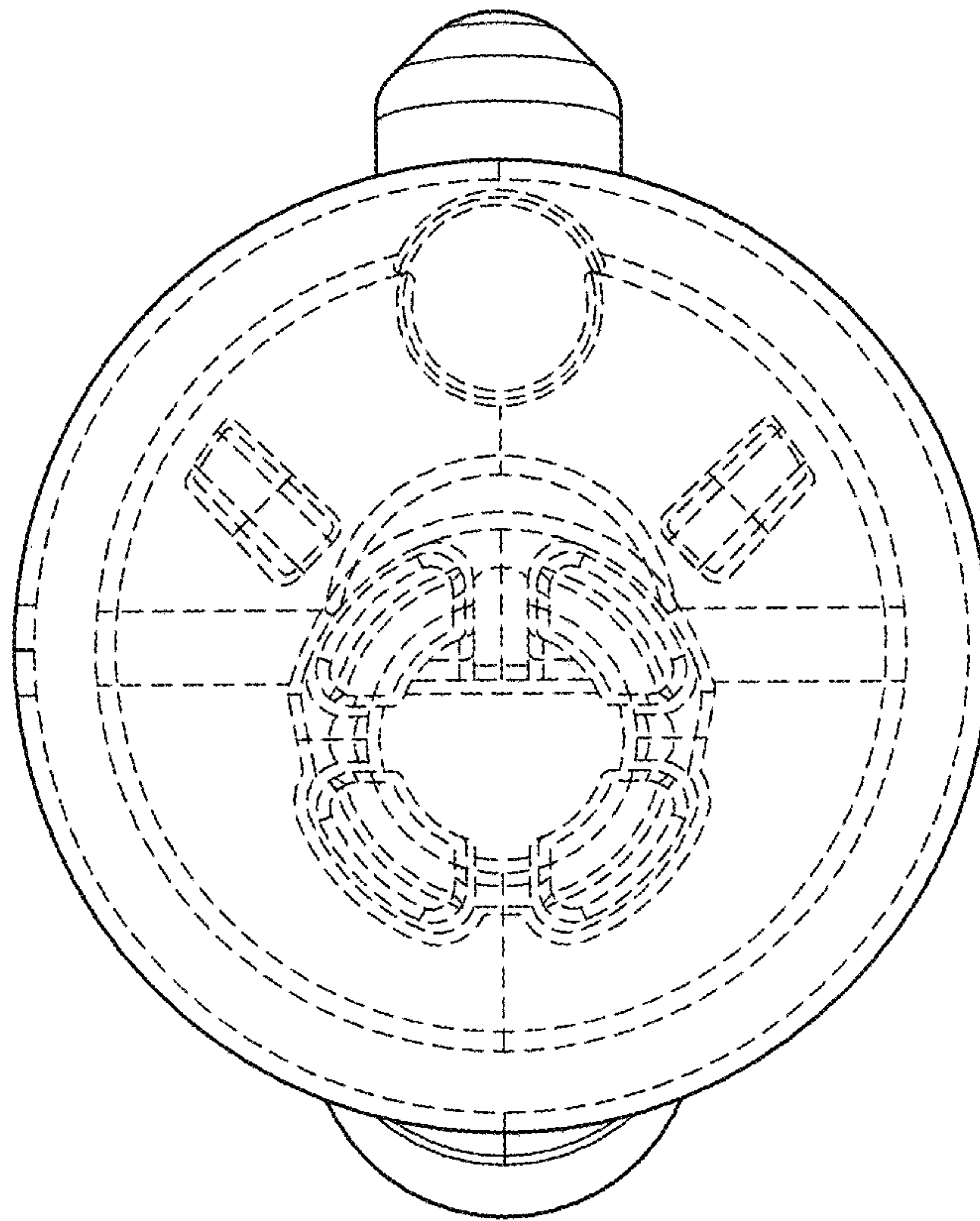


FIG.1

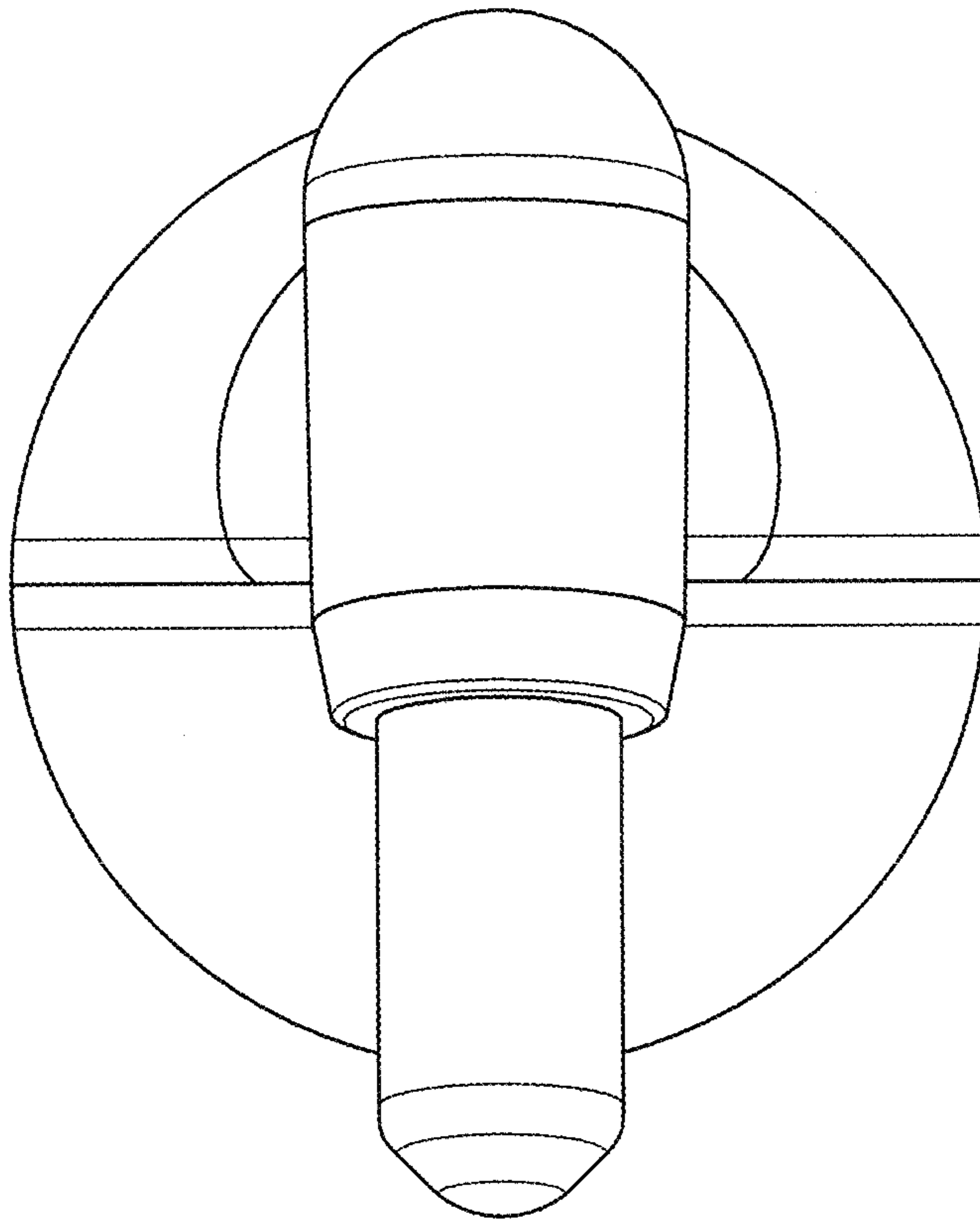


FIG.2

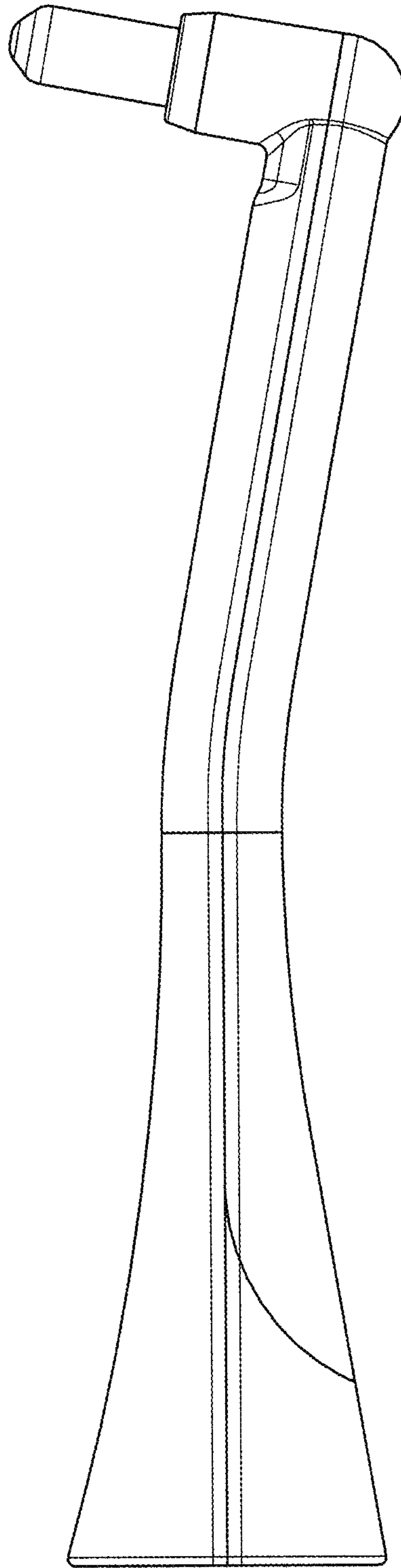


FIG.3

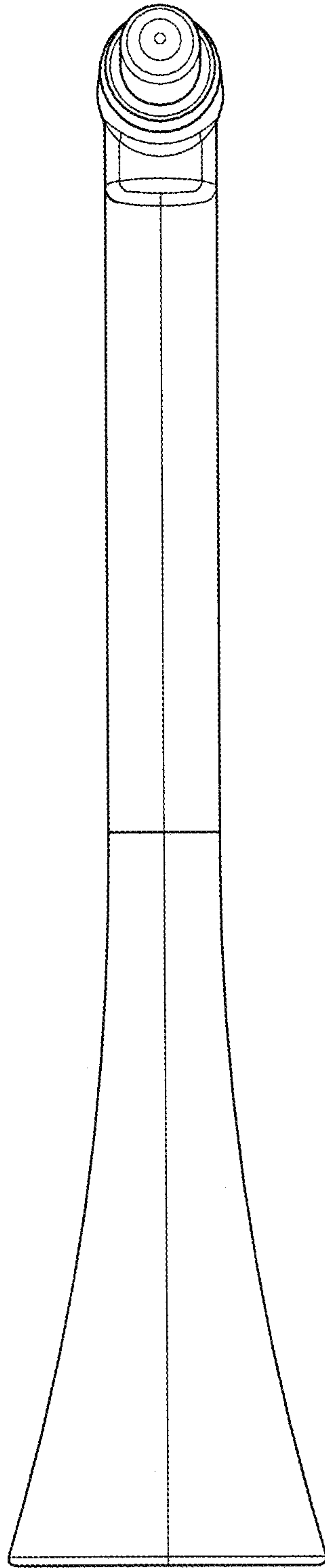


FIG.4

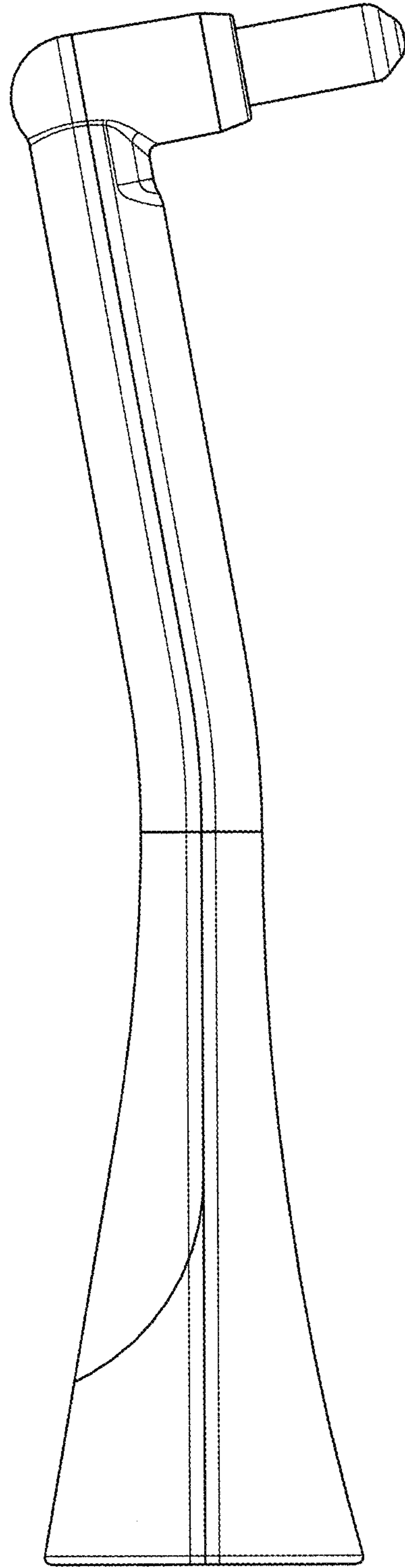


FIG.5

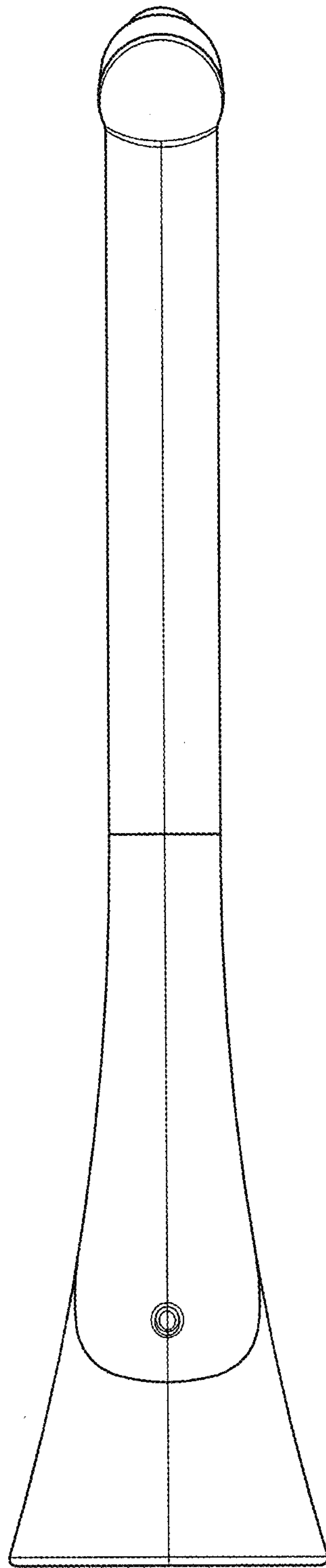


FIG.6



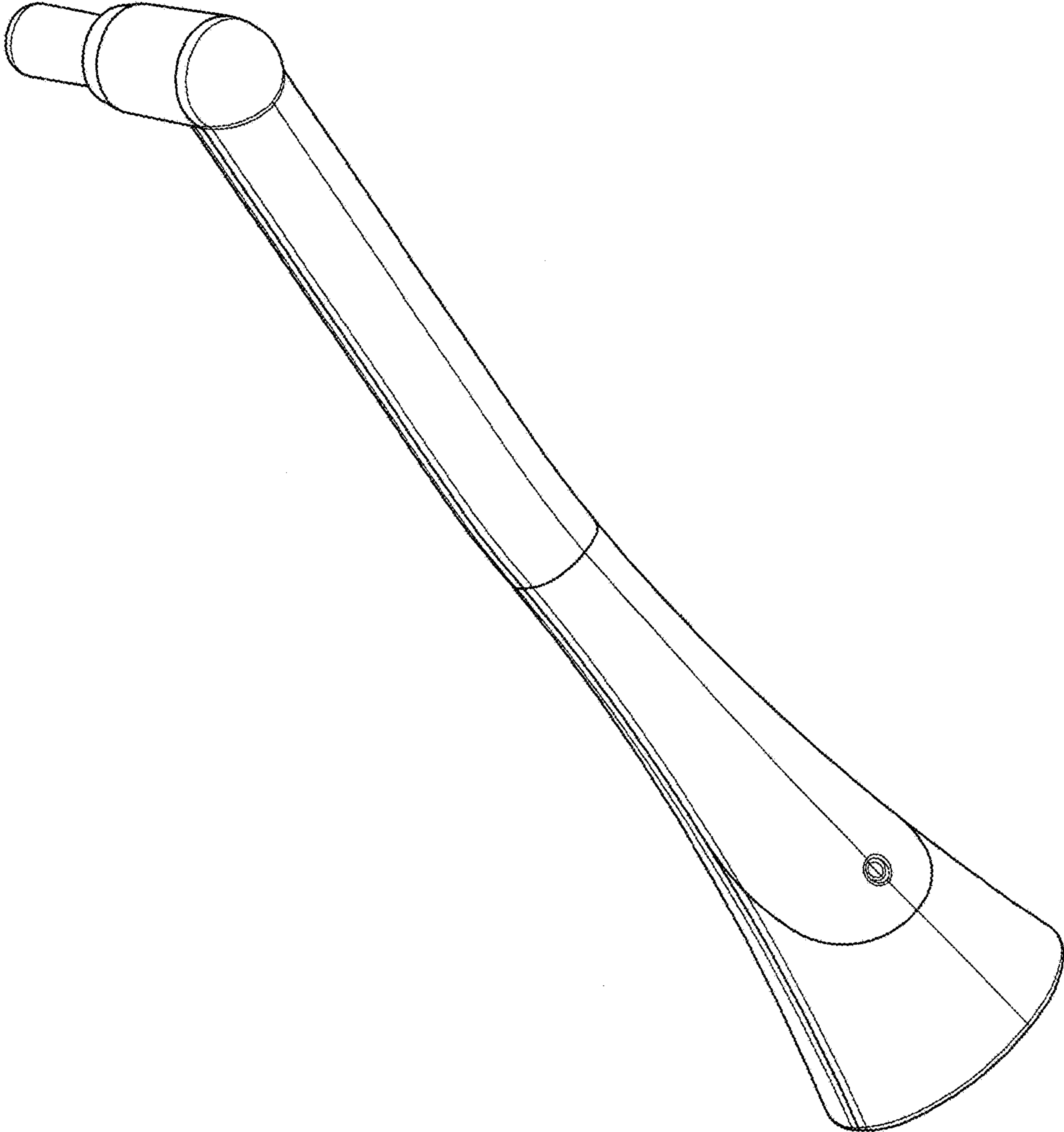


FIG.7

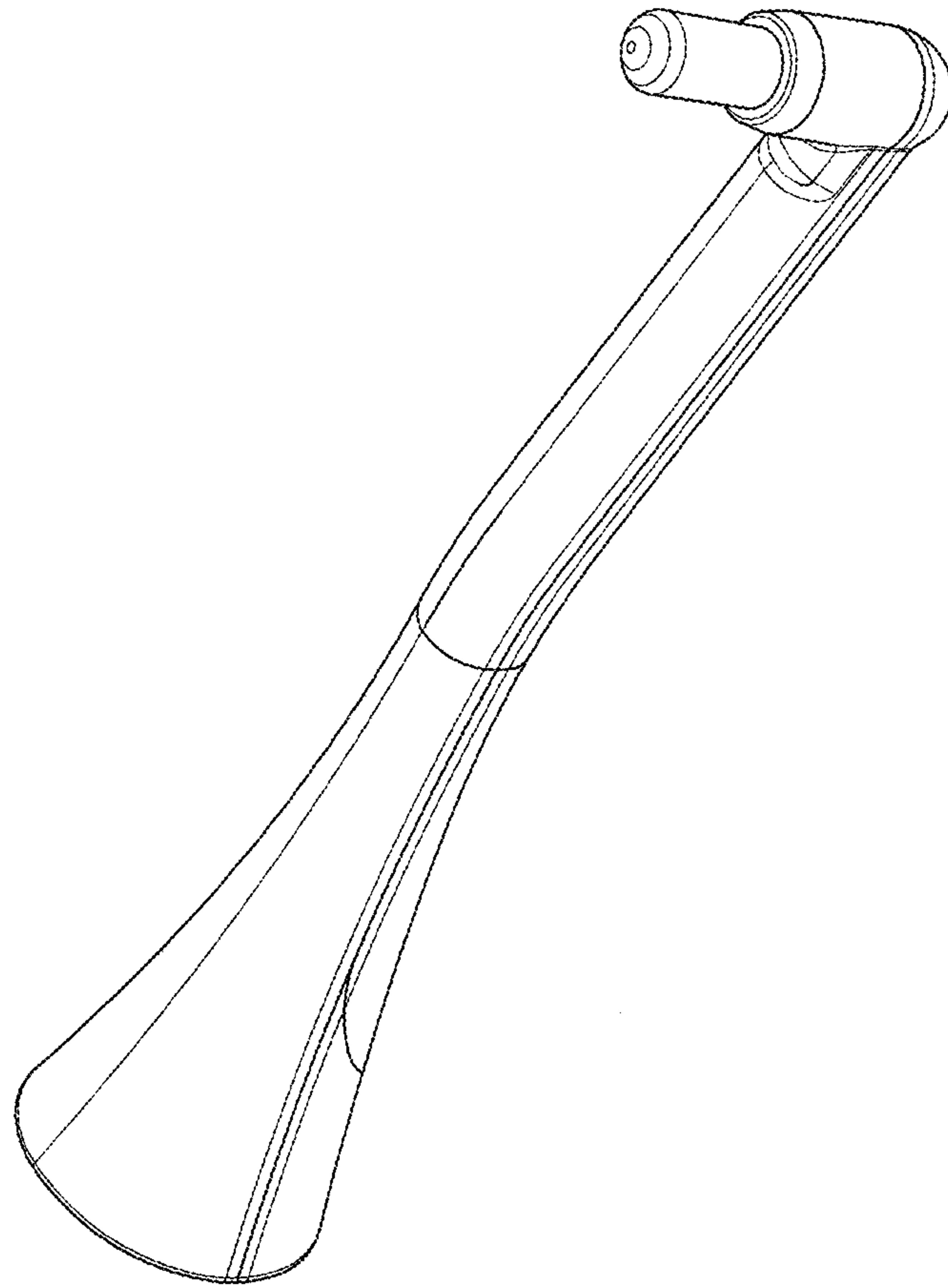


FIG.8