

US00D793732S

(12) **United States Design Patent**  
**Langner**

(10) **Patent No.:** **US D793,732 S**

(45) **Date of Patent:** **\*\* Aug. 8, 2017**

(54) **GOLF BAG HAVING FRONT POCKET WINDOW FOR SMART PHONE**

D663,950 S \* 7/2012 Willows ..... D3/226  
D680,736 S \* 4/2013 Willows ..... D3/226  
D681,947 S 5/2013 Weinshanker  
8,915,360 B2 \* 12/2014 Oliver ..... A45C 15/00  
206/320

(71) Applicant: **JCR Sales & Consulting, Inc.**, Atlanta, GA (US)

D744,236 S \* 12/2015 Turksu ..... D3/300  
D752,857 S \* 4/2016 Morgan ..... D3/218  
D759,957 S \* 6/2016 Willows ..... D3/218

(72) Inventor: **Daniel L. Langner**, Atlanta, GA (US)

2014/0231277 A1 8/2014 Ponski  
2014/0339110 A1 11/2014 Soracco et al.

(73) Assignee: **JCR SALES & CONSULTING, INC.**, Atlanta, GA (US)

**OTHER PUBLICATIONS**

(\*\*) Term: **15 Years**

Langner, Notice of Allowance, U.S. Appl. No. 29/515,583, Apr. 20, 2016, 5 pgs.

(21) Appl. No.: **29/543,061**

\* cited by examiner

(22) Filed: **Oct. 20, 2015**

(51) **LOC (10) Cl.** ..... **03-01**

*Primary Examiner* — Holly Baynham

(52) **U.S. Cl.**  
USPC ..... **D3/318**

(74) *Attorney, Agent, or Firm* — Morgan, Lewis & Bockius LLP

(58) **Field of Classification Search**  
USPC ..... D3/247, 249–253, 255, 318  
CPC ..... A45C 1/04; A45F 2200/0516  
See application file for complete search history.

(57) **CLAIM**

The ornamental design for a golf bag having front pocket window for smart phone, as shown and described.

**DESCRIPTION**

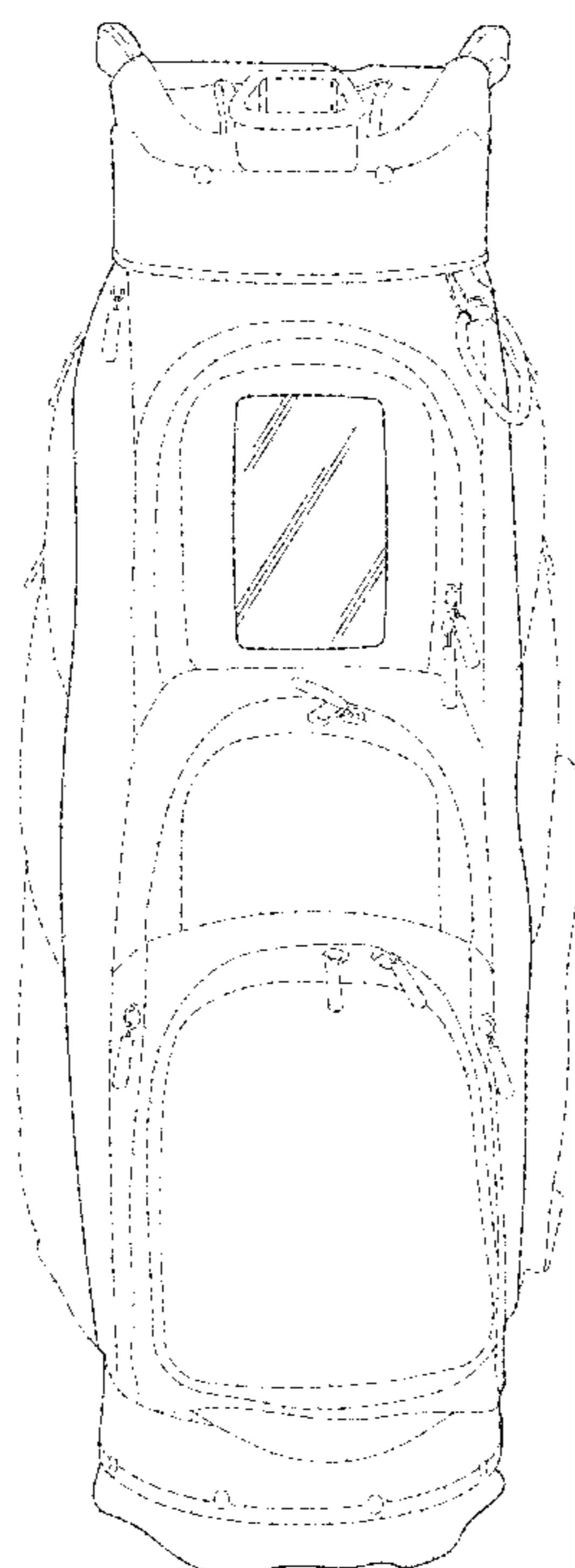
(56) **References Cited**

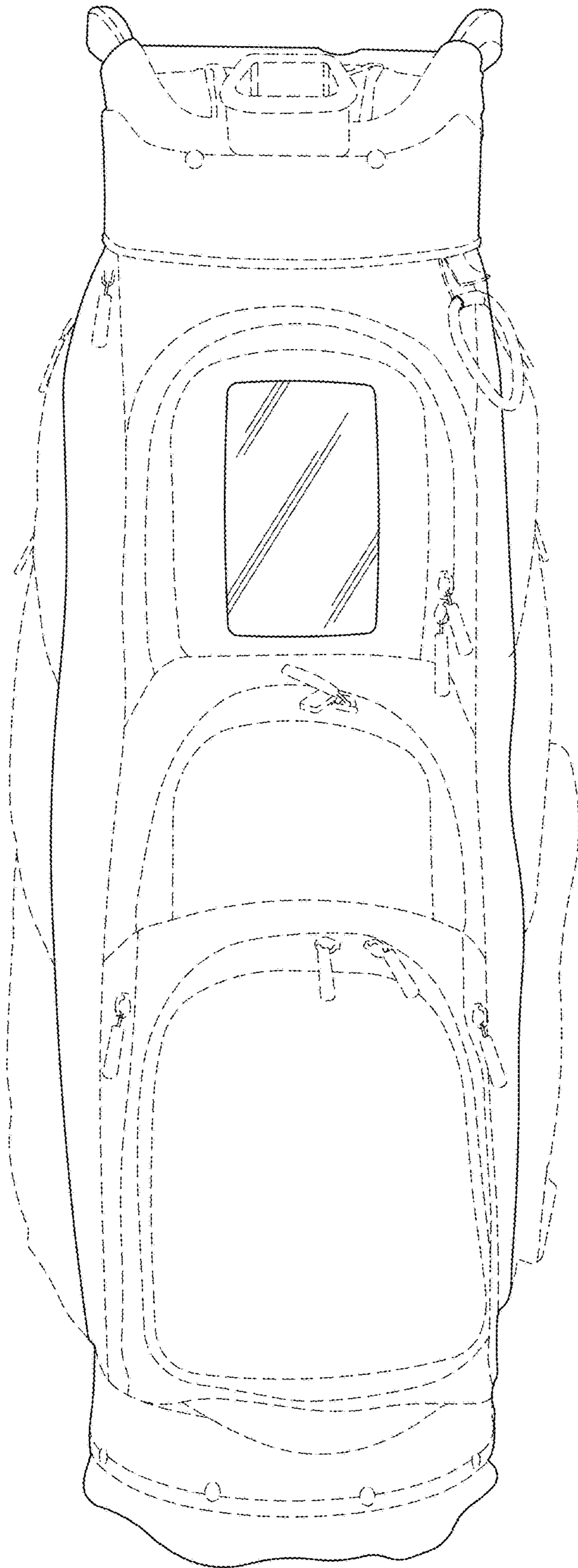
U.S. PATENT DOCUMENTS

4,771,557 A \* 9/1988 Bowman ..... B42F 5/04  
40/594  
D380,607 S 7/1997 Leben  
D404,913 S 2/1999 Campbell  
5,954,431 A \* 9/1999 Fabel ..... B42D 15/08  
229/313  
6,062,630 A \* 5/2000 Taylor ..... B60J 1/2011  
296/107.07  
D617,547 S \* 6/2010 Mudrick ..... D3/208

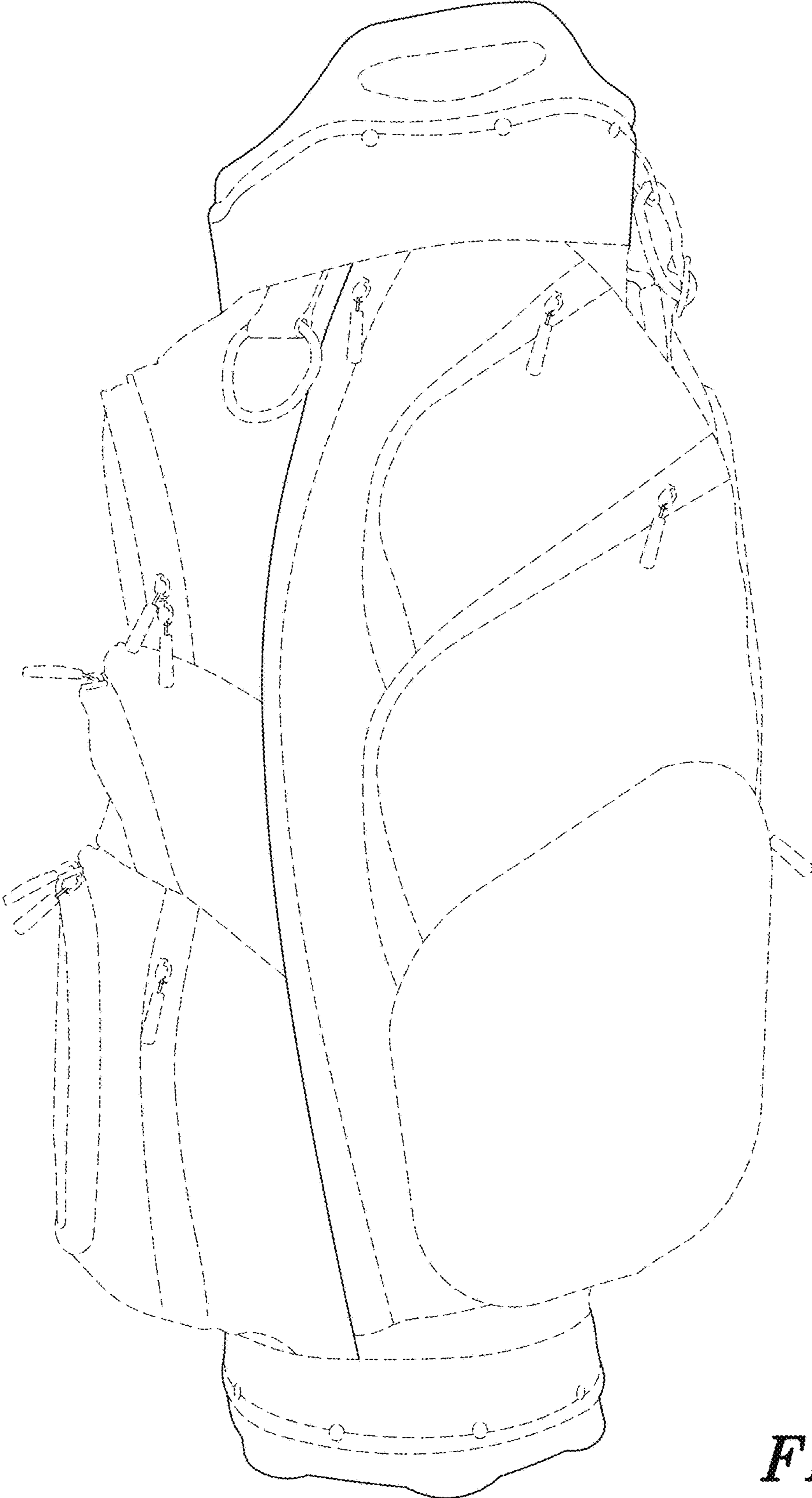
FIG. 1 is a front elevational view of a smart phone pocket window on a golf bag positioned in an upright position; and FIG. 2 is a side elevational view of the golf bag positioned in an upright position; and, FIG. 3 is a rear elevational view of the golf bag positioned in an upright position. The broken lines in the drawing views are included to show unclaimed environment only and form no part of the claimed design.

**1 Claim, 3 Drawing Sheets**






**FIG. 1**



**FIG. 2**



**FIG. 3**