



US00D793731S

(12) **United States Design Patent** (10) **Patent No.:** **US D793,731 S**  
**Duvigneau** (45) **Date of Patent:** **\*\* Aug. 8, 2017**

- (54) **BASKET**
- (71) Applicant: **CURVER Luxembourg Sarl,**  
Neidercom (LU)
- (72) Inventor: **Nikolai Duvigneau, Zichron Yaacov**  
(IL)
- (73) Assignee: **CURVER Luxembourg Sarl,**  
Neidercom (LU)
- (\*\*) Term: **15 Years**
- (21) Appl. No.: **29/564,749**
- (22) Filed: **May 16, 2016**
- (30) **Foreign Application Priority Data**  
Nov. 16, 2015 (IL) ..... 57643
- (51) **LOC (10) Cl.** ..... **03-01**
- (52) **U.S. Cl.**  
USPC ..... **D3/308**
- (58) **Field of Classification Search**  
USPC ..... D3/304, 305, 306, 307, 308, 309, 277;  
D32/36-37; D6/672-673, 677  
CPC . B65D 1/38; B65D 1/22; B65D 11/14; B65D  
25/2888; A45C 5/08; A45C 2005/10  
See application file for complete search history.

- (56) **References Cited**  
**U.S. PATENT DOCUMENTS**  
D305,471 S \* 1/1990 Yoshikawa ..... D3/314  
D421,323 S \* 2/2000 Douglas ..... D32/37  
D431,099 S \* 9/2000 Douglas ..... D32/37  
D526,754 S \* 8/2006 Hardy ..... D3/306  
D634,165 S \* 3/2011 Yang ..... D7/603  
D706,508 S \* 6/2014 Duvigneau ..... D32/37


- D745,280 S \* 12/2015 Wang ..... D3/304
- D776,926 S \* 1/2017 Duvigneau ..... D3/306
- D776,928 S \* 1/2017 Duvigneau ..... D3/306
- D777,432 S \* 1/2017 Duvigneau ..... D3/306

\* cited by examiner  
*Primary Examiner* — Kelley Donnelly  
(74) *Attorney, Agent, or Firm* — Roberts Mlotkowski  
Safran Cole & Calderon, PC; Susanne M. Hopkins

(57) **CLAIM**  
The ornamental design for a basket, as shown and described.

**DESCRIPTION**  
The patent or application file contains at least one drawing executed in color. Copies of this patent or patent application publication with color drawing(s) will be provided by the Office upon request and payment of the necessary fee.  
FIG. 1 is a top perspective view of a basket, showing the first embodiment of the new design;  
FIG. 2 is a front view of the basket shown in FIG. 1; rear view being identical;  
FIG. 3 is a side view of the basket shown in FIG. 1; other side view being identical;  
FIG. 4 is a top view of the basket shown in FIG. 1;  
FIG. 5 is a bottom view of the basket shown in FIG. 1;  
FIG. 6 is a top perspective view of a basket, showing the second embodiment of the new design;  
FIG. 7 is a front view of the basket shown in FIG. 6; rear view being identical;  
FIG. 8 is a side view of the basket shown in FIG. 6; other side view being identical;  
FIG. 9 is a top view of the basket shown in FIG. 6; and, FIG. 10 is a bottom view of the basket shown in FIG. 6.  
The broken lines illustrate portions of the basket that form no part of the claimed design.

**1 Claim, 10 Drawing Sheets**  
**(2 of 10 Drawing Sheet(s) Filed in Color)**








FIG. 1






FIG. 2





FIG. 3





FIG. 4






FIG. 5






FIG. 6




FIG. 7






FIG. 8






FIG. 9






FIG. 10