



US00D793729S

(12) **United States Design Patent** (10) **Patent No.:** **US D793,729 S**
Schneider et al. (45) **Date of Patent:** **** Aug. 8, 2017**

(54) **STORAGE CONTAINER**
(71) Applicant: **Concept Works, Inc.**, Elkhart Lake, WI (US)
(72) Inventors: **Adam J. Schneider**, Howards Grove, WI (US); **Jason T. Gudex**, Howards Grove, WI (US); **Jason M. Schneider**, St. Nazianz, WI (US); **David L. Nett**, Malone, WI (US)

D550,074 S * 9/2007 Lam D3/206
D577,197 S * 9/2008 Guerriero D3/294
D641,164 S * 7/2011 Cornu D3/294
D668,866 S * 10/2012 Meng D3/273
D712,612 S * 9/2014 Butler D34/7
D730,049 S * 5/2015 Miksovsky D3/274
D779,203 S * 2/2017 Kinskey D3/294
D781,584 S * 3/2017 Kinskey D3/294

(Continued)

(73) Assignee: **Concept Works, Inc.**, Elkhart Lake, WI (US)

MEKCO Outdoors, "Timber Locker Storage Unit". Accessed Jun. 15, 2017. (<http://www.mekcooutdoors.com/shop/timber-locker>).*

(**) Term: **15 Years**

Primary Examiner — Jennifer Rivard

Assistant Examiner — April Rivas

(21) Appl. No.: **29/572,768**

(74) *Attorney, Agent, or Firm* — Ziolkowski Patent Solutions Group, SC

(22) Filed: **Jul. 29, 2016**

(51) **LOC (10) Cl.** **03-01**

(52) **U.S. Cl.**

USPC **D3/294**; D3/262

(58) **Field of Classification Search**

USPC D3/206, 262, 271.8, 274, 273, 276, 282, D3/284, 294, 298, 302, 315, 901, 905, D3/904

CPC B25H 3/003; A45C 2011/002; A45C 2011/003; A45C 2011/007; A45C 11/16; A45C 11/36; A45C 11/34; A45C 15/00; A45D 2040/0012; A45D 40/24

See application file for complete search history.

(56) **References Cited**

U.S. PATENT DOCUMENTS

D315,099 S * 3/1991 Alizard D9/424
D360,581 S * 7/1995 Dikowitz D3/302
D369,973 S * 5/1996 Dikowitz D9/430
D421,840 S * 3/2000 Demore D3/273
D514,805 S * 2/2006 Owen D3/206
D535,470 S * 1/2007 Busam D3/206
D544,208 S * 6/2007 Guy D3/274

(57) **CLAIM**

The ornamental design for a storage container, as shown and described herein.

DESCRIPTION

FIG. 1 is a front perspective view of a storage container shown in a closed position.

FIG. 2 is a front view of the storage container of FIG. 1.

FIG. 3 is a rear view of the storage container of FIG. 1.

FIG. 4 is a right side view of the storage container of FIG. 1.

FIG. 5 is a left side view of the storage container of FIG. 1.

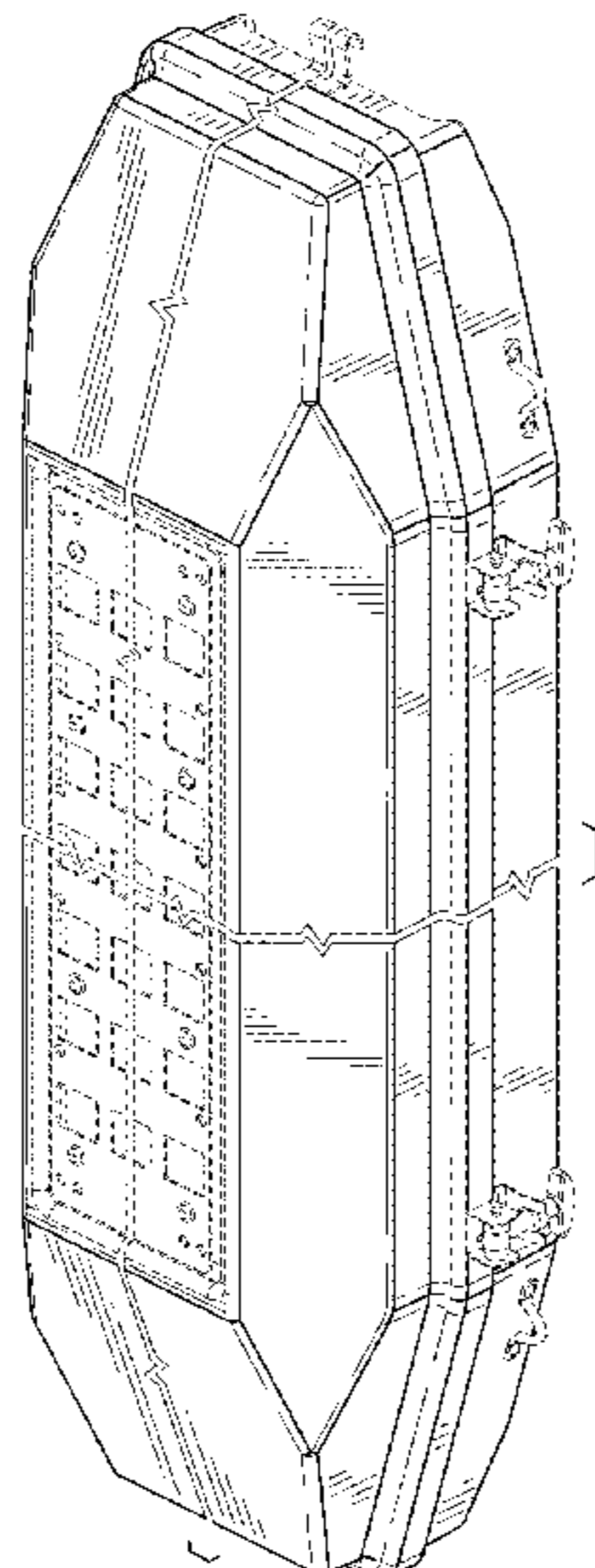
FIG. 6 is a top view of the storage container of FIG. 1.

FIG. 7 is a bottom view of the storage container of FIG. 1; and,

FIG. 8 is a front perspective view of the storage container of FIG. 1 shown in an open position.

The storage container is shown with a symbolic break in its length. The appearance of any portion of the article between the break lines forms no part of the claimed design.

1 Claim, 5 Drawing Sheets



(56)

References Cited

U.S. PATENT DOCUMENTS

2016/0084454 A1* 3/2016 Svitak, Sr. H02S 20/00
362/183
2017/0099074 A1* 4/2017 Richardson H04B 1/3888

* cited by examiner

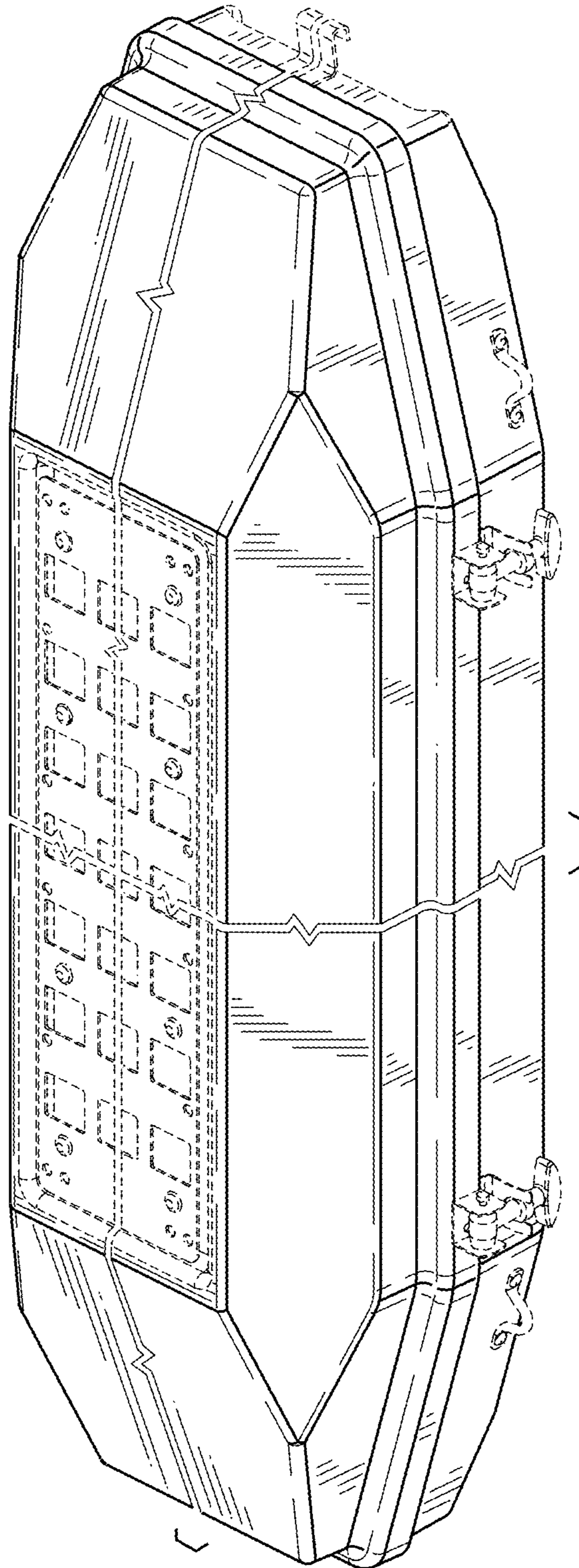


FIG. 1

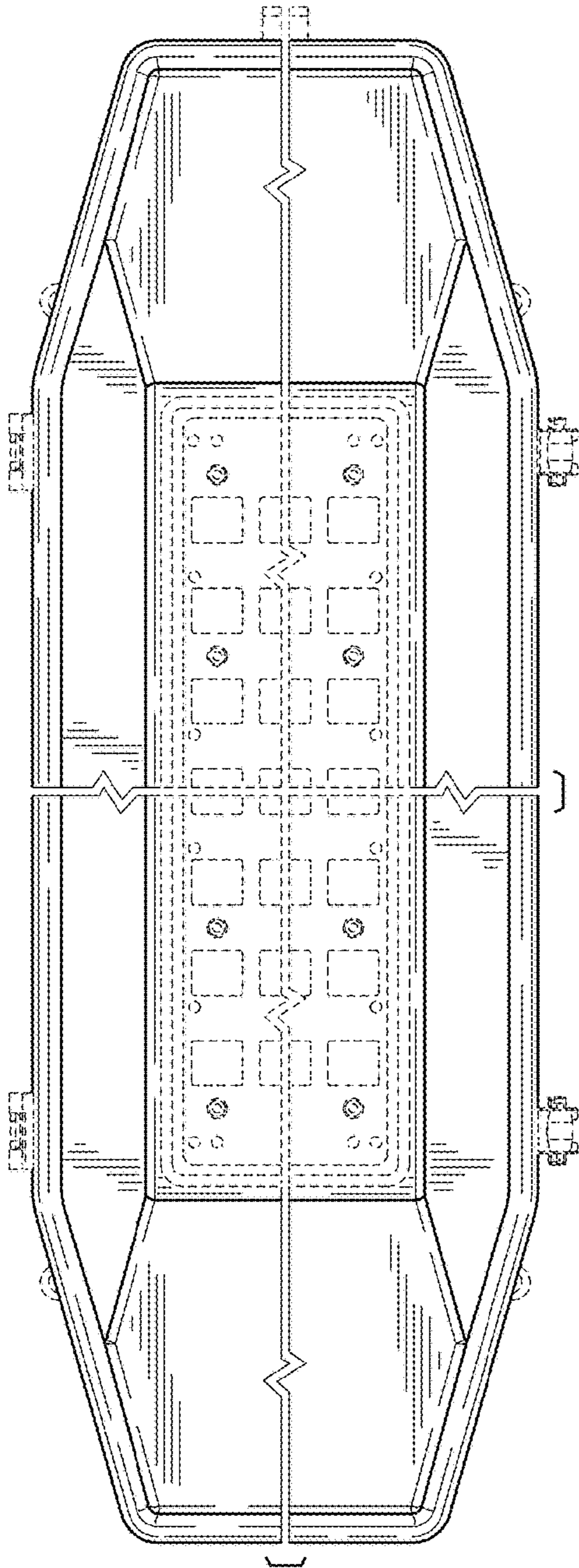


FIG. 2

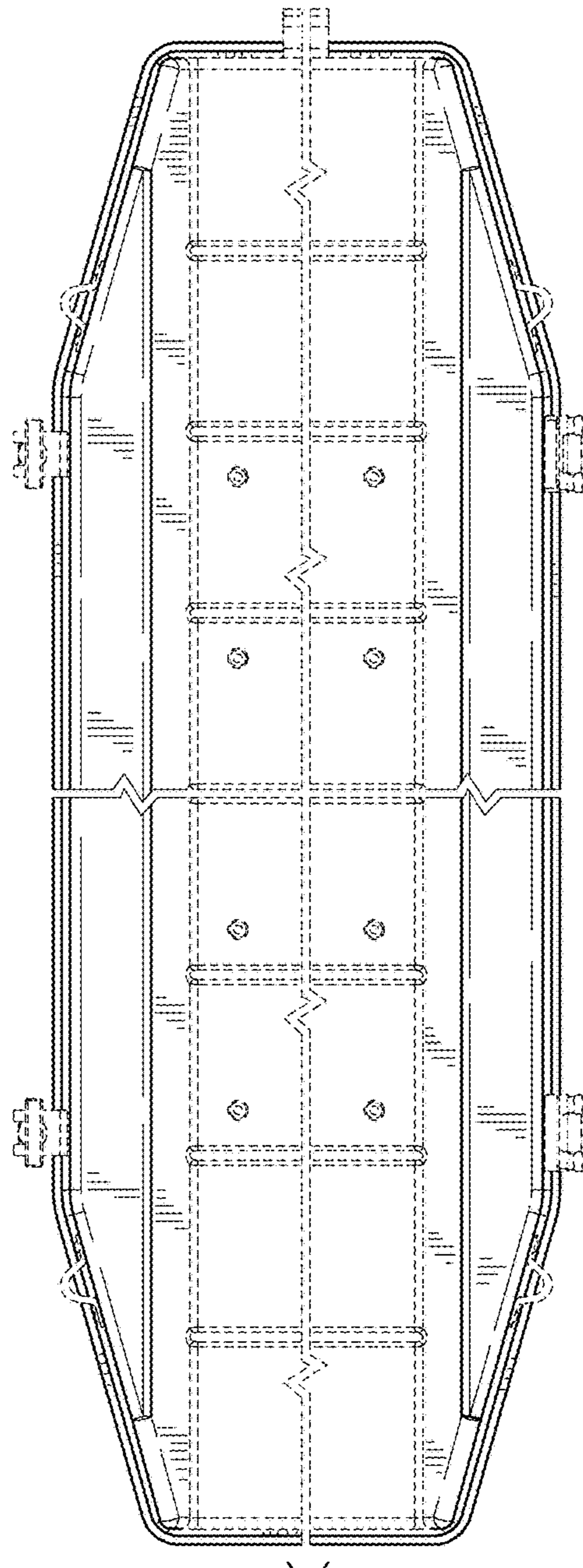


FIG. 3

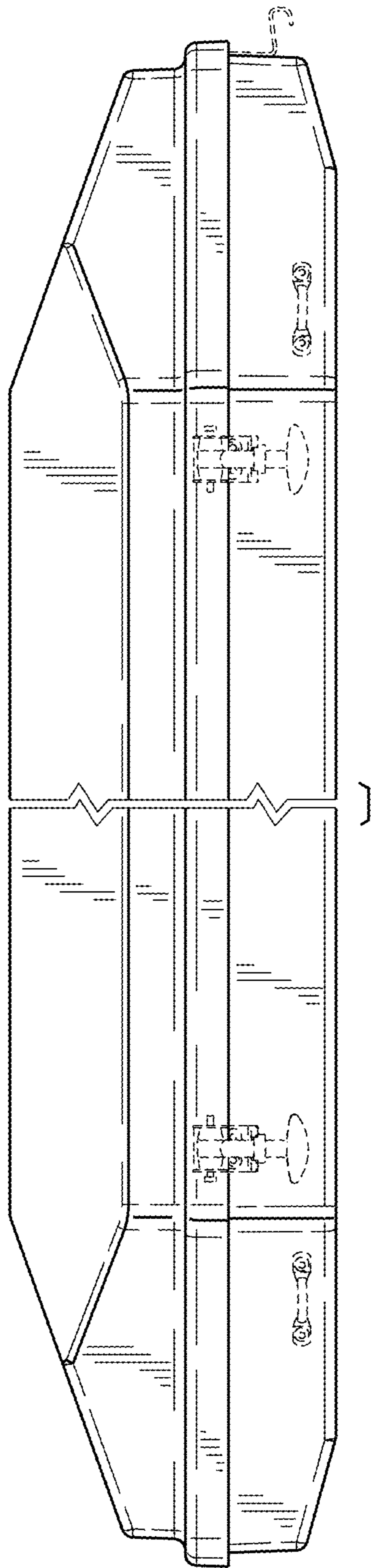


FIG. 4

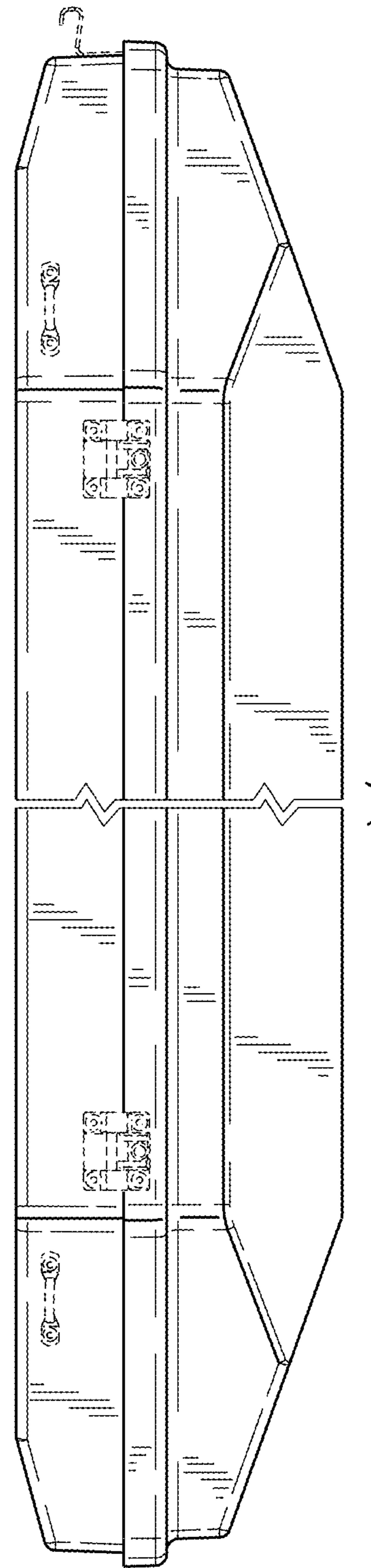


FIG. 5

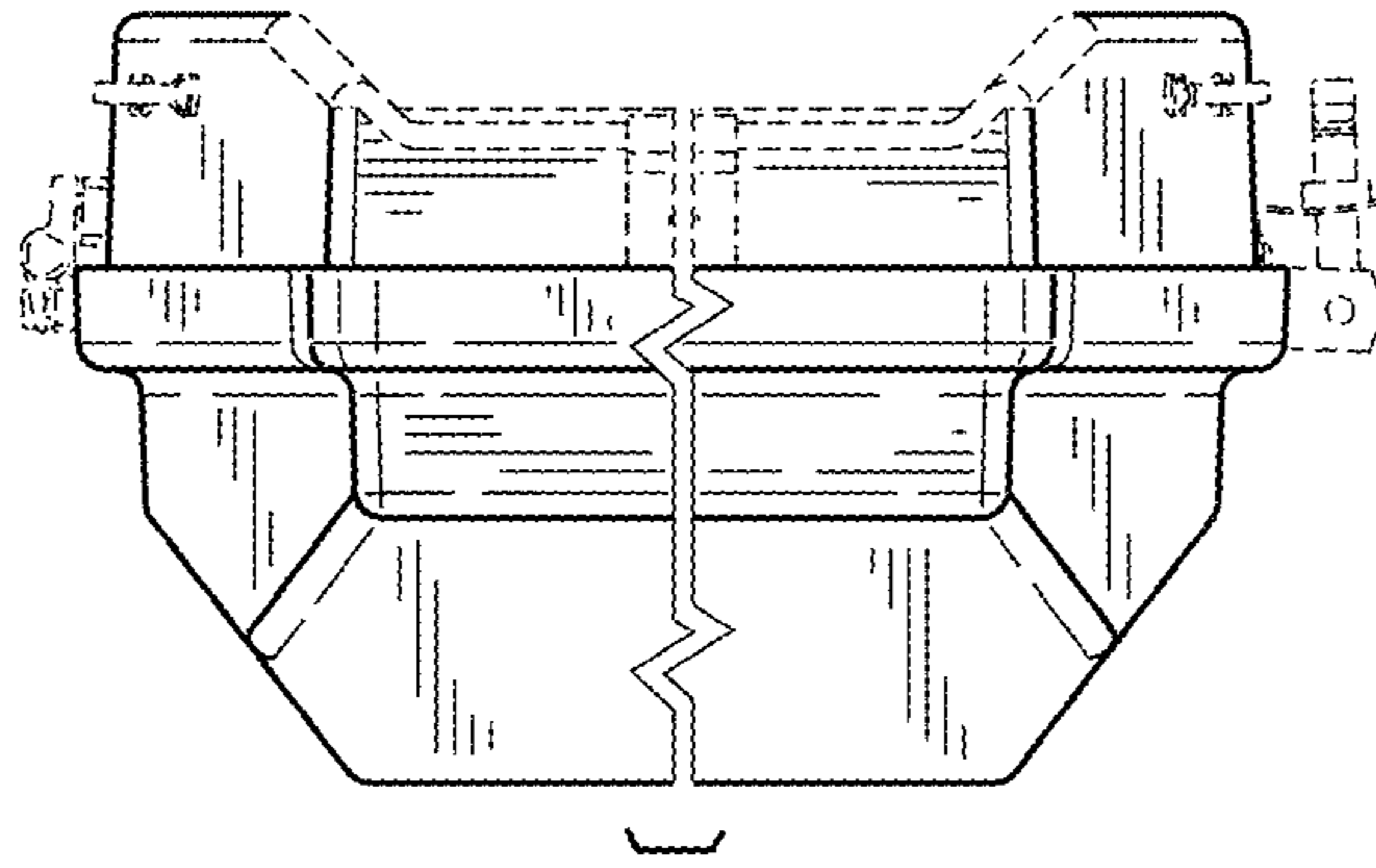


FIG. 6

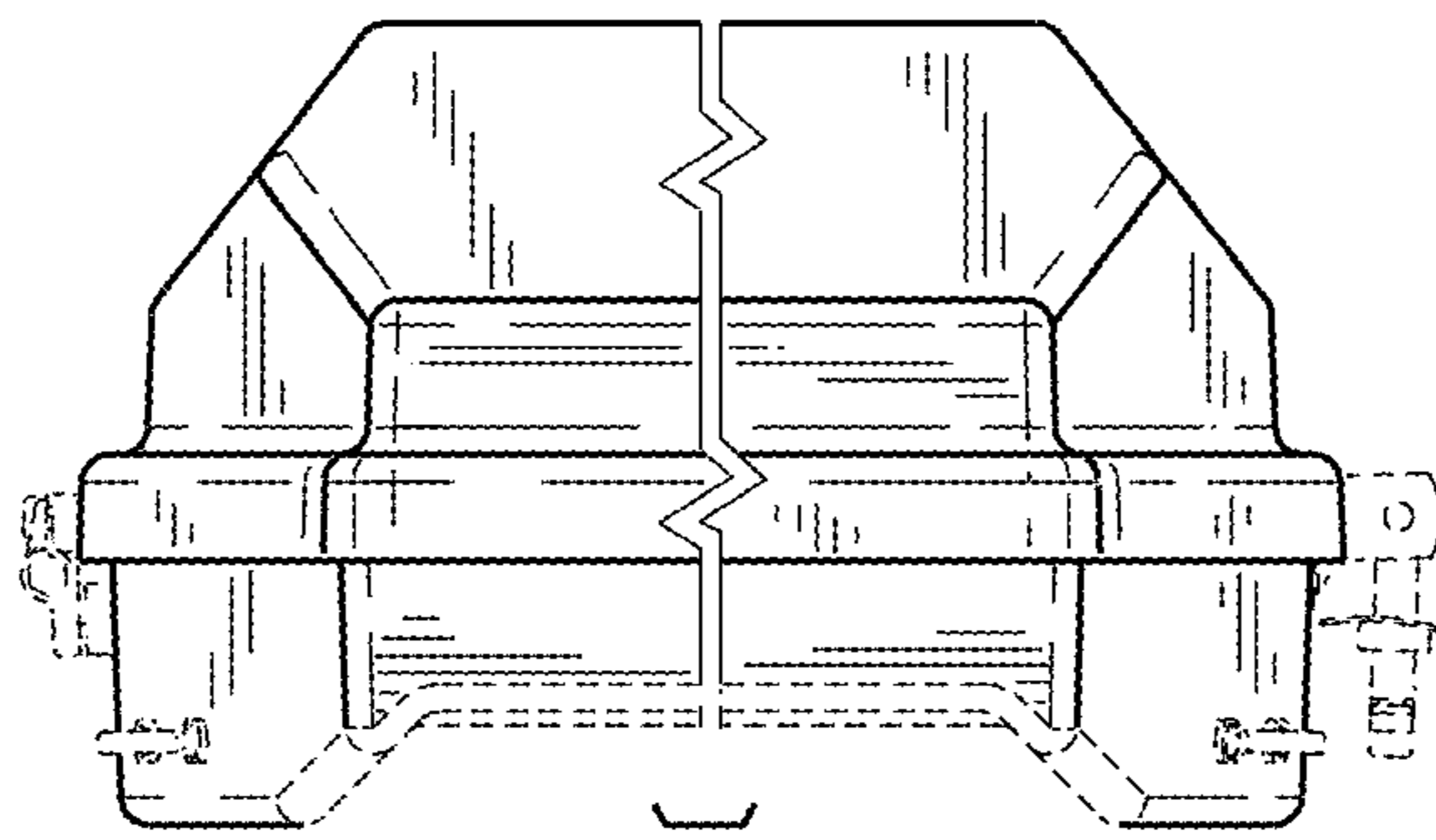


FIG. 7

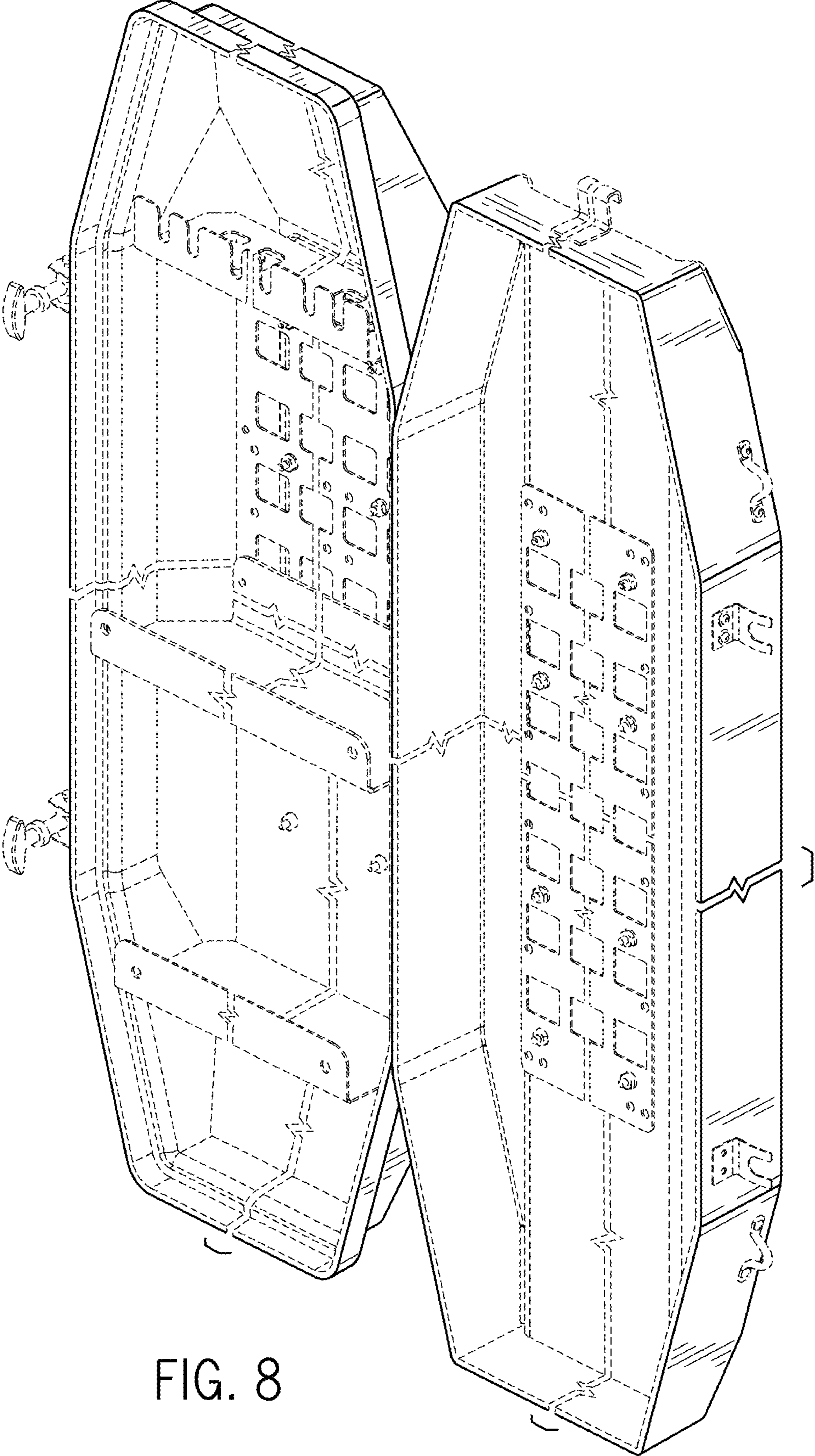


FIG. 8