



US00D793699S

(12) **United States Design Patent** (10) **Patent No.:** **US D793,699 S**
Petrenka (45) **Date of Patent:** **** Aug. 8, 2017**

(54) **SHOE UPPER**
 (71) Applicant: **NIKE, Inc.**, Beaverton, OR (US)
 (72) Inventor: **Dylan Petrenka**, Portland, OR (US)
 (73) Assignee: **NIKE, Inc.**, Beaverton, OR (US)
 (**) Term: **15 Years**
 (21) Appl. No.: **29/552,810**

(22) Filed: **Jan. 26, 2016**
 (51) **LOC (10) Cl.** **02-04**
 (52) **U.S. Cl.**
 USPC **D2/972**
 (58) **Field of Classification Search**
 USPC D2/902, 907, 909–912, 920, 943–946,
 D2/969, 970, 972–975, 977, 978; D5/47,
 D5/53
 CPC A43B 1/04; A43B 3/0078; A43B 5/06;
 A43B 9/02; A43B 9/04; A43B 11/00;
 A43B 23/0205; A43B 23/0245; A43B
 23/025; A43B 23/027; A43B 23/04; A43B
 23/042; A43B 23/24; A43B 23/25; A43B
 23/26
 See application file for complete search history.

(56) **References Cited**

U.S. PATENT DOCUMENTS

D296,837 S * 7/1988 Brown D2/973
 D298,982 S * 12/1988 Lussier D2/973
 D331,146 S * 11/1992 Brown D2/969
 D412,395 S * 8/1999 von Conta D2/944
 D467,064 S * 12/2002 Hillyer D2/973

D517,297 S * 3/2006 Jones D2/969
 D586,104 S * 2/2009 Duffy D2/969
 D623,391 S * 9/2010 Leleu D2/972
 D662,301 S * 6/2012 Raysse D2/969
 D687,218 S * 8/2013 Teng-Lee D2/923
 D688,857 S * 9/2013 Teng-Lee D2/969
 D690,925 S * 10/2013 Hardman D2/972
 D696,846 S * 1/2014 Klug D2/972
 D700,429 S * 3/2014 Miner D2/973
 D707,943 S * 7/2014 Nascimento D2/969
 D734,017 S * 7/2015 Avar D2/972
 D738,085 S * 9/2015 Kirschner D2/969

* cited by examiner

Primary Examiner — Sandra Snapp
Assistant Examiner — Katherine Glennon
 (74) *Attorney, Agent, or Firm* — Banner & Witcoff, Ltd.


(57) **CLAIM**

The ornamental design for a shoe upper, as shown and described.

DESCRIPTION

FIG. 1 is a front perspective view of a shoe upper showing my new design;
 FIG. 2 is a side view thereof; and,
 FIG. 3 is a rear perspective view thereof.
 The even-length broken lines within the shaded area represent stitching. The uneven-length broken line immediately adjacent to the bottom of the shaded area represents an unclaimed boundary of the design. The uneven-length broken lines showing the remainder of the shoe are for environmental purposes only and form no part of the claimed design.

1 Claim, 3 Drawing Sheets



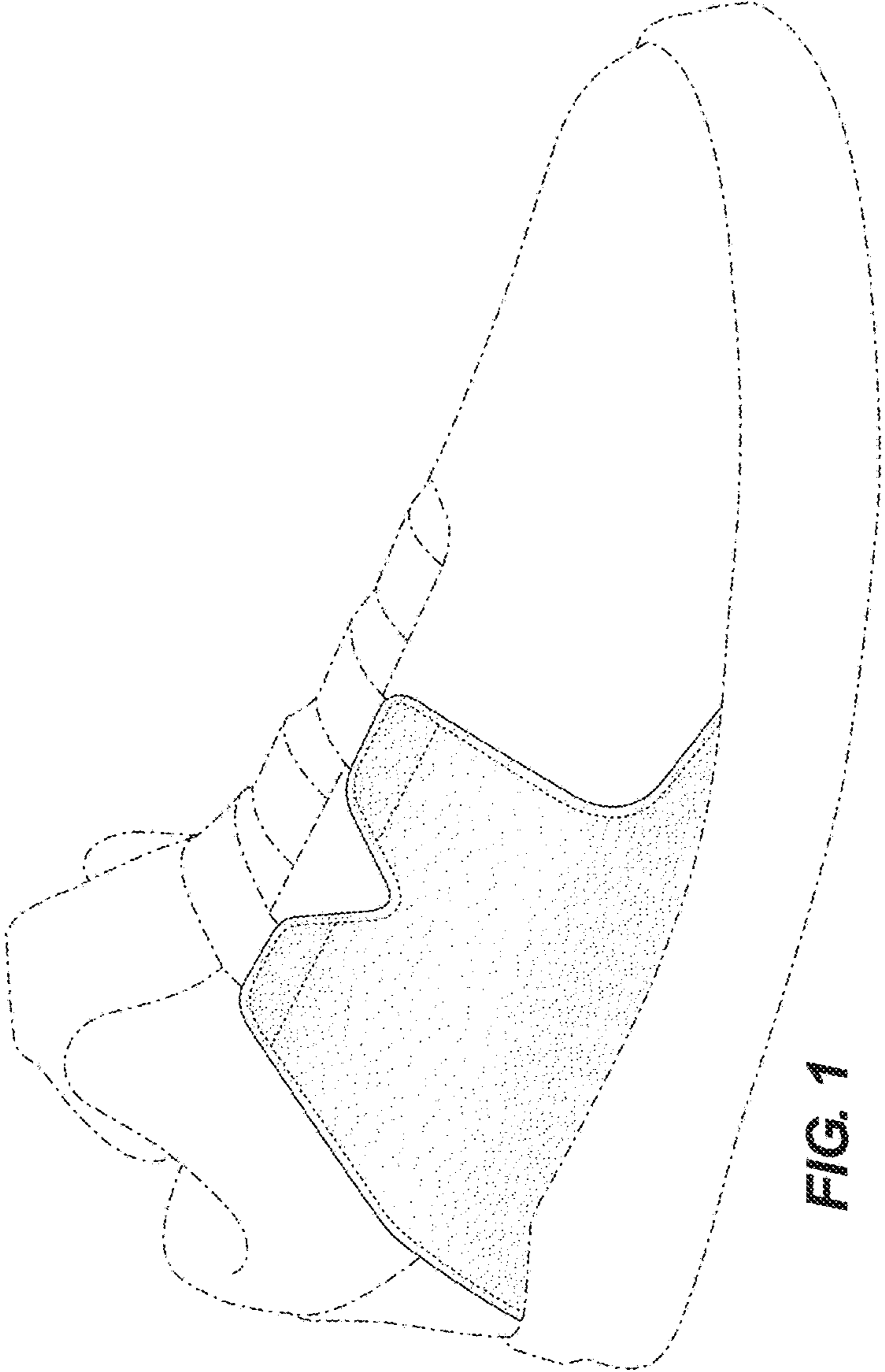


FIG. 1

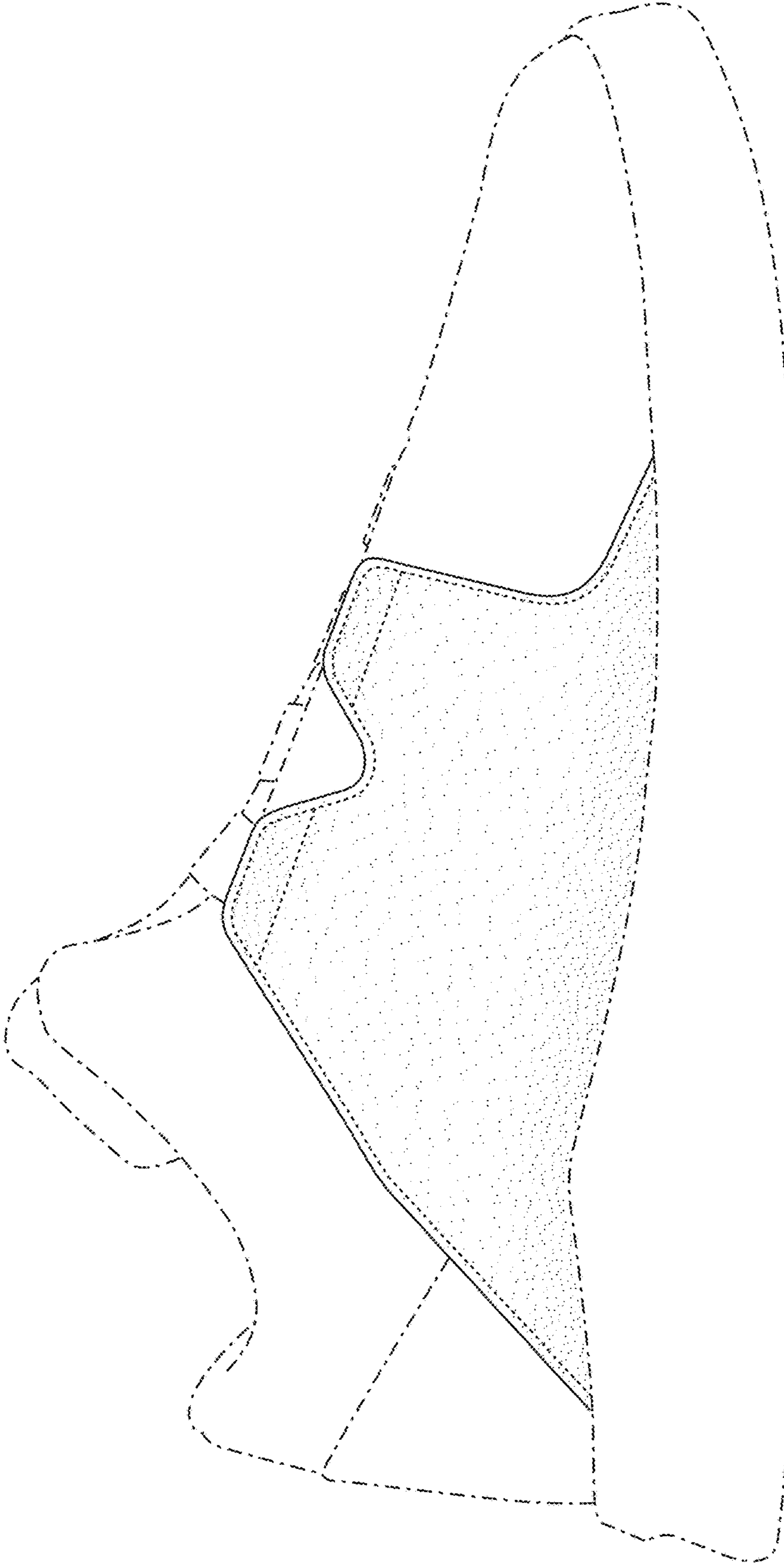


FIG. 2

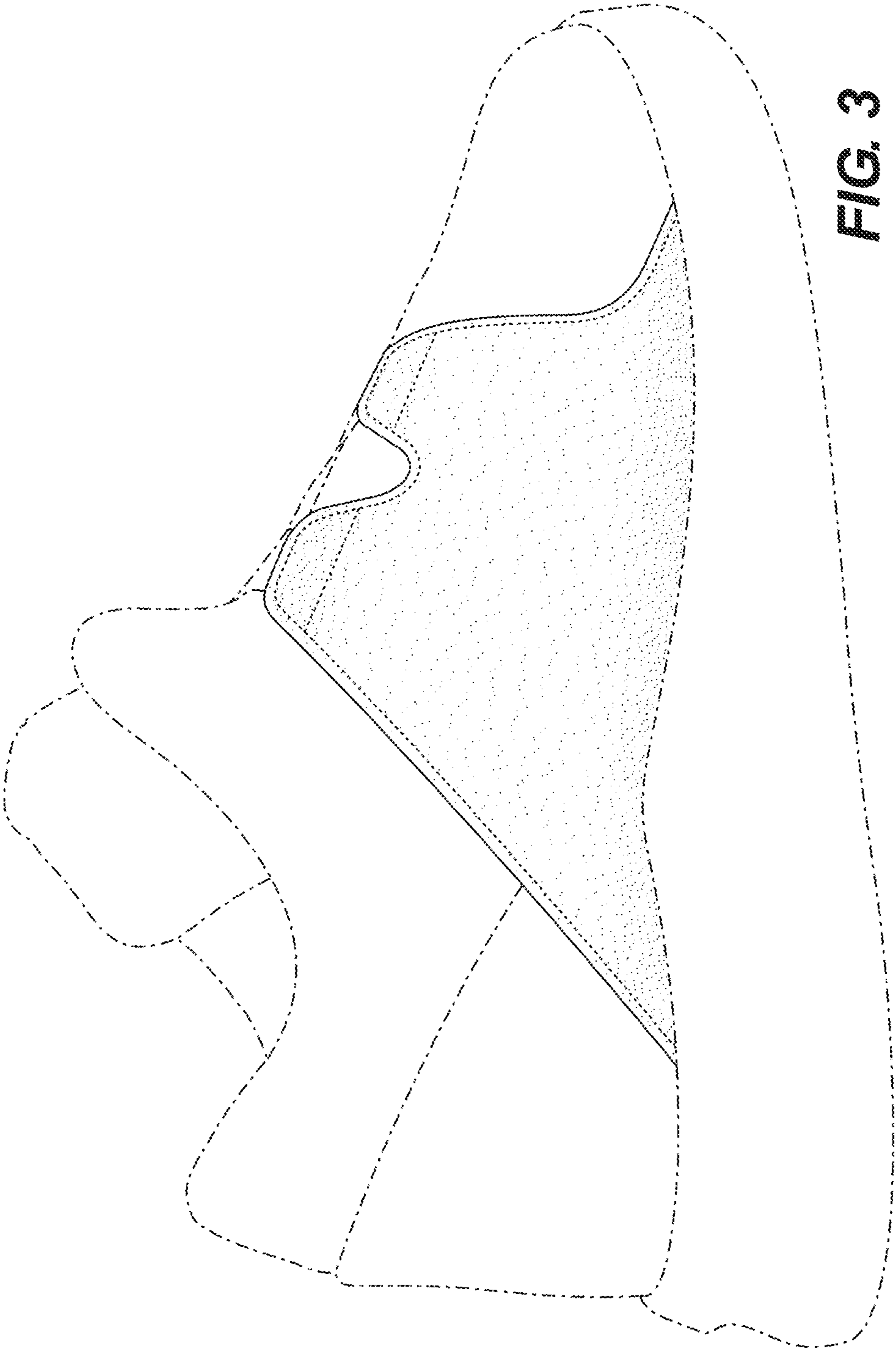


FIG. 3