



US00D793695S

(12) **United States Design Patent**
Raasch

(10) **Patent No.:** **US D793,695 S**

(45) **Date of Patent:** **** Aug. 8, 2017**

(54) **SHOE UPPER**

(71) Applicant: **NIKE, Inc.**, Beaverton, OR (US)

(72) Inventor: **Dylan R. Raasch**, Portland, OR (US)

(73) Assignee: **NIKE, Inc.**, Beaverton, OR (US)

(**) Term: **15 Years**

(21) Appl. No.: **29/550,995**

(22) Filed: **Jan. 8, 2016**

(51) **LOC (10) Cl.** **02-04**

(52) **U.S. Cl.**
USPC **D2/972**

(58) **Field of Classification Search**
USPC D2/969, 972-974, 902, 906-908, 909,
D2/911-912, 943-945, 970; D5/47, 54,
D5/63
CPC ... A43B 3/0052; A43B 3/0057; A43B 3/0063;
A43B 3/0068; A43B 3/0073; A43B 1/04;
A43B 1/06; A43B 5/02; A43B 5/06;
A43B 5/10; A43B 5/14; A43C 3/00;
A43C 7/06

See application file for complete search history.

(56) **References Cited**

U.S. PATENT DOCUMENTS

D284,518 S	7/1986	Lowe, Jr. et al.	
D354,391 S	1/1995	Hatfield et al.	
D429,874 S *	8/2000	Gumbert	D2/951
D468,520 S	1/2003	Holmes	
D471,701 S	3/2003	Moehring et al.	
D498,578 S	11/2004	Gebhardt	
D498,583 S *	11/2004	Yun	A43B 7/085 D2/972
D498,906 S	11/2004	Gebhardt	
D498,908 S	11/2004	Gebhardt et al.	
D519,271 S	4/2006	Hoefl	
D519,720 S	5/2006	Lin	
D520,723 S	5/2006	Hoefl	
D547,047 S	7/2007	Roulo	

D553,838 S *	10/2007	Belley	D2/969
D572,462 S	7/2008	Hatfield et al.	
D575,488 S	8/2008	Covatch	
D636,588 S	4/2011	Avar	

(Continued)

OTHER PUBLICATIONS

“The Nike Blazer Mid Diamondback Is Now Available,” Nike Blazer Mid pictured therein, as posted by JuanofaKind at Kicks on Fire [online], posted on Nov. 10, 2015 [site visited Dec. 5, 2016]. Available on the Internet, <URL: <http://www.kicksonfire.com/the-nike-blazer-mid-diamondback-is-now-available/>>.*

(Continued)

Primary Examiner — Jeffrey D Asch

Assistant Examiner — Rebekah A Caruso

(74) *Attorney, Agent, or Firm* — Banner & Witcoff, Ltd.

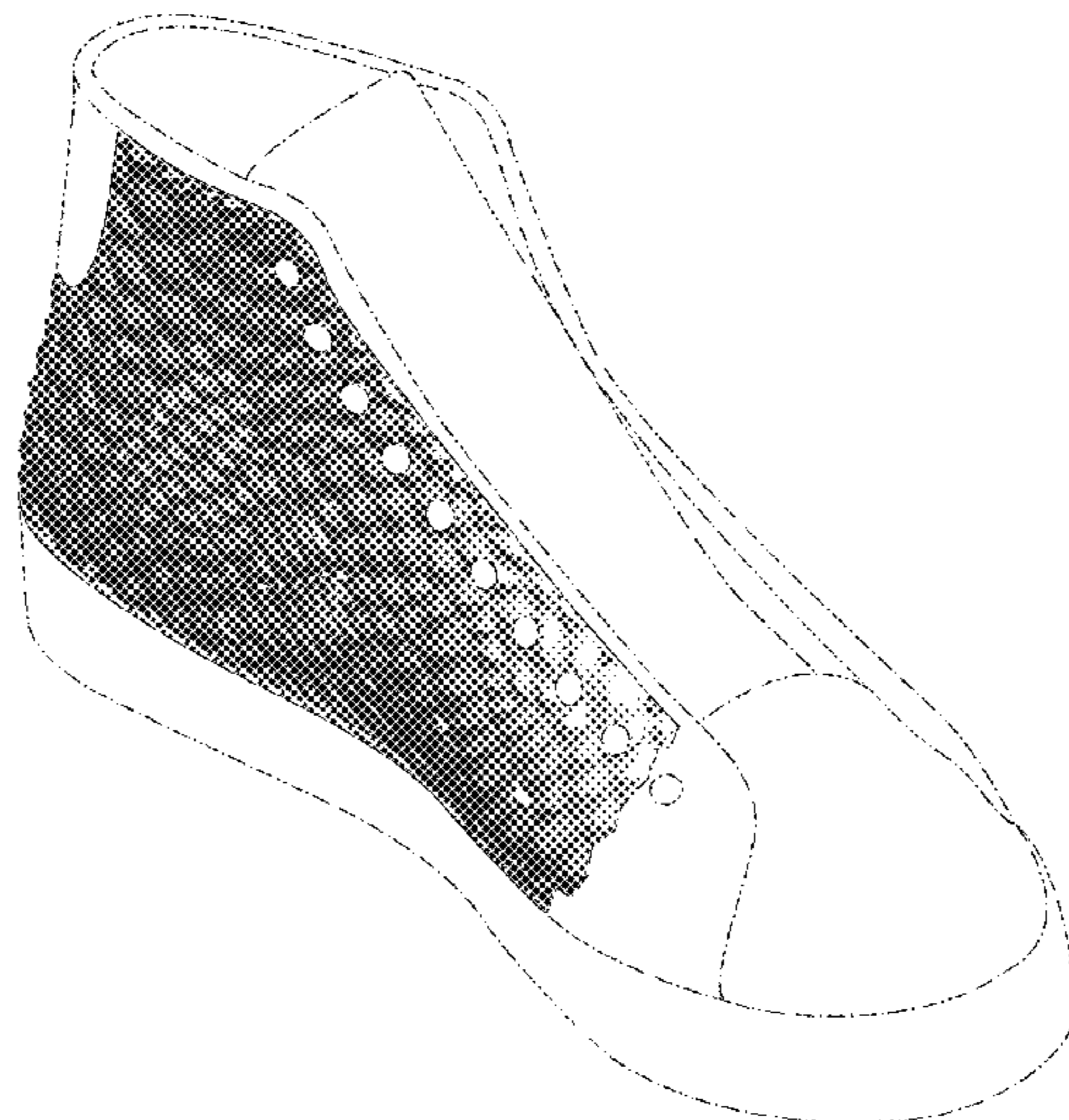
(57) **CLAIM**

The ornamental design for a shoe upper, as shown and described.

DESCRIPTION

FIG. 1 is a front perspective view of a shoe upper showing my new design;
FIG. 2 is a side view thereof;
FIG. 3 is a rear perspective view thereof;
FIG. 4 is an alternative perspective view thereof;
FIG. 5 is an alternative side perspective view thereof;
FIG. 6 is an alternative front perspective view thereof; and,
FIG. 7 is an alternative rear perspective view thereof.
The broken lines immediately adjacent to the greyscale area define the bounds of the claimed design, and form no part thereof. The unshaded circular regions within or adjacent to the greyscale area, demarcated by broken lines, form no part of the claimed design. The broken lines showing the remainder of the shoe are for environmental purposes only and form no part of the claimed design.

1 Claim, 7 Drawing Sheets



(56)

References Cited

U.S. PATENT DOCUMENTS

D656,717	S	4/2012	Abramowitz	
D660,569	S	5/2012	Abramowitz	
D664,756	S	8/2012	Choi et al.	
D668,441	S	* 10/2012	Shaffer	D2/972
D679,083	S	4/2013	Bosomworth	
D686,402	S	* 7/2013	Portzline	D2/951
D689,685	S	9/2013	Chang	
D695,508	S	12/2013	Earle	
D699,427	S	2/2014	Nakano	
D699,428	S	2/2014	Nakano	
D703,937	S	5/2014	Petrie	
D707,948	S	7/2014	Petrie	
D707,950	S	7/2014	William, Jr.	
D710,083	S	8/2014	Dolce	
D713,632	S	* 9/2014	da Costa Pereira	
			Machado	D2/972
D716,540	S	* 11/2014	Anceresi	D2/972
D718,032	S	11/2014	VanHook	
D718,036	S	11/2014	McMillan	
D718,037	S	11/2014	Dolce	
D722,226	S	* 2/2015	Williams, Jr.	D2/972
D746,572	S	* 1/2016	Bell	D2/972
D765,383	S	* 9/2016	Chang	D2/972
D768,976	S	* 10/2016	Kuerbis	D2/972
D769,600	S	* 10/2016	Avar	D2/972
D771,367	S	* 11/2016	Taylor	D2/972

OTHER PUBLICATIONS

2015 Balenciaga men's scales High Top Sneakers, as posted at iOffer.com [online], posting date not available [site visited Dec. 5, 2016]. Available on the Internet, <URL: <https://www.ioffer.com/i/2015-balenciaga-men-s-scales-high-top-sneakers-shoes-594048523>>.*

* cited by examiner

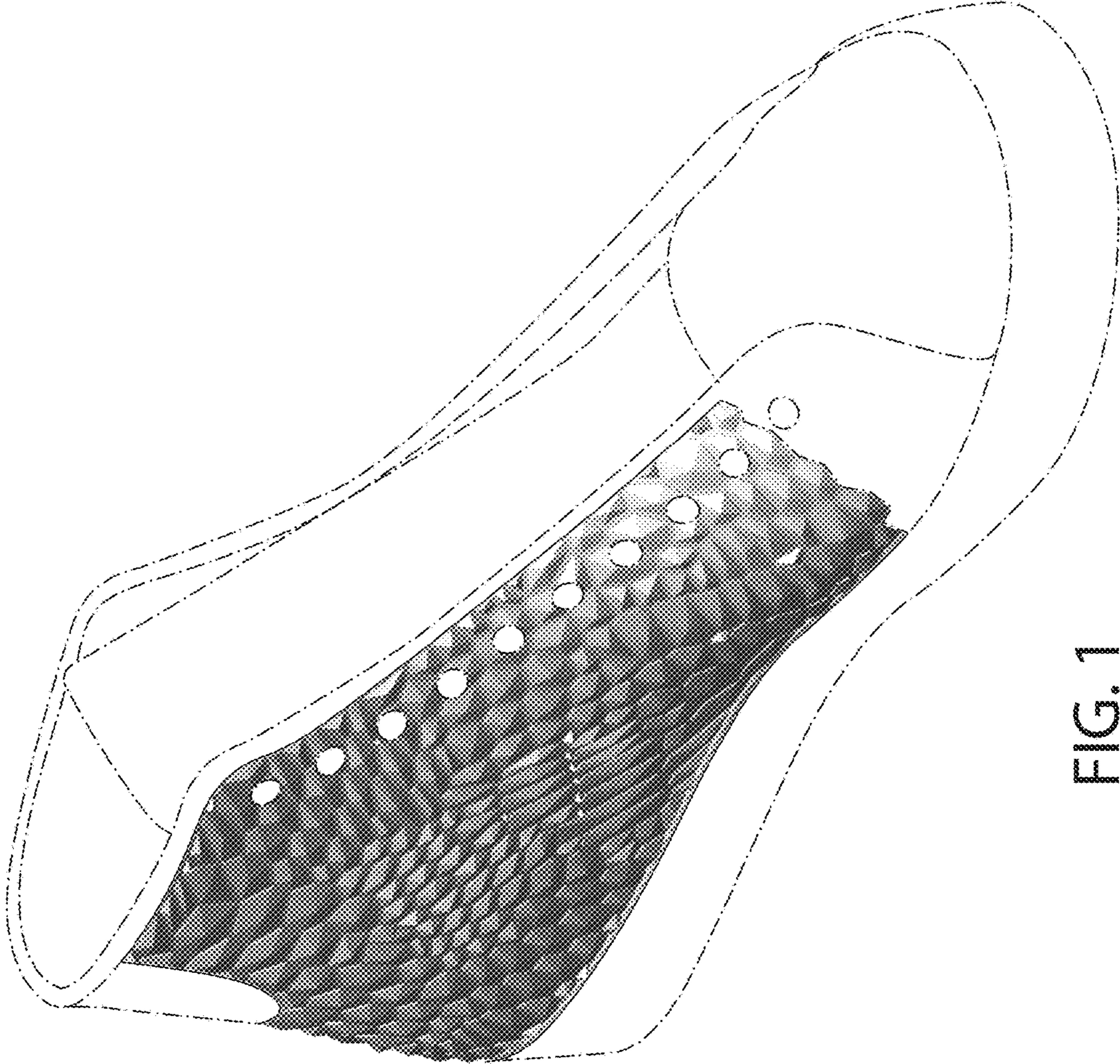


FIG. 1

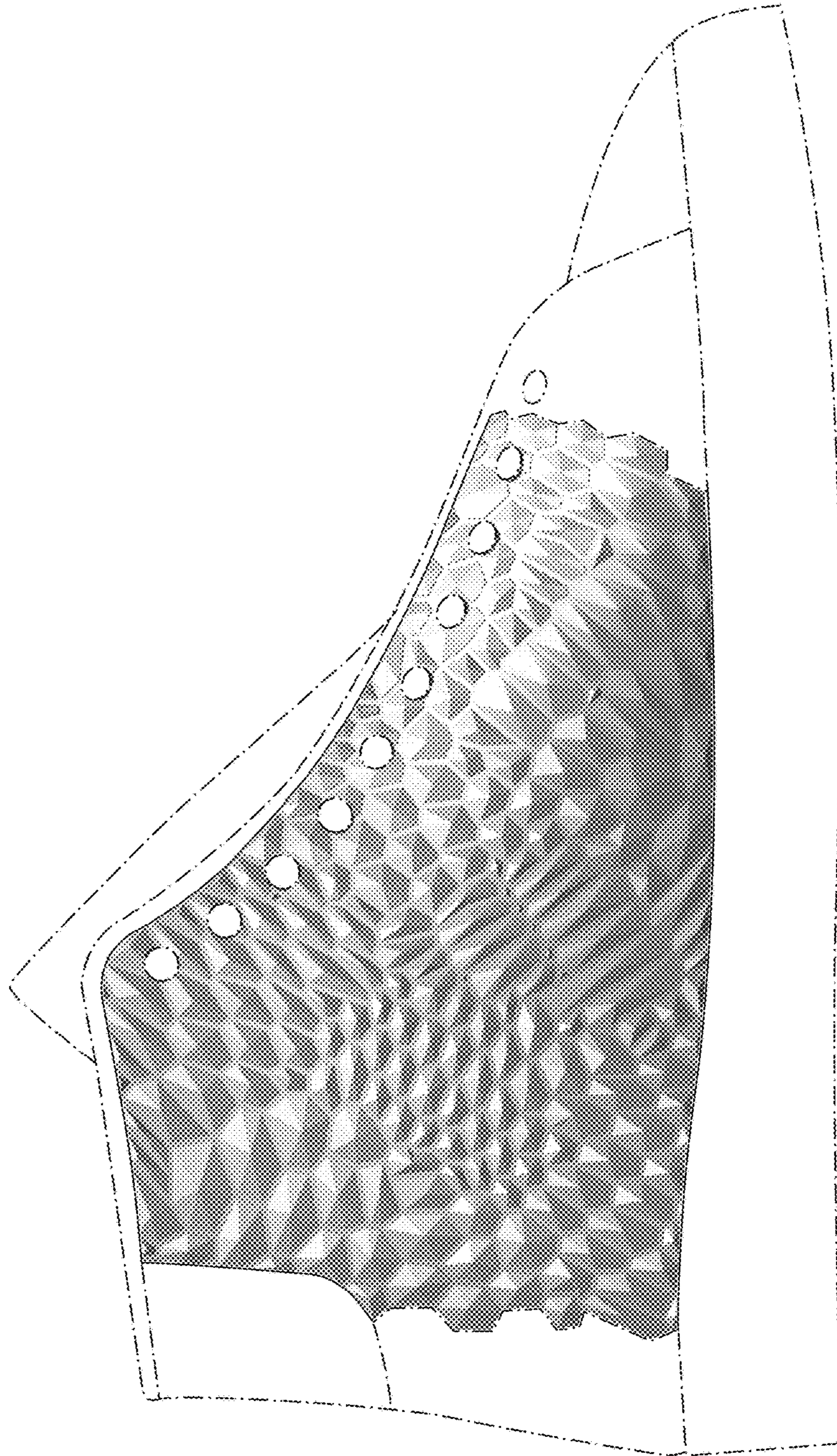


FIG. 2

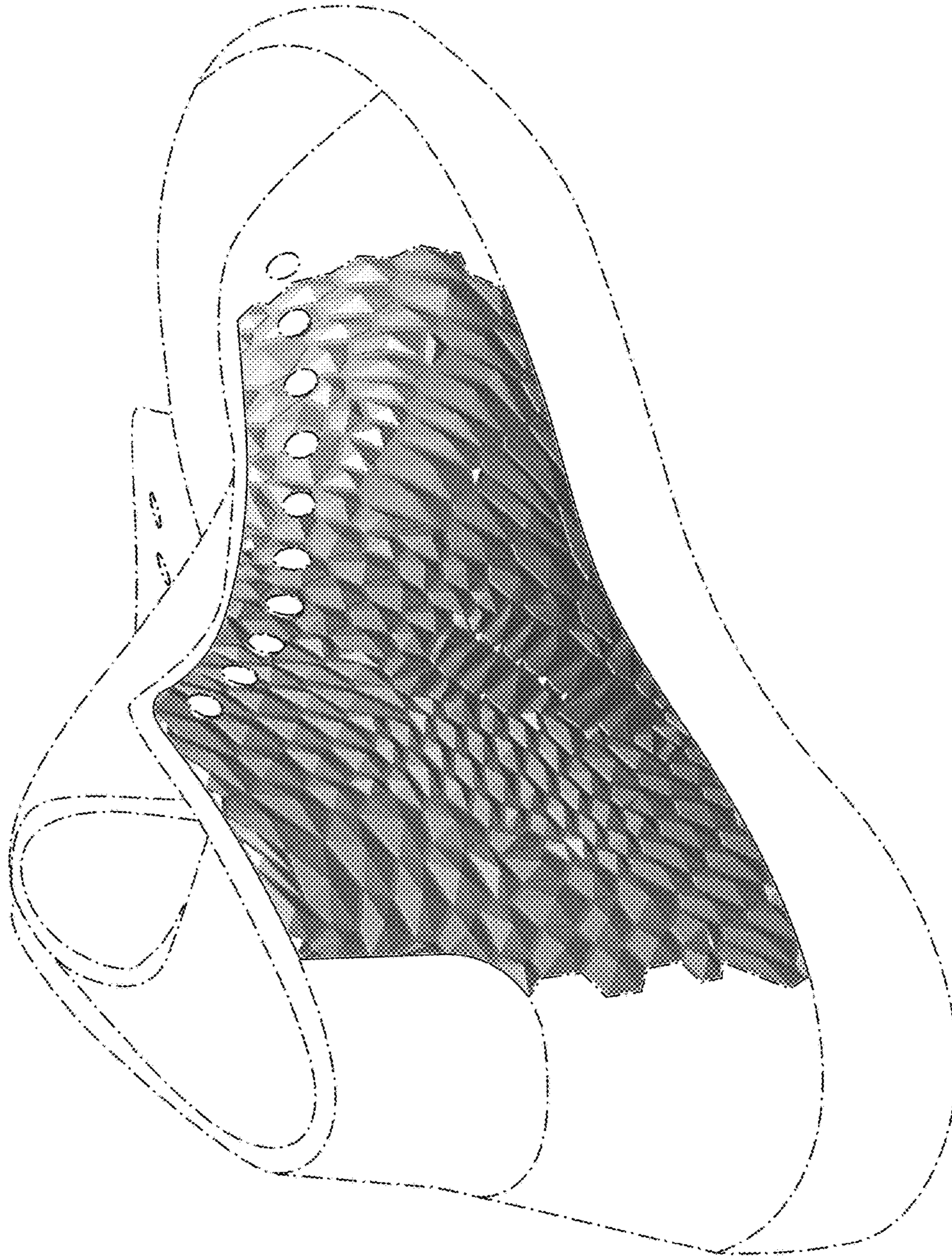


FIG. 3

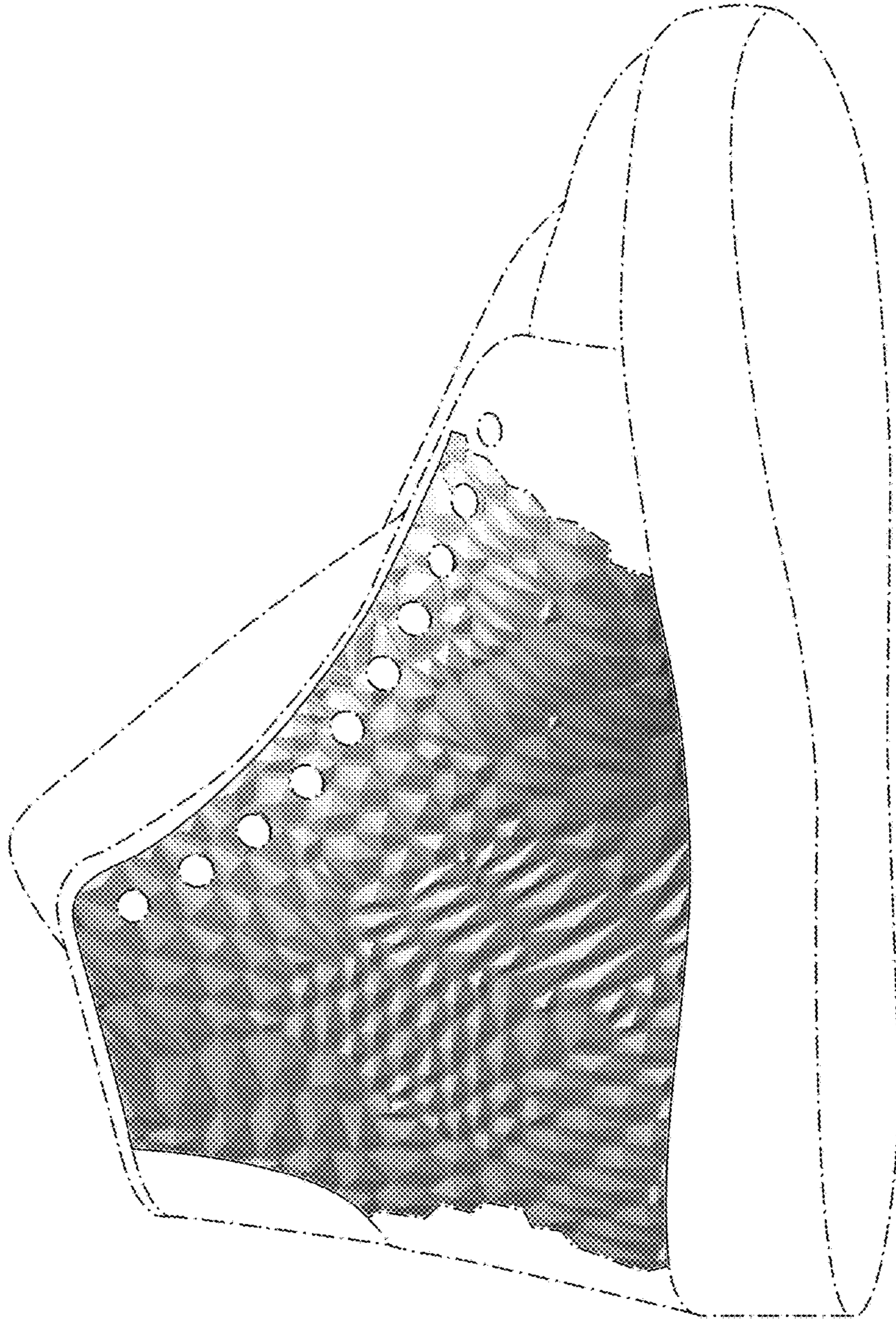


FIG. 4

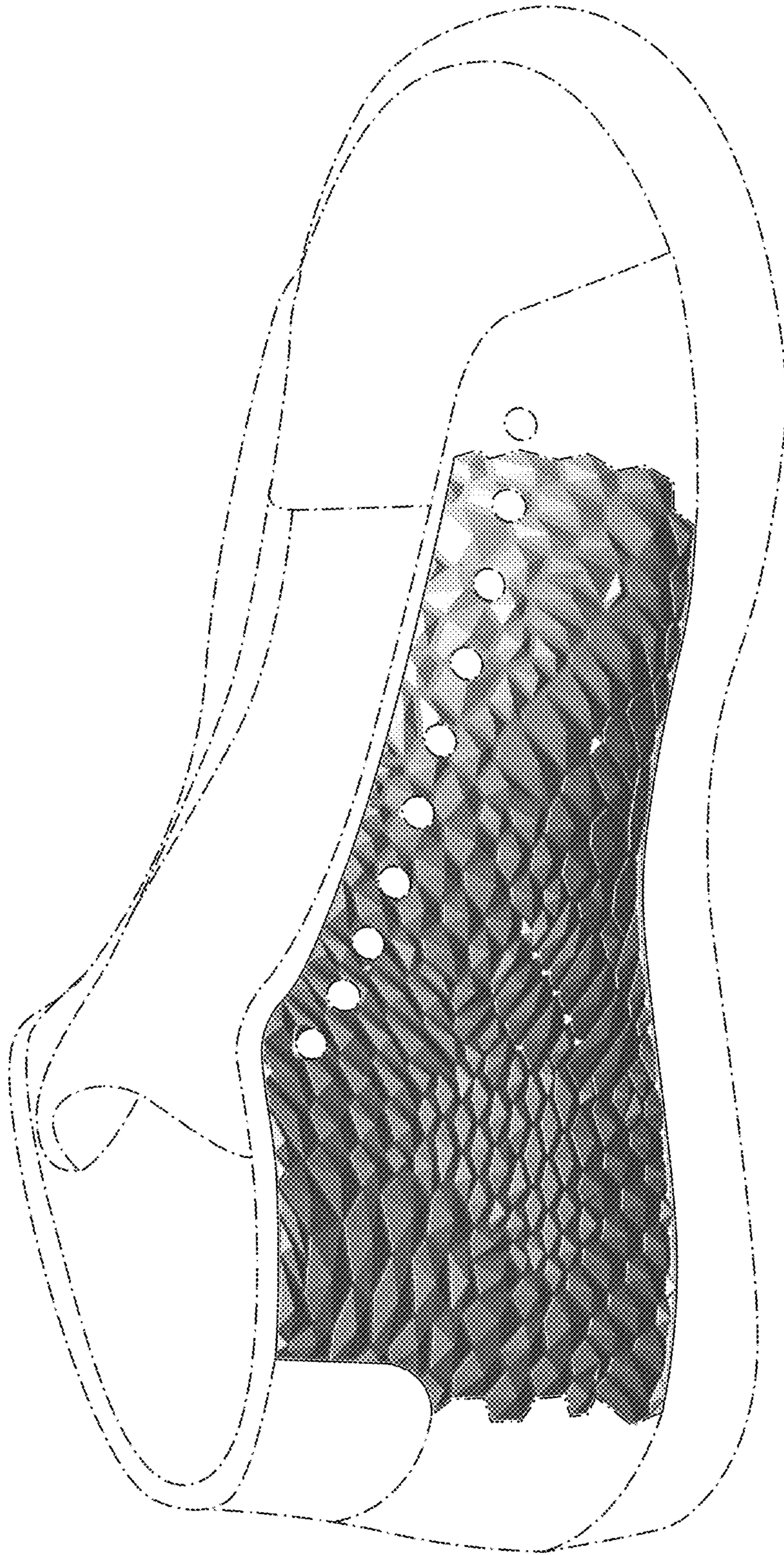


FIG. 5

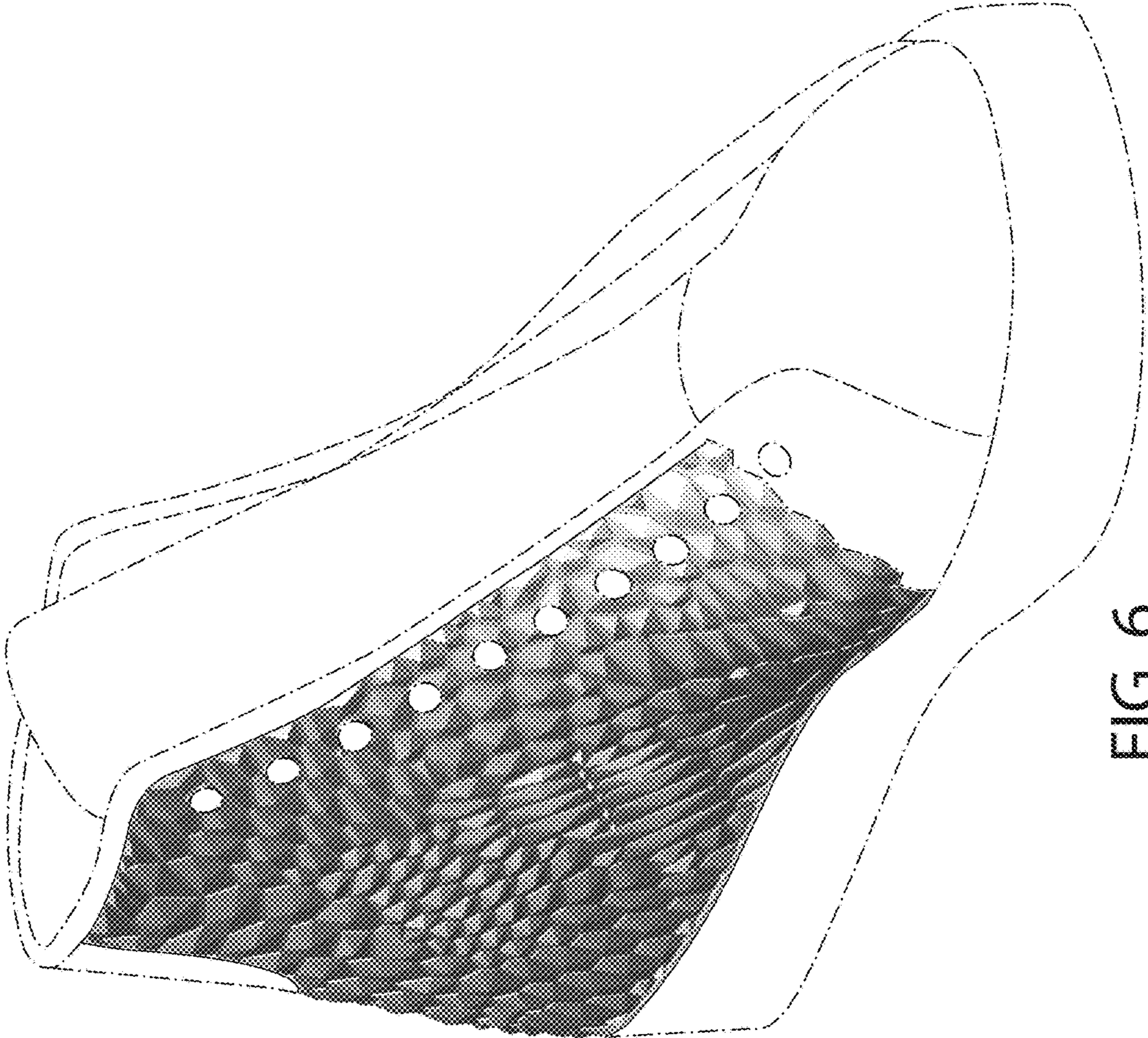


FIG. 6

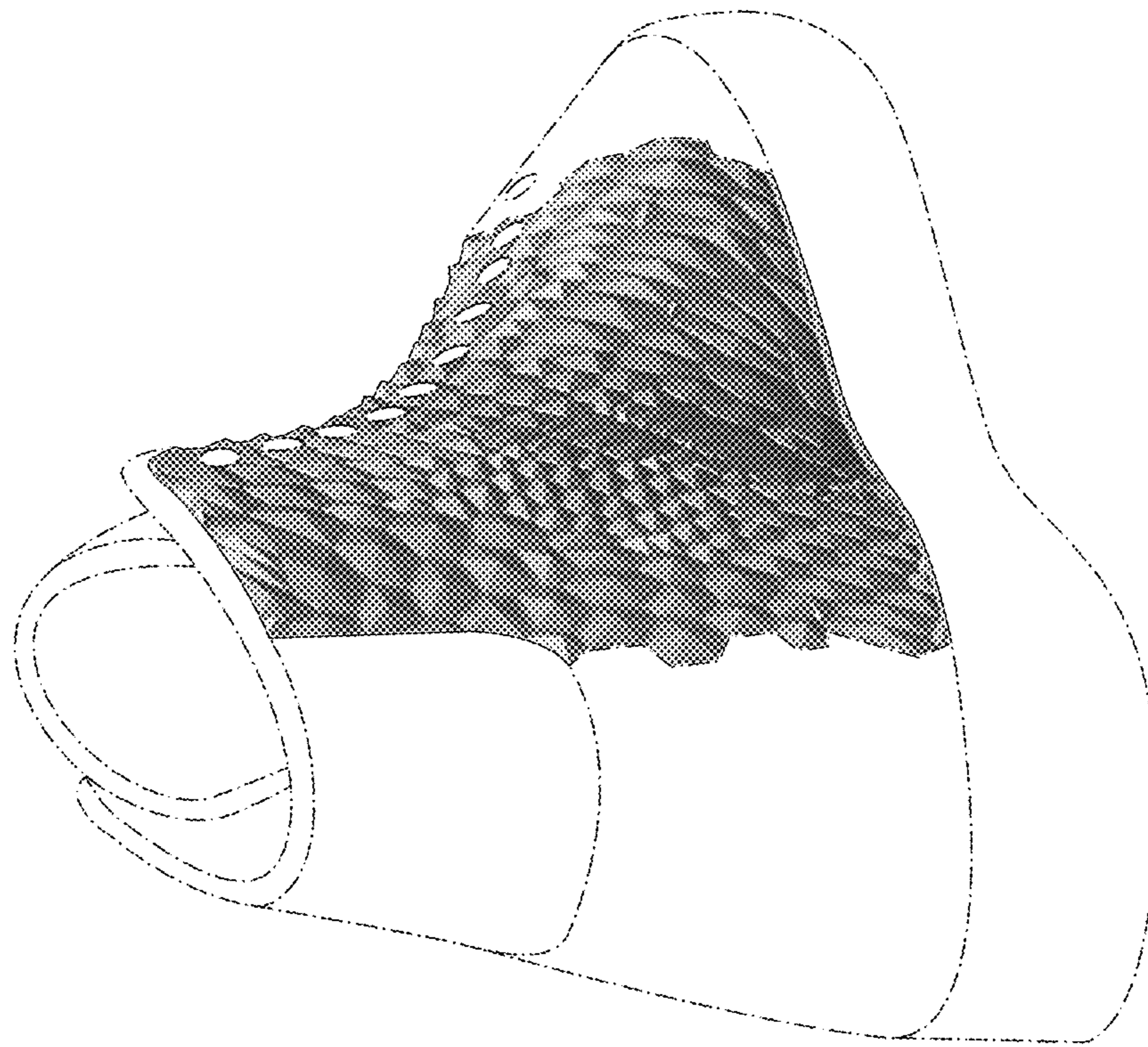


FIG. 7