



US00D793690S

(12) **United States Design Patent** (10) **Patent No.:** **US D793,690 S**
Casadei (45) **Date of Patent:** **** Aug. 8, 2017**

(54) **FOOTWEAR**

(71) Applicant: **J. Choo Limited**, London (GB)

(72) Inventor: **Alfredo Casadei**, London (GB)

(73) Assignee: **J. Choo Limited**, London (GB)

(**) Term: **15 Years**

(21) Appl. No.: **29/560,719**

(22) Filed: **Apr. 8, 2016**

(30) **Foreign Application Priority Data**

Nov. 5, 2015 (EM) 002847913-0003

(51) **LOC (10) Cl.** **02-04**

(52) **U.S. Cl.**
USPC **D2/971**

(58) **Field of Classification Search**
USPC D2/929-930, 935-936, 965, 921, 926,
D2/927, 939, 940, 902, 906-907,
D2/909-912, 916-919, 925-942,
D2/943-946, 957-960, 964, 969,
D2/970-974, 977-978

CPC ... A43B 3/0047; A43B 3/0052; A43B 3/0057;
A43B 3/0063; A43B 3/0068; A43B
3/0073; A43B 1/04; A43B 1/06; A43B
1/0036; A43B 1/0045; A43B 5/00; A43B
5/02; A43B 5/06; A43B 5/10; A43B 5/12;
A43B 5/14; A43B 23/02; A43B 23/06;
A43B 23/07; A43B 23/45; A43B 13/10;
A43B 13/12; A43B 13/125; A43B
13/186; A43B 21/00; A43B 21/02; A43B
21/06; A43B 9/14; A43C 3/00; A43C
7/06

See application file for complete search history.

(56) **References Cited**

U.S. PATENT DOCUMENTS

D84,924 S * 8/1931 De Liso D2/930
D92,016 S 4/1934 Miller

D92,065 S * 4/1934 De Liso D2/930
D93,561 S * 10/1934 Levin D2/930
D103,505 S * 3/1937 Pape D2/930
D103,592 S * 3/1937 Perugia D2/931
D103,593 S * 3/1937 Perugia D2/931
D108,486 S * 2/1938 Weinstein D2/925
D531,791 S * 11/2006 Choi D2/971
D536,165 S * 2/2007 Kelsey D2/971

(Continued)

OTHER PUBLICATIONS

Jimmy Choo, Moxy Leather Sandals, as posted at ShoesPost.com [online] posted on Feb. 28, 2016, [site visited May 23, 2017]. Available on the Internet, <URL: <https://shoespost.com/jimmy-choo-moxy-leather-sandals/>>.*

Primary Examiner — Jeffrey D Asch

Assistant Examiner — Rebekah A Caruso

(74) *Attorney, Agent, or Firm* — Fross Zelnick Lehrman & Zissu, P.C.; Lawrence E. Apolzon, Esq.

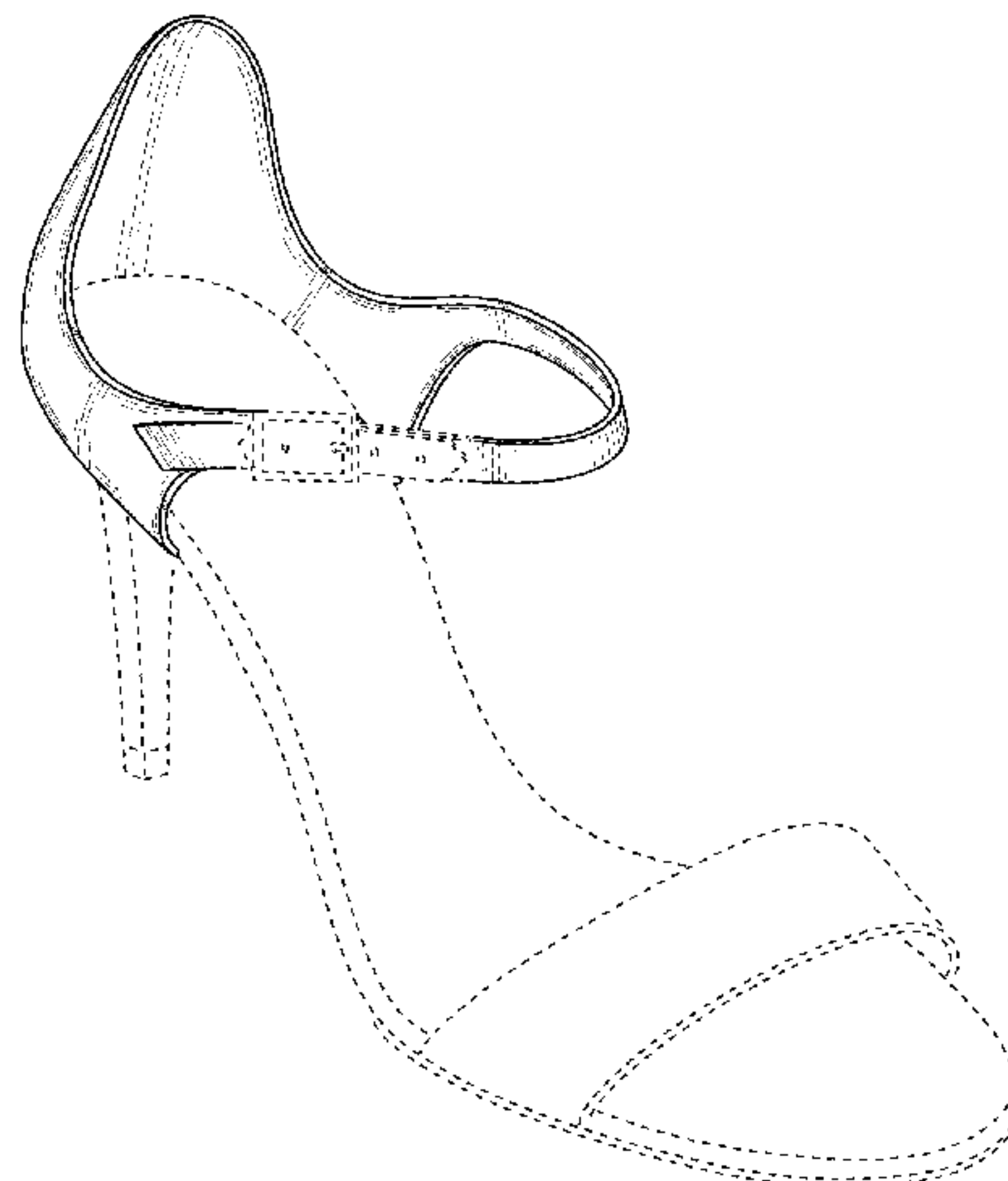
(57) **CLAIM**

The ornamental design for footwear, as shown and described.

DESCRIPTION

FIG. 1 is a front perspective view of footwear showing my new design;
FIG. 2 is a right side view of the footwear shown in FIG. 1;
FIG. 3 is a left side view of the footwear shown in FIG. 1;
FIG. 4 is a front view of the footwear shown in FIG. 1;
FIG. 5 is a rear view of the footwear shown in FIG. 1; and,
FIG. 6 is a top view of the footwear shown in FIG. 1.
The broken line showing of the heel, heel cap, footbed, sole, buckle, buckle holes, strap, and upper in the drawings depicts portions of the footwear that form no part of the claimed design.

1 Claim, 6 Drawing Sheets



(56)

References Cited

U.S. PATENT DOCUMENTS

D544,191 S * 6/2007 Choi D2/971
D564,203 S * 3/2008 Choi D2/971
D582,654 S * 12/2008 Guers-Neyraud D2/971
D584,501 S * 1/2009 Guers-Neyraud D2/971
D589,242 S * 3/2009 Choi D2/971
D602,242 S * 10/2009 Guers-Neyraud D2/971
D613,050 S * 4/2010 Lawler D2/971
D636,167 S * 4/2011 Guers-Neyraud D2/971
D750,359 S * 3/2016 Osorio D2/929
9,615,630 B2 * 4/2017 Jackson A43D 86/00

* cited by examiner




FIG. 1

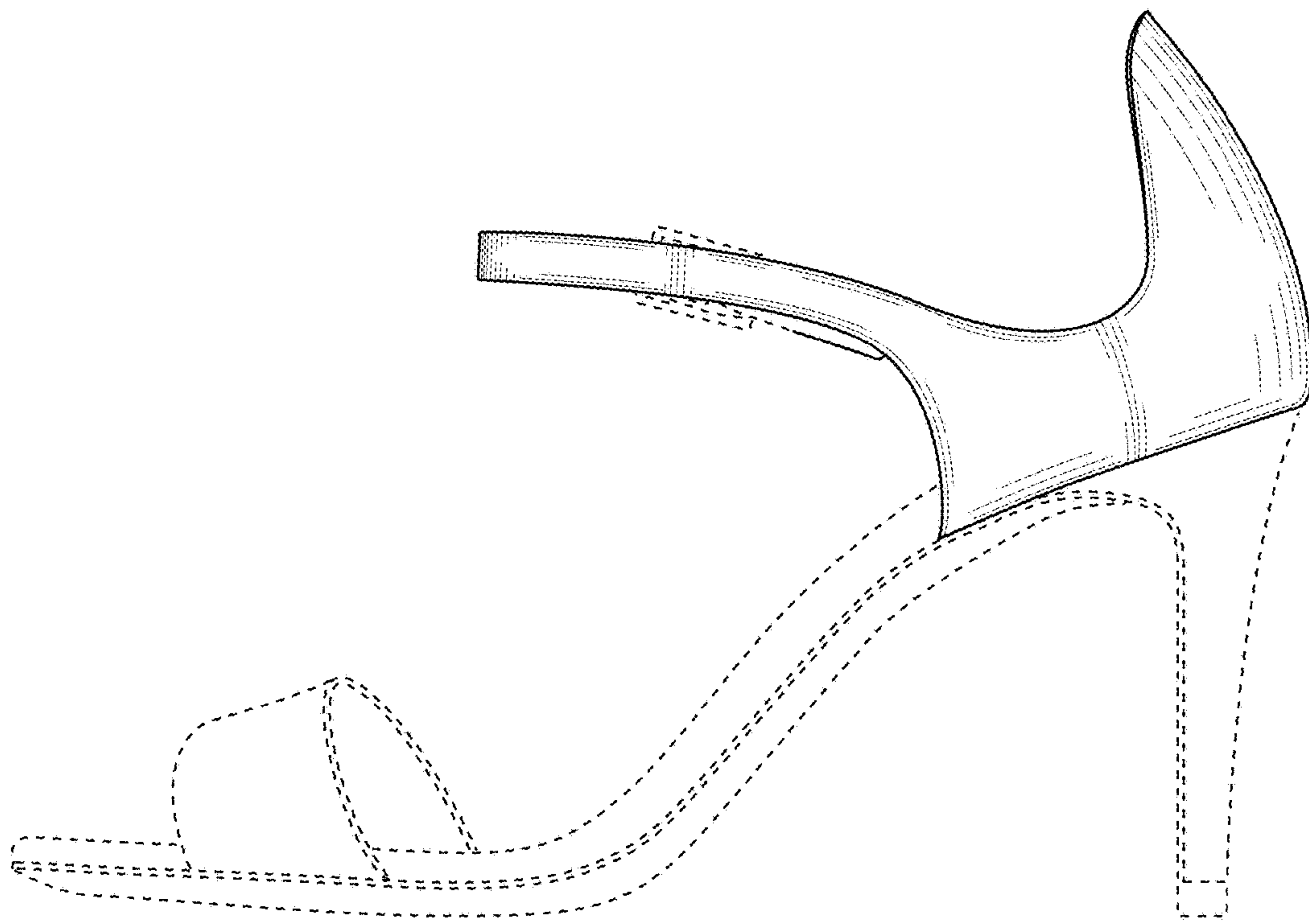


FIG. 2

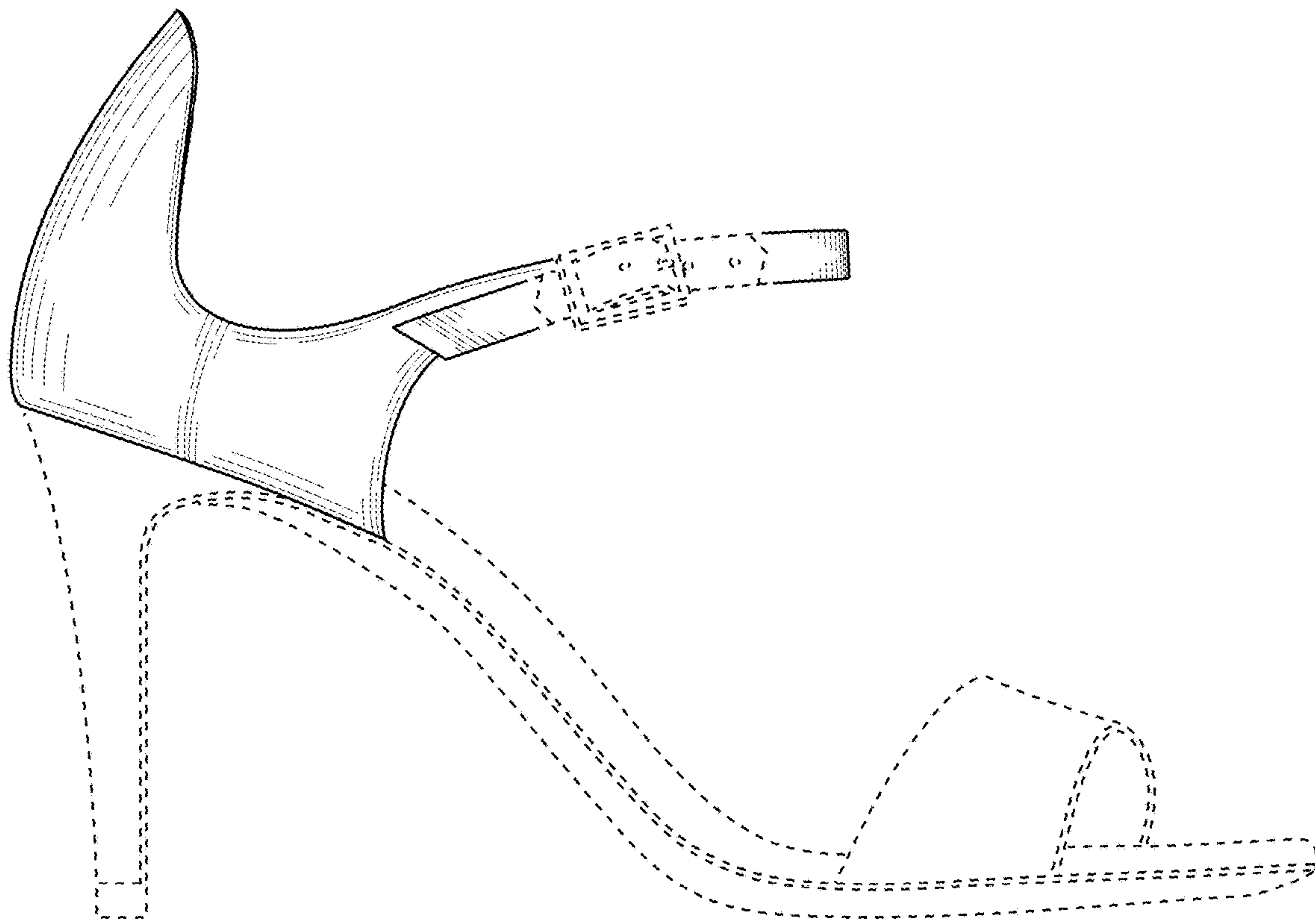


FIG. 3

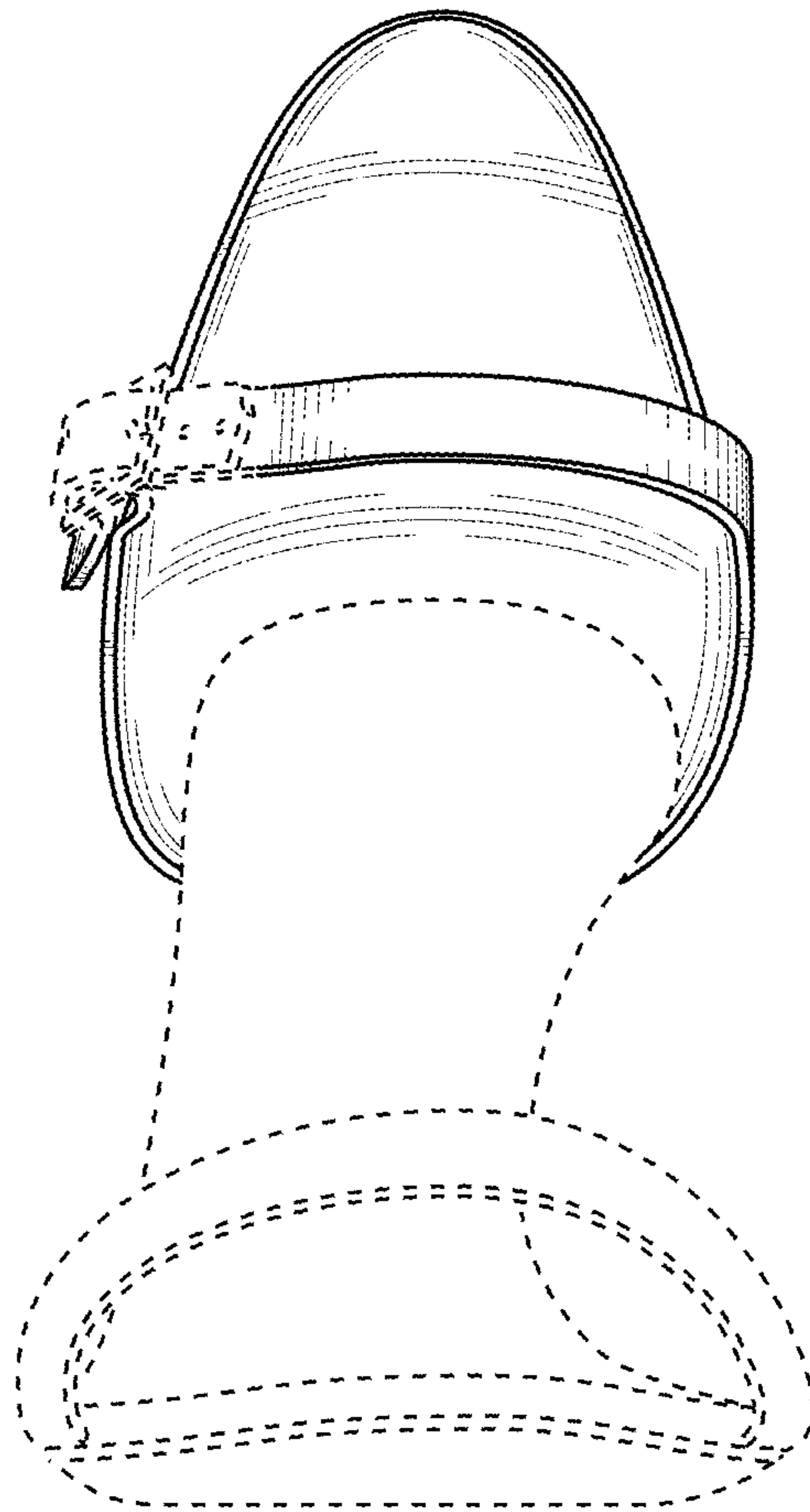


FIG. 4

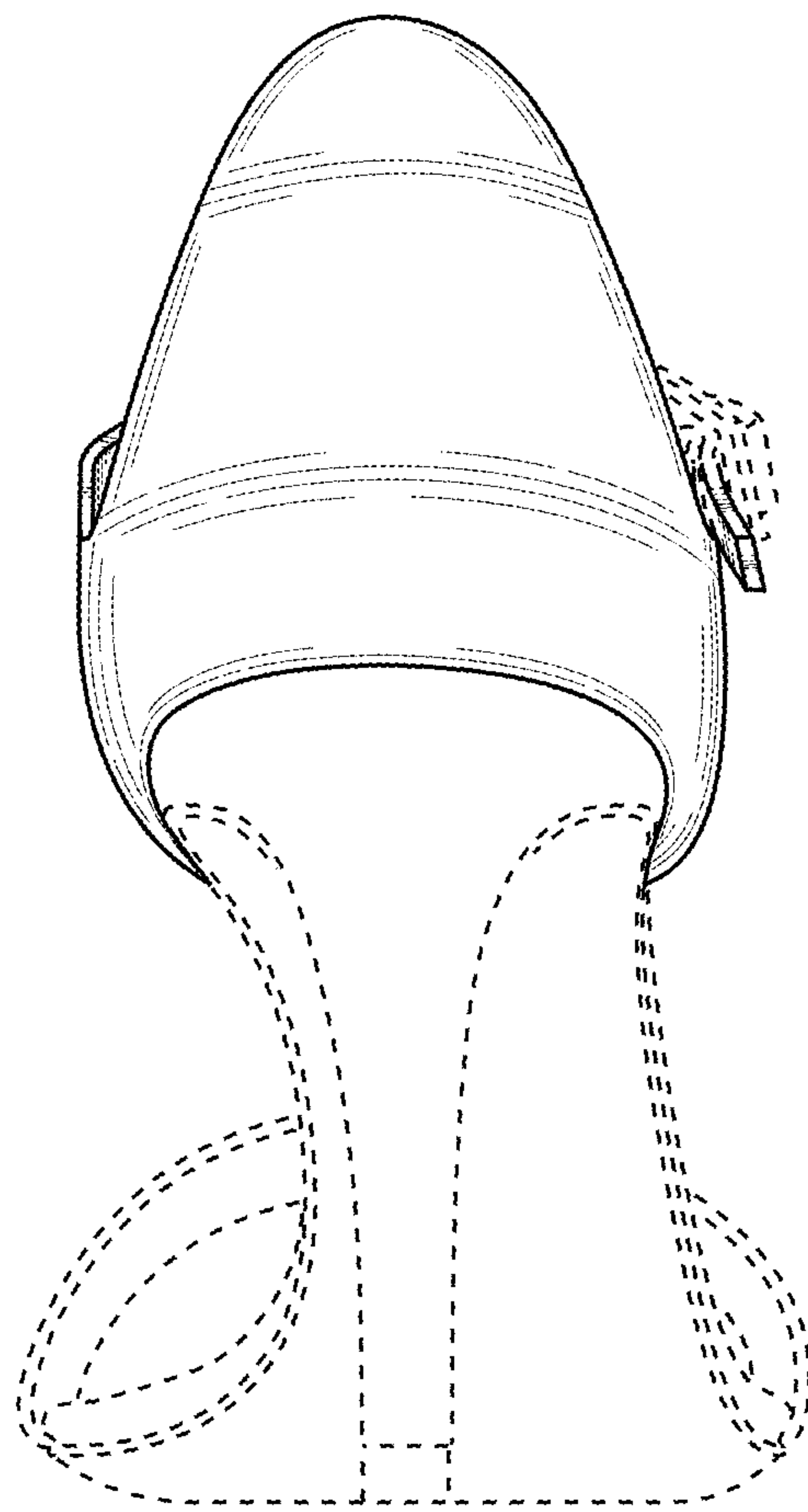


FIG. 5

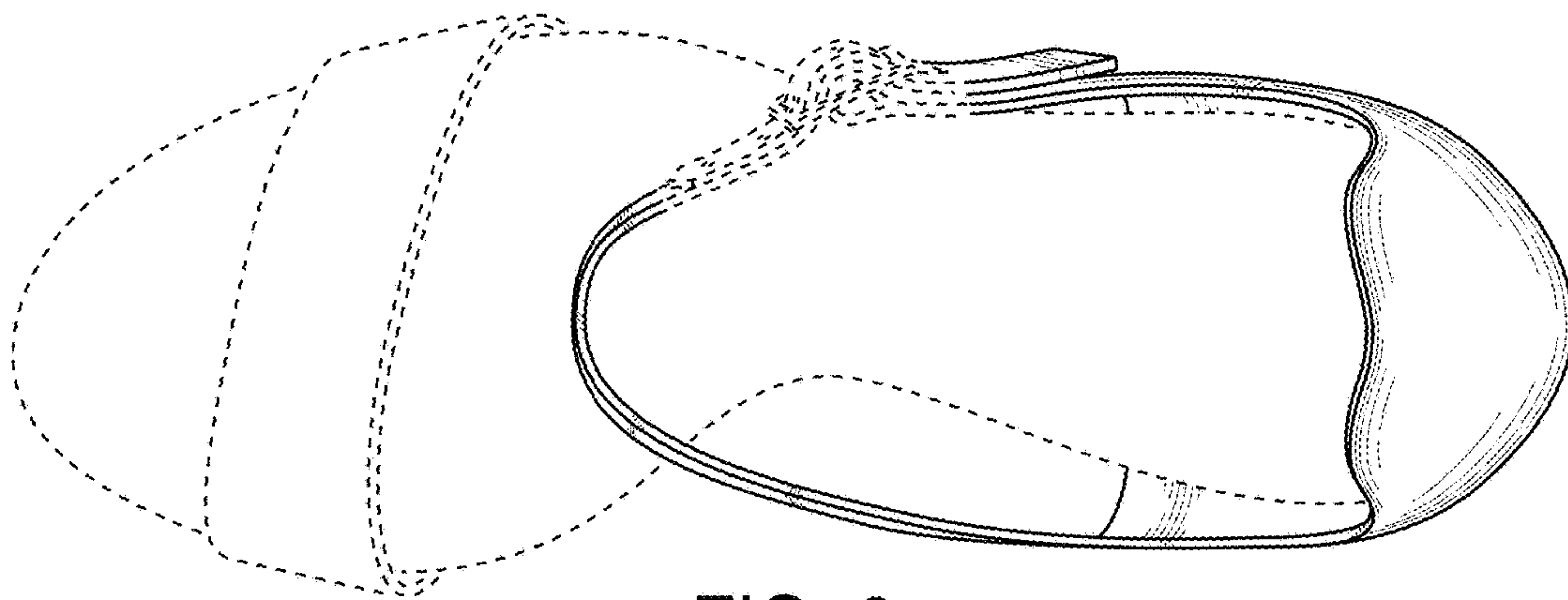


FIG. 6