



US00D793676S

(12) **United States Design Patent**
Slimane

(10) **Patent No.:** **US D793,676 S**

(45) **Date of Patent:** **** Aug. 8, 2017**

- (54) **SHOE**
- (71) Applicant: **YVES SAINT LAURENT**, Paris (FR)
- (72) Inventor: **Hedi Slimane**, City of West Hollywood, CA (US)
- (73) Assignee: **YVES SAINT LAURENT**, Paris (FR)
- (**) Term: **15 Years**
- (21) Appl. No.: **29/553,601**
- (22) Filed: **Feb. 3, 2016**
- (51) **LOC (10) Cl.** **02-04**
- (52) **U.S. Cl.**
USPC **D2/902**; D2/944
- (58) **Field of Classification Search**
USPC D2/896, 902, 905, 907, 909, 910, 911,
D2/912, 943, 944, 947, 969, 972, 977
CPC A43B 1/00; A43B 3/00; A43B 5/00; A43B
5/001; A43B 5/002; A43B 5/003; A43B
5/005; A43B 5/006; A43B 5/007; A43B
5/008; A43B 5/02; A43B 5/025; A43B
5/06; A43B 5/10; A43B 5/14; A43B
5/145; A43B 23/00; A43B 23/021; A43B
23/0215
See application file for complete search history.

(56) **References Cited**
U.S. PATENT DOCUMENTS

1,952,628	A *	3/1934	MacDonald	A43B 5/10 12/142 E
D281,926	S *	12/1985	Hill	D2/902
D283,366	S *	4/1986	Chassaing	D2/902
D283,463	S *	4/1986	Chassaing	D2/902
D284,043	S *	6/1986	Lowe, Jr.	D2/902
D284,518	S *	7/1986	Lowe, Jr.	D2/902

4,766,681	A *	8/1988	O'Rourke	A43B 7/20 36/114
D325,287	S *	4/1992	Strauss	D2/902
D634,519	S *	3/2011	Choi	D2/902
D665,562	S *	8/2012	Di Nucci	D2/902
D670,479	S *	11/2012	Maier	D2/902
D701,680	S *	4/2014	Della Valle	D2/902
D702,024	S *	4/2014	Della Valle	D2/902
D702,423	S *	4/2014	Della Valle	D2/902
D709,676	S *	7/2014	Iachini	D2/902
D719,725	S *	12/2014	Katz	D2/902
D759,948	S *	6/2016	Sassi	D2/902
D762,359	S *	8/2016	Slimane	D2/925
D769,586	S *	10/2016	Buscemi	D2/902
D773,156	S *	12/2016	Slimane	D2/907
D782,165	S *	3/2017	Slimane	D2/902

* cited by examiner

Primary Examiner — Elizabeth J Oswecki

(74) *Attorney, Agent, or Firm* — Donald J. Ranft; Collen IP

(57) **CLAIM**

The ornamental design for a shoe, as shown and described.

DESCRIPTION

FIG. 1 is a top front right perspective view of a shoe showing my new design;

FIG. 2 is a top rear left perspective view thereof;

FIG. 3 is a bottom front left perspective view thereof;

FIG. 4 is a bottom rear right perspective view thereof;

FIG. 5 is a top view thereof;

FIG. 6 is a bottom view thereof;

FIG. 7 is a left side view thereof;

FIG. 8 is a right side view thereof;

FIG. 9 is a front view thereof; and,

FIG. 10 is a rear view thereof.

The portions of the shoe shown in broken lines represent thread stitching.

1 Claim, 10 Drawing Sheets






FIG. 1




FIG. 2




FIG. 3




FIG. 4

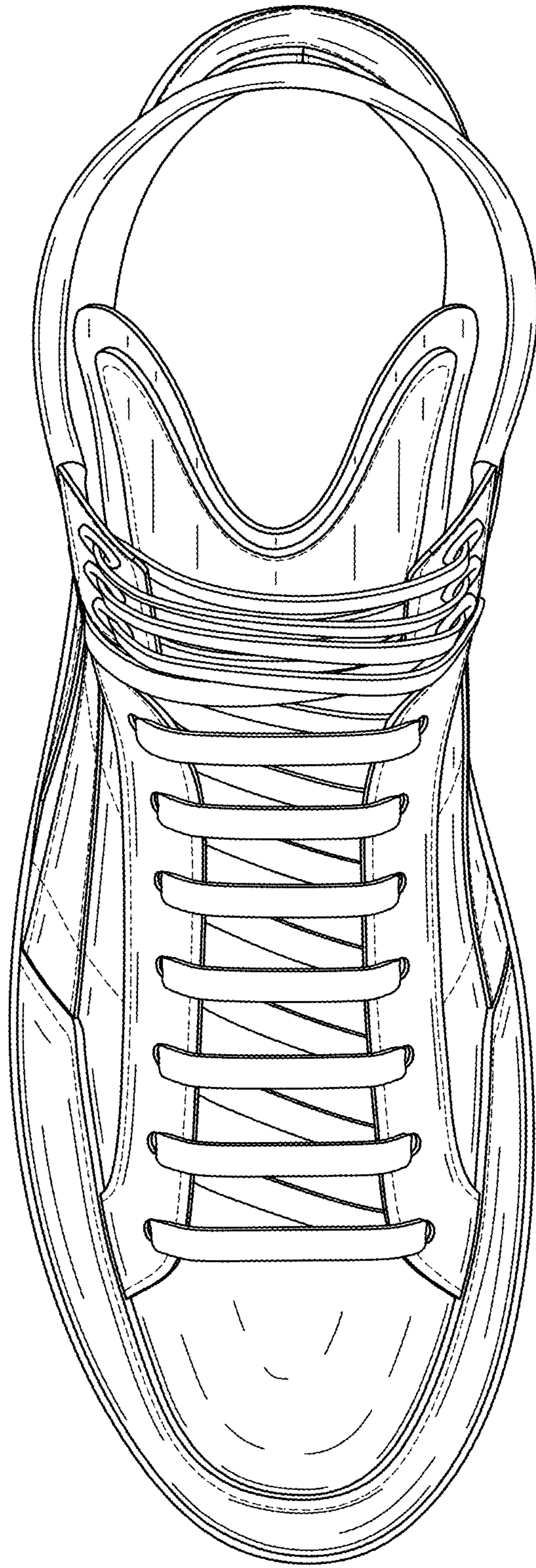


FIG. 5

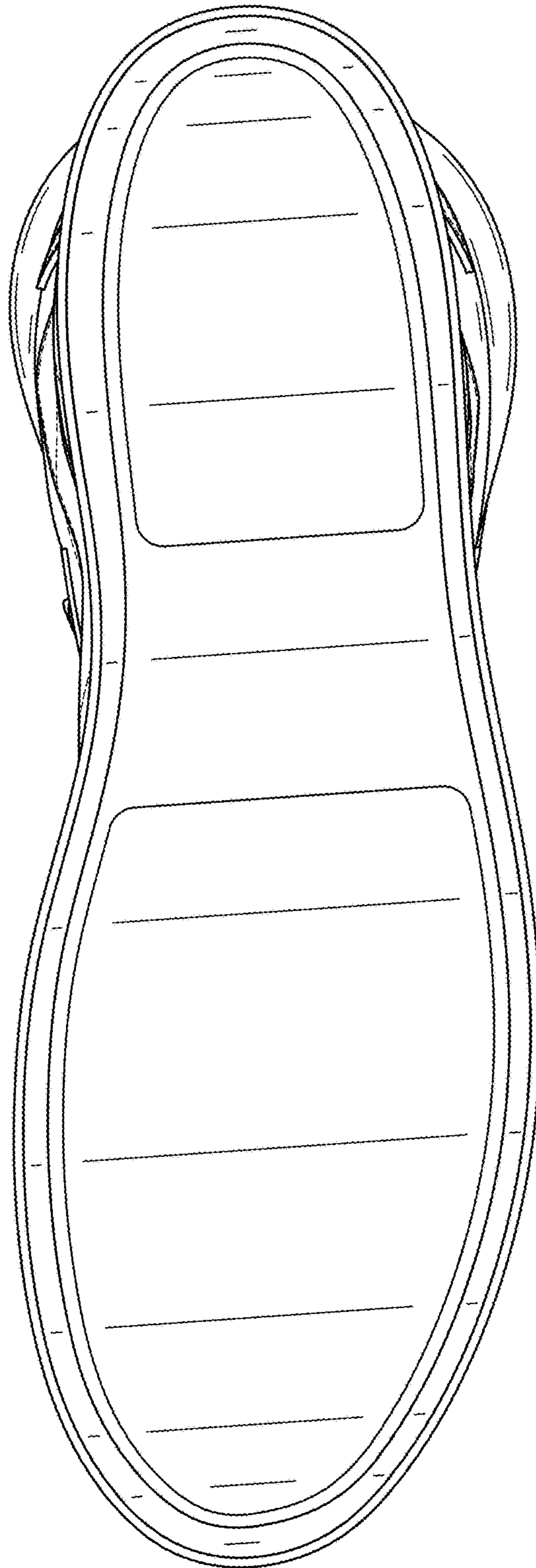


FIG. 6

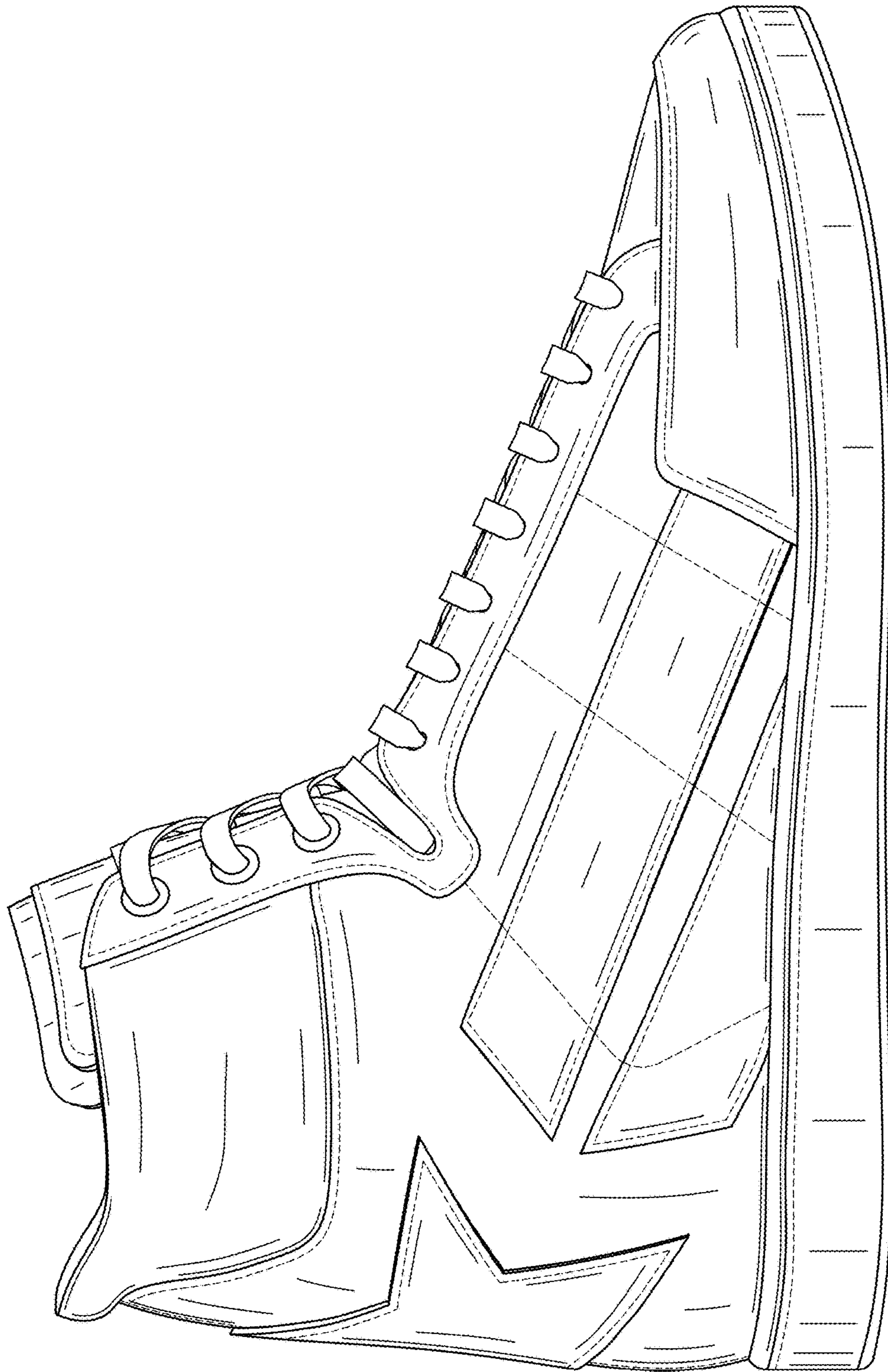


FIG. 7

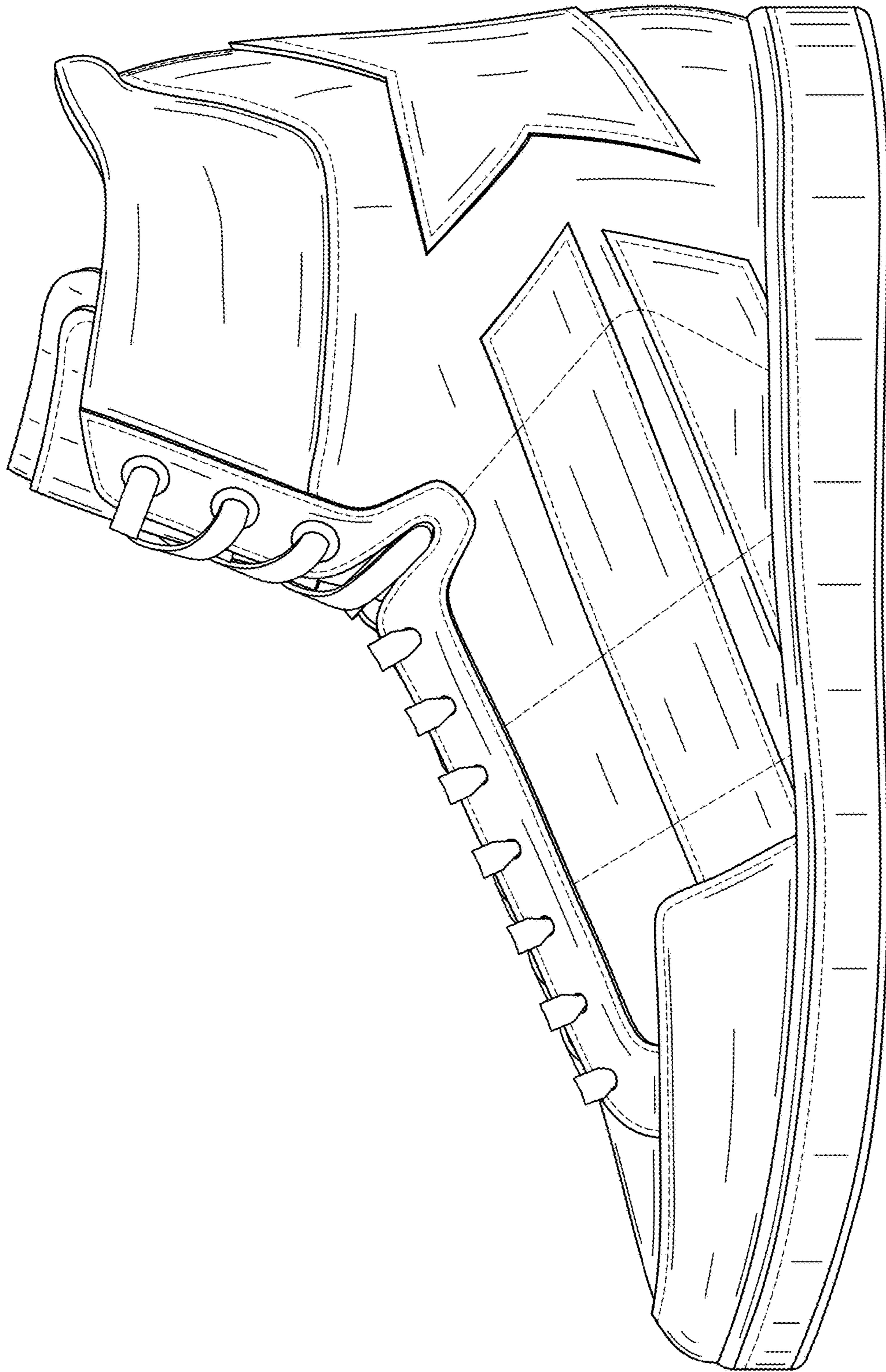


FIG. 8

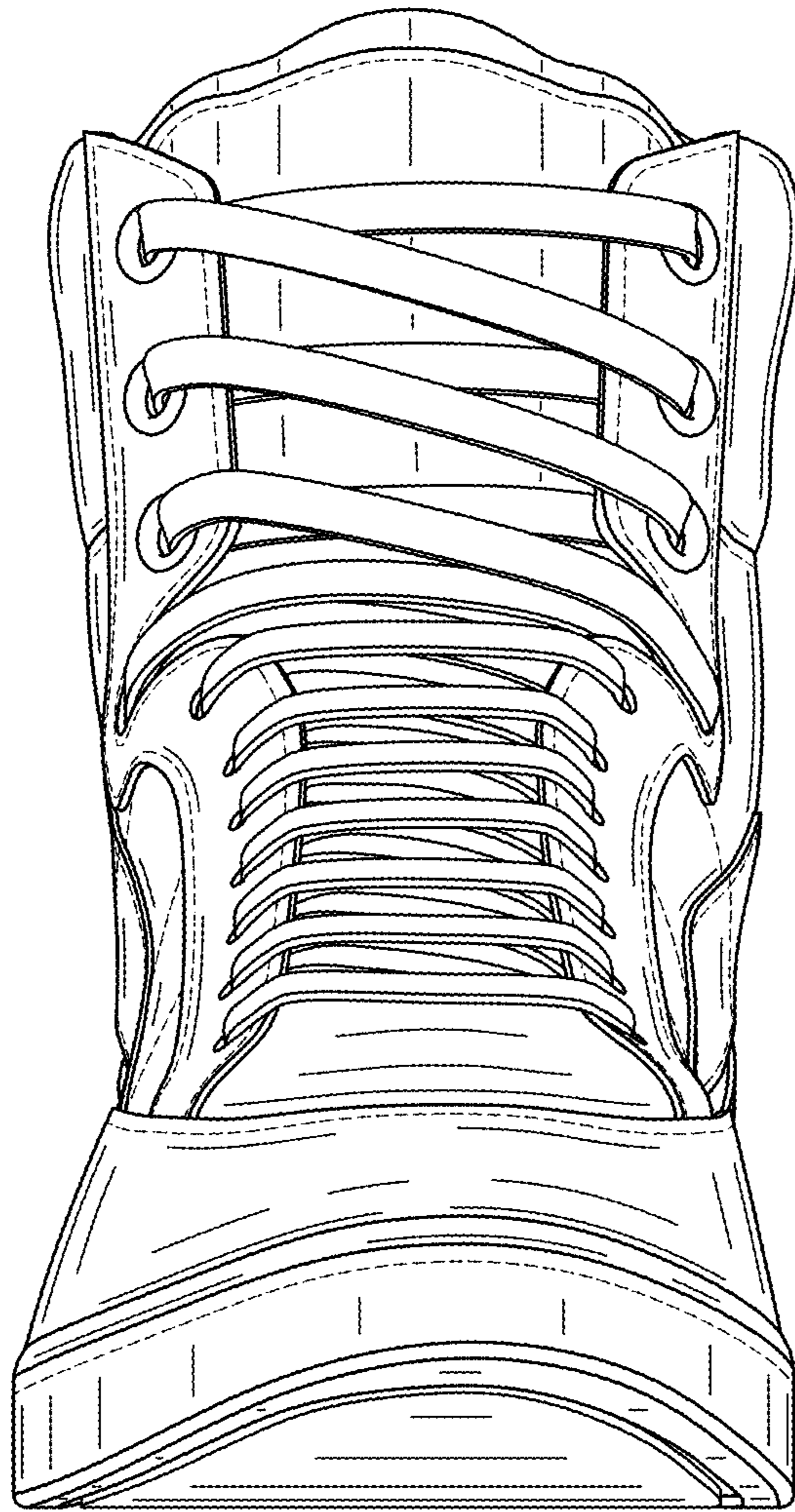


FIG. 9

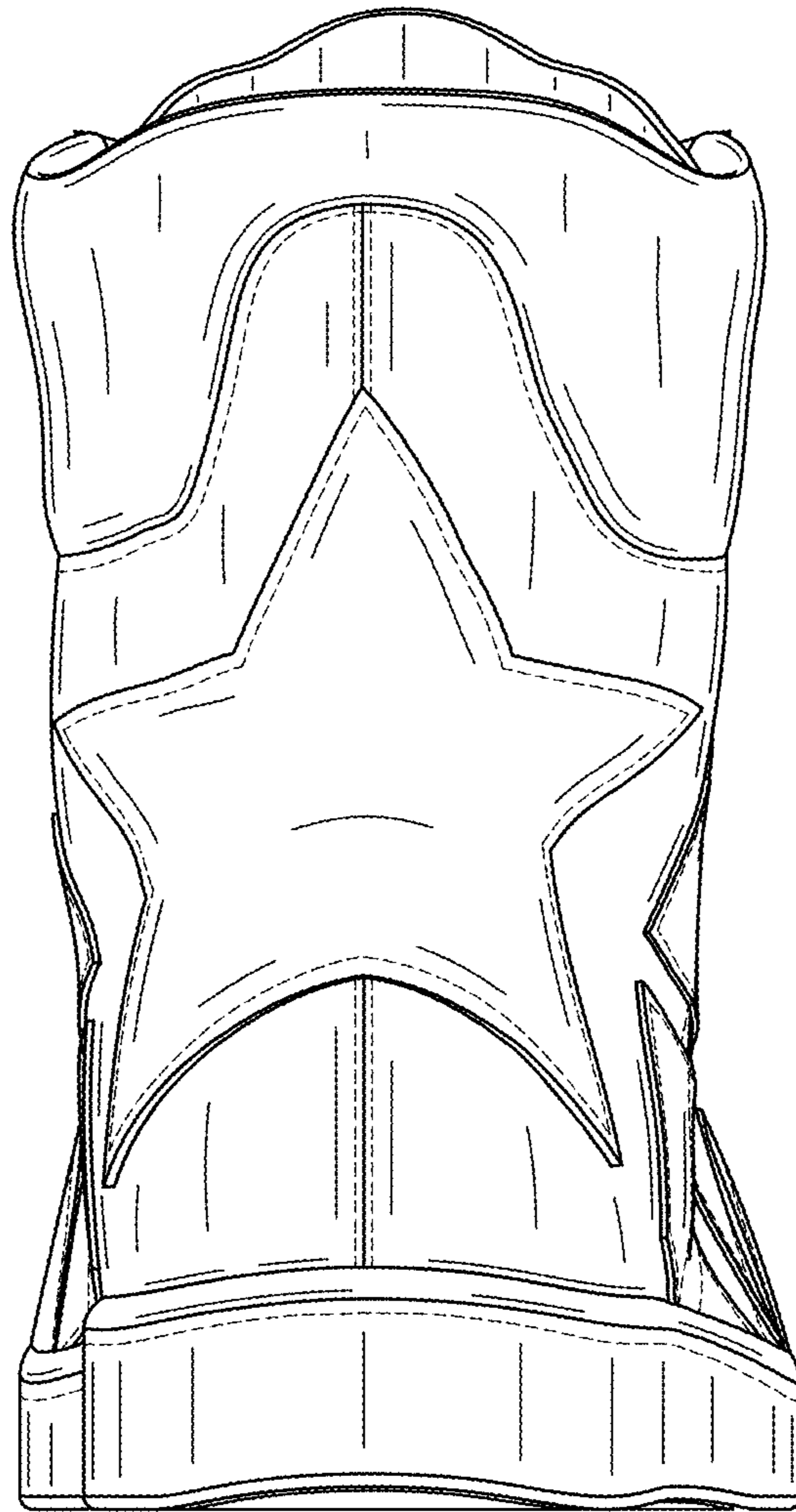


FIG. 10