



US00D793671S

(12) **United States Design Patent**  
**Grenville**

(10) **Patent No.:** **US D793,671 S**

(45) **Date of Patent:** **\*\* Aug. 8, 2017**

(54) **GARMENT STRAPPING SYSTEM**

(71) Applicant: **Alisia Grenville**, Brampton (CA)

(72) Inventor: **Alisia Grenville**, Brampton (CA)

(\*\*) Term: **15 Years**

(21) Appl. No.: **29/536,442**

(22) Filed: **Aug. 17, 2015**

(51) **LOC (10) Cl.** ..... **02-02**

(52) **U.S. Cl.**  
USPC ..... **D2/853**

(58) **Field of Classification Search**  
USPC ..... D2/853, 706, 624; D11/212  
CPC ..... A41C 3/0028; A44B 19/00; A41F 1/00;  
A41F 1/008; A41F 15/00  
See application file for complete search history.

(56) **References Cited**

**U.S. PATENT DOCUMENTS**

D114,018 S *	3/1939	Griffith	.....	D2/624
D353,559 S *	12/1994	Fildan	.....	D11/200
D383,888 S *	9/1997	Smith	.....	D2/624
D462,710 S *	9/2002	Babcock	.....	D17/20
D488,288 S *	4/2004	Eggers	.....	D2/624
D519,261 S *	4/2006	Reis	.....	D11/200
D551,427 S *	9/2007	Handley	.....	D2/624
D553,328 S *	10/2007	King	.....	D2/624
D578,732 S *	10/2008	Samuels	.....	D2/639
D578,733 S *	10/2008	Samuels	.....	D2/639
D580,819 S *	11/2008	Samuels	.....	D11/212
D587,433 S *	3/2009	Ratcliff	.....	D11/16
D590,576 S *	4/2009	Samuels	.....	D11/1
D663,919 S *	7/2012	Young	.....	D2/706
D676,627 S *	2/2013	Doss	.....	D2/624
D767,248 S *	9/2016	Rogers	.....	D2/624
D773,780 S *	12/2016	Canady	.....	D2/853
2012/0291233 A1 *	11/2012	Wilkinson	.....	A41F 15/00 24/302
2016/0143380 A1 *	5/2016	Burns	.....	A41F 15/02 24/129 B

2017/0027241 A1\* 2/2017 Solotoff ..... A41C 3/0028

\* cited by examiner

*Primary Examiner* — Robin V Webster

*Assistant Examiner* — James Thorn, Sr.

(57) **CLAIM**

The ornamental design for a garment strapping system, as shown and described.

**DESCRIPTION**

FIG. 1 is a front elevational view of the first embodiment of the design.

FIG. 2 is a back elevational view of the first embodiment of the design.

FIG. 3 is a side elevational view of the first embodiment of the design.

FIG. 4 is a front elevational view of the second embodiment of the design.

FIG. 5 is a back elevational view of the second embodiment of the design.

FIG. 6 is a side elevational view of the second embodiment of the design.

FIG. 7 is a front elevational view of the third embodiment of the design.

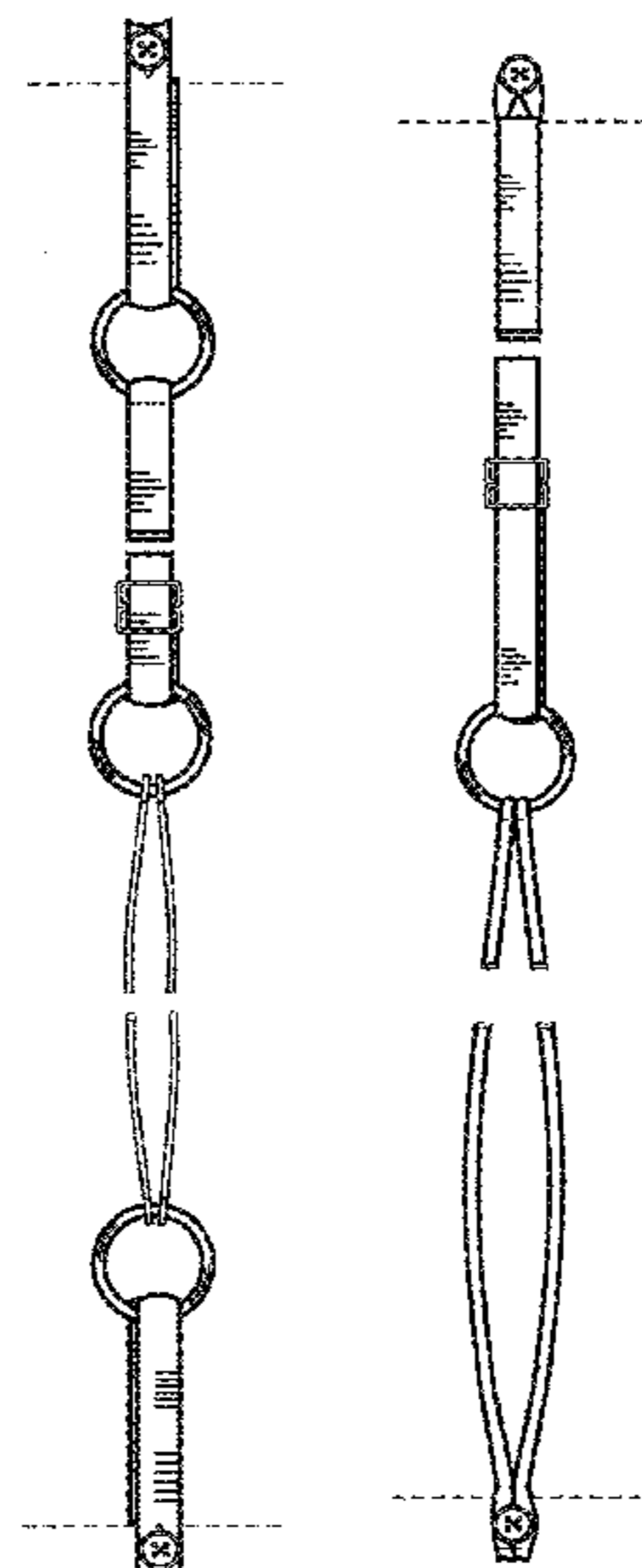
FIG. 8 is a back elevational view of the third embodiment of the design.

FIG. 9 is a side elevational view of the third embodiment of the design.

The garment strapping system is shown with a break to indicate non-specified length. The appearance of any portion of the article between the break lines forms no part of the claimed design.

The broken lines shown in the drawings are included for the purpose of illustrating environmental structure and form no part of the claimed design.

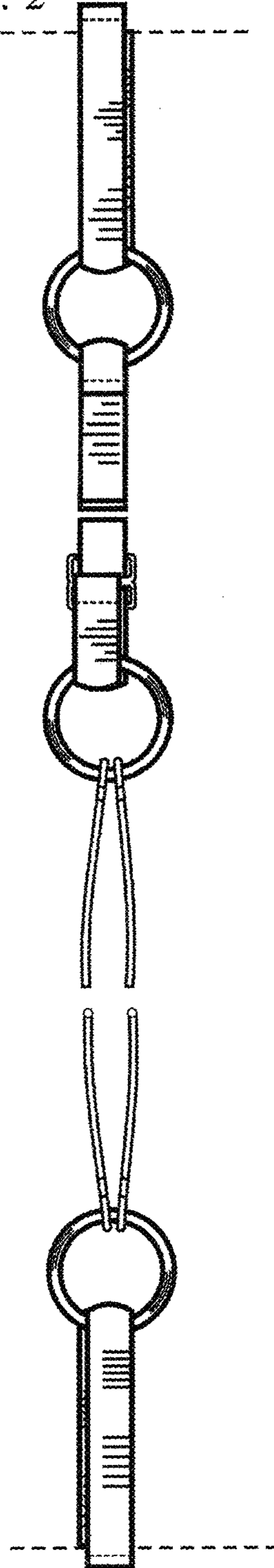
**1 Claim, 3 Drawing Sheets**



*Fig. 3*



*Fig. 2*



*Fig. 1*

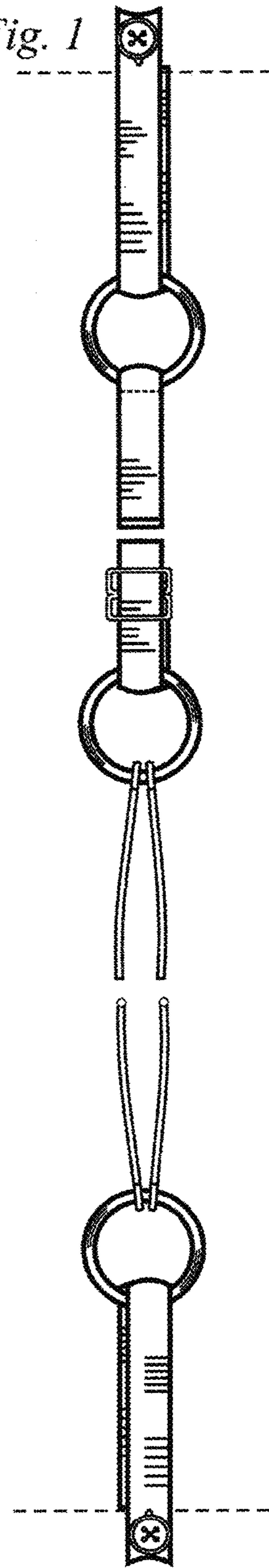


Fig. 6



Fig. 5

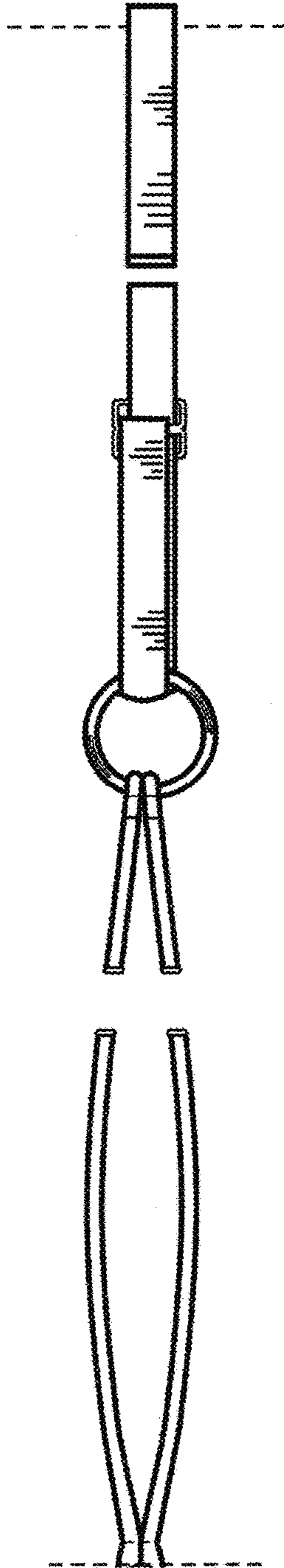


Fig. 4

