



US00D793623S

(12) **United States Design Patent** (10) **Patent No.:** **US D793,623 S**
Mintz (45) **Date of Patent:** **** Aug. 1, 2017**

- (54) **CLIPPER WITH APPLIED SURFACE ORNAMENTATION**
- (71) Applicant: **Medline Industries, Inc.**, Mundelein, IL (US)
- (72) Inventor: **Stuart Mintz**, Glenview, IL (US)
- (73) Assignee: **MEDLINE INDUSTRIES, INC.**, Mundelein, IL (US)
- (**) Term: **15 Years**
- (21) Appl. No.: **29/583,018**
- (22) Filed: **Nov. 1, 2016**

D567,445 S *	4/2008	Giannini	D28/54
D567,446 S *	4/2008	Hara	D28/54
D583,098 S *	12/2008	Giannini	D28/54
D602,636 S *	10/2009	Lothar	D28/54
D624,244 S *	9/2010	Giannini	D28/54
D711,045 S *	8/2014	Palmer	D28/54
D711,593 S *	8/2014	Palmer	D28/54
D711,594 S *	8/2014	Palmer	D28/54
D724,271 S *	3/2015	Giannini	D28/54
D733,357 S *	6/2015	Palmer	D28/54
D733,358 S *	6/2015	Palmer	D28/54
D733,964 S *	7/2015	Palmer	D28/54
D734,543 S *	7/2015	Mintz	D28/53
D734,544 S *	7/2015	Mintz	D28/53
D735,943 S *	8/2015	Mintz	D28/54
D736,467 S *	8/2015	Lockwood	D28/54
D748,860 S *	2/2016	Lockwood	D28/53
D748,861 S *	2/2016	Mintz	D28/53
D750,840 S *	3/2016	Mintz	D28/53
D752,810 S *	3/2016	Mintz	D28/53

(Continued)

Related U.S. Application Data

- (60) Continuation of application No. 29/559,527, filed on Mar. 29, 2016, now Pat. No. Des. 770,682, which is a continuation-in-part of application No. 29/532,654, filed on Jul. 9, 2015, now Pat. No. Des. 752,810, which is a division of application No. 29/483,523, filed on Feb. 28, 2014, now Pat. No. Des. 735,943.
- (51) **LOC (10) Cl.** **28-03**
- (52) **U.S. Cl.**
USPC **D28/53**
- (58) **Field of Classification Search**
USPC D28/49-54
CPC B26B 19/00-19/12; B26B 19/20-19/36;
B26B 19/38-19/3886
See application file for complete search history.

Primary Examiner — Jennifer Rivard

(74) *Attorney, Agent, or Firm* — McAndrews, Held & Malloy, Ltd.

(57) **CLAIM**

The ornamental design for a clipper with applied surface ornamentation, as shown and described.

DESCRIPTION

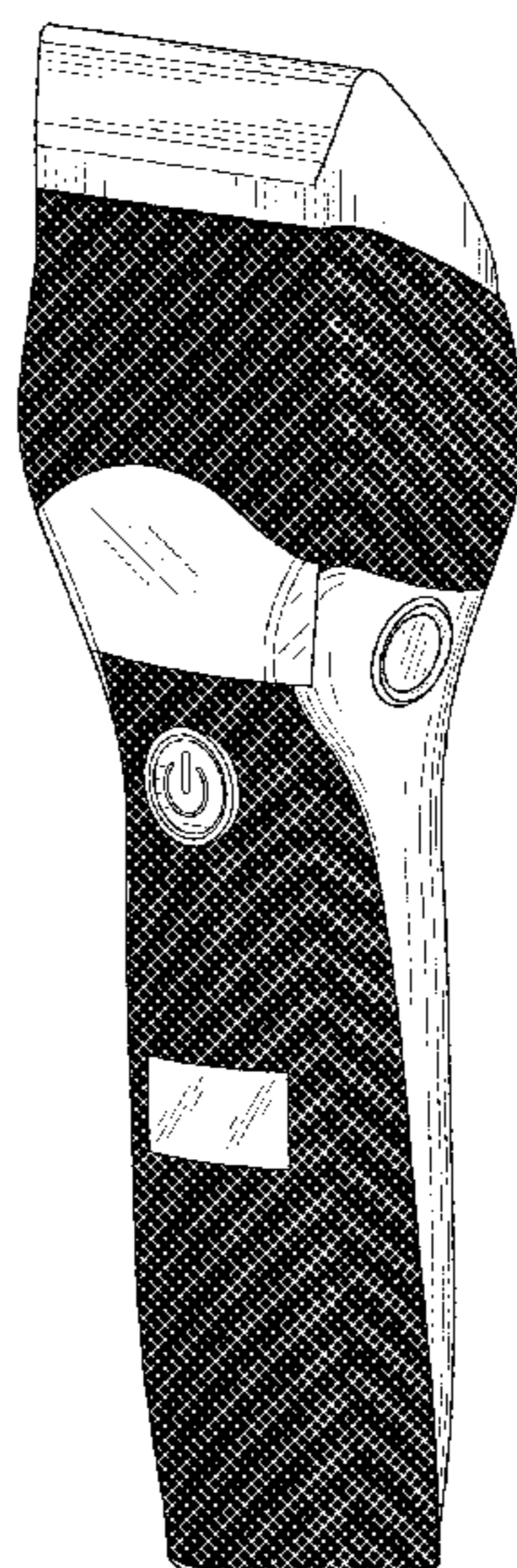
This application makes reference to: U.S. utility application Ser. No. 14/193,367 filed Feb. 28, 2014.
FIG. 1 is a front right perspective view of a clipper with applied surface ornamentation showing my new design;
FIG. 2 is a front elevation view thereof;
FIG. 3 is a rear elevation view thereof;
FIG. 4 is a left side elevational view thereof;
FIG. 5 is a right side elevational view thereof;
FIG. 6 is a top plan view thereof; and,
FIG. 7 is a bottom plan view thereof.

1 Claim, 4 Drawing Sheets

(56) **References Cited**

U.S. PATENT DOCUMENTS

D535,786 S *	1/2007	Giannini	D28/53
D566,898 S *	4/2008	Hara	D28/54
D567,443 S *	4/2008	Giannini	D28/53
D567,444 S *	4/2008	Giannini	D28/54



(56)

References Cited

U.S. PATENT DOCUMENTS

D766,507	S *	9/2016	Lockwood	D28/54
D767,823	S *	9/2016	Mintz	D28/53
D770,681	S *	11/2016	Mintz	D28/53
D770,682	S *	11/2016	Mintz	D28/54
2008/0047145	A1 *	2/2008	Dietzel	B26B 19/20 30/34.05
2014/0059866	A1 *	3/2014	Ogawa	B26B 19/04 30/208
2016/0375595	A1 *	12/2016	Mintz	B26B 19/3873 30/123

* cited by examiner

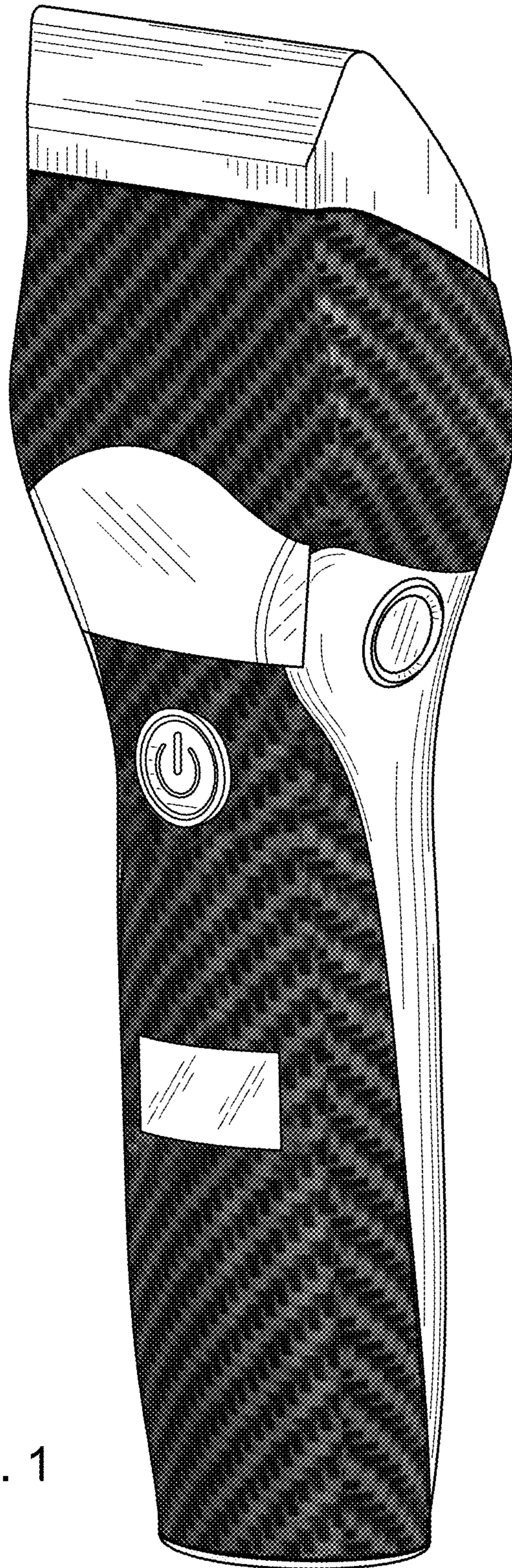


FIG. 1

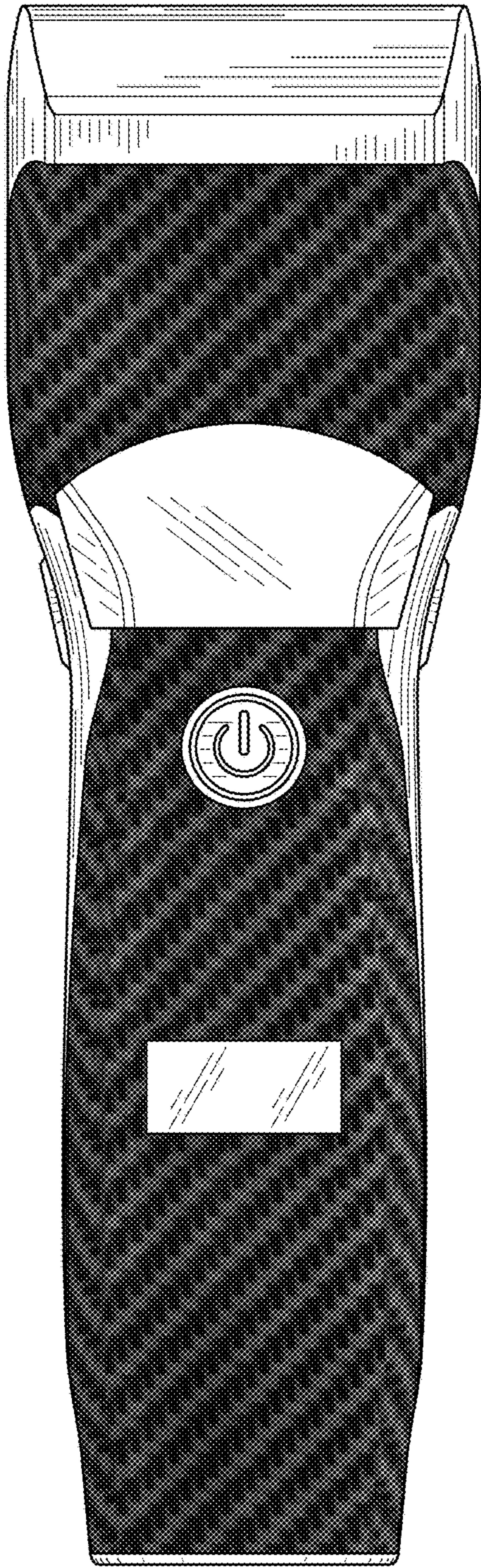


FIG. 2

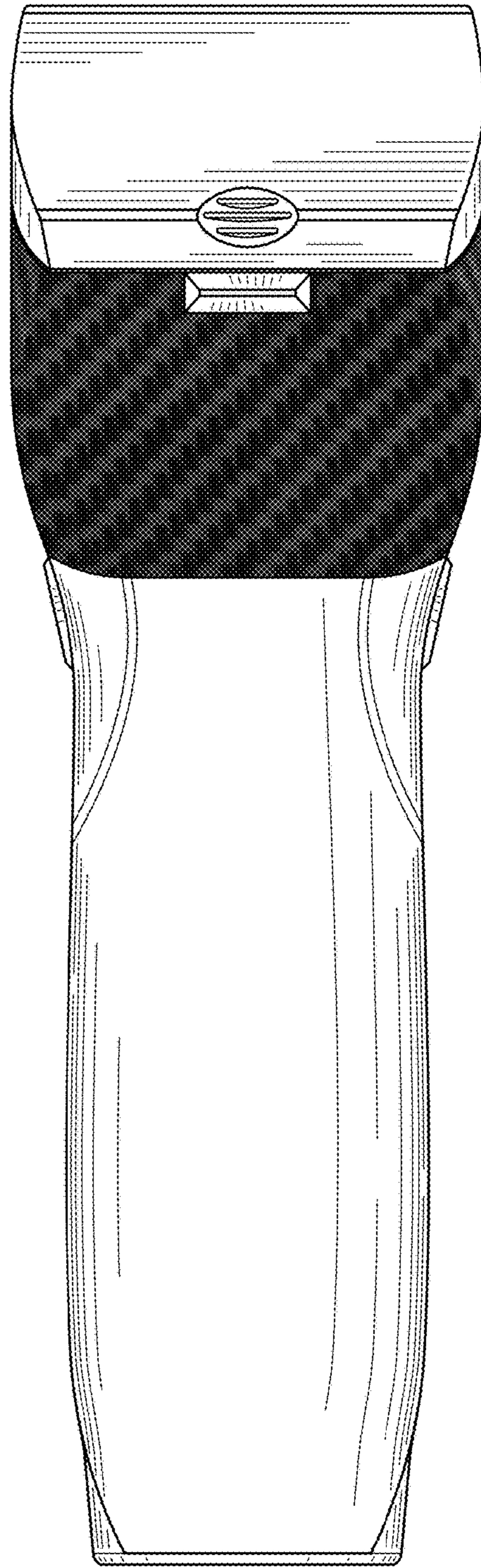


FIG. 3

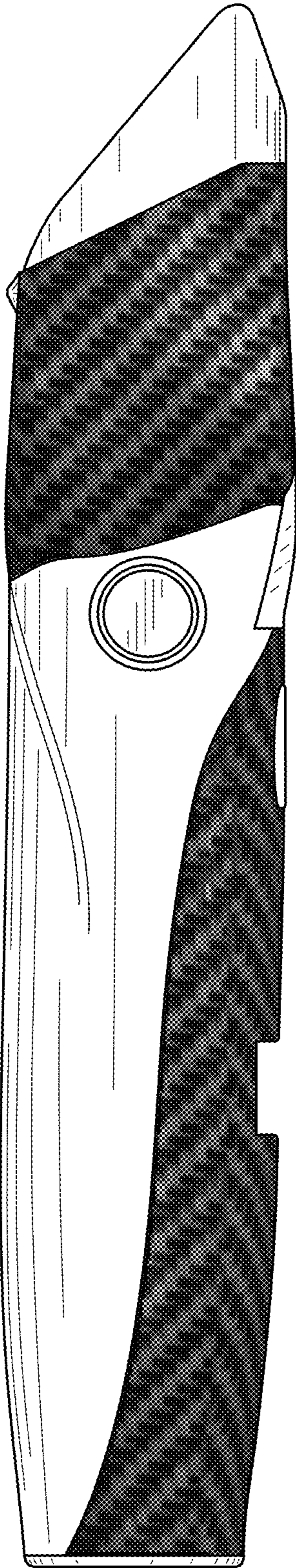


FIG. 4

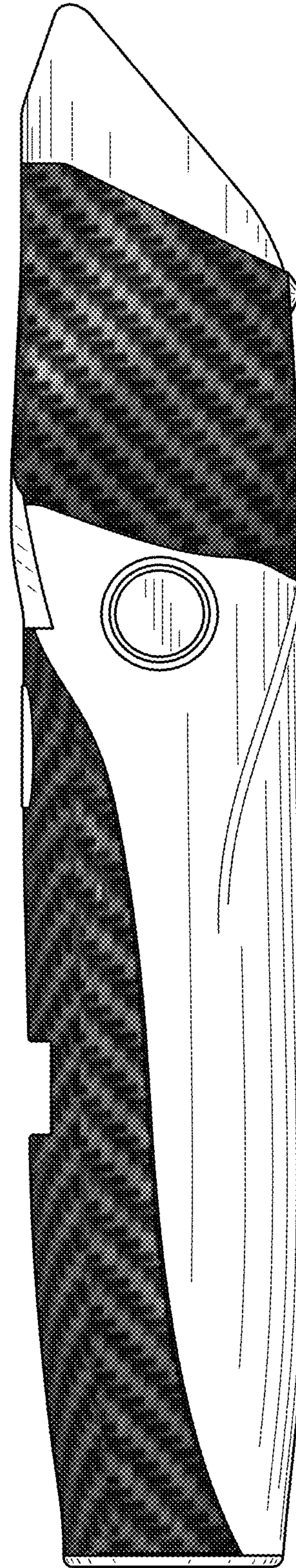


FIG. 5

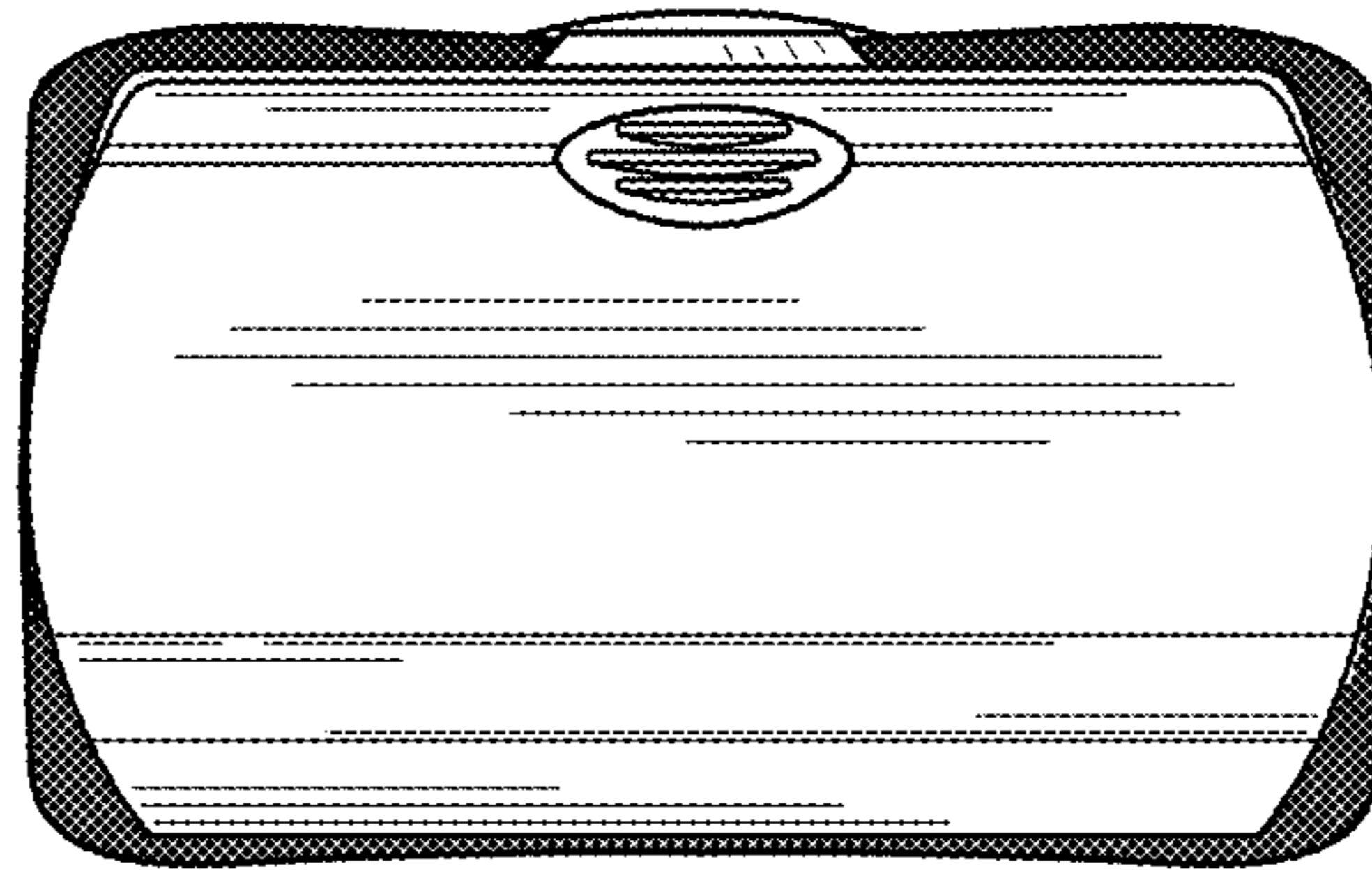


FIG. 6

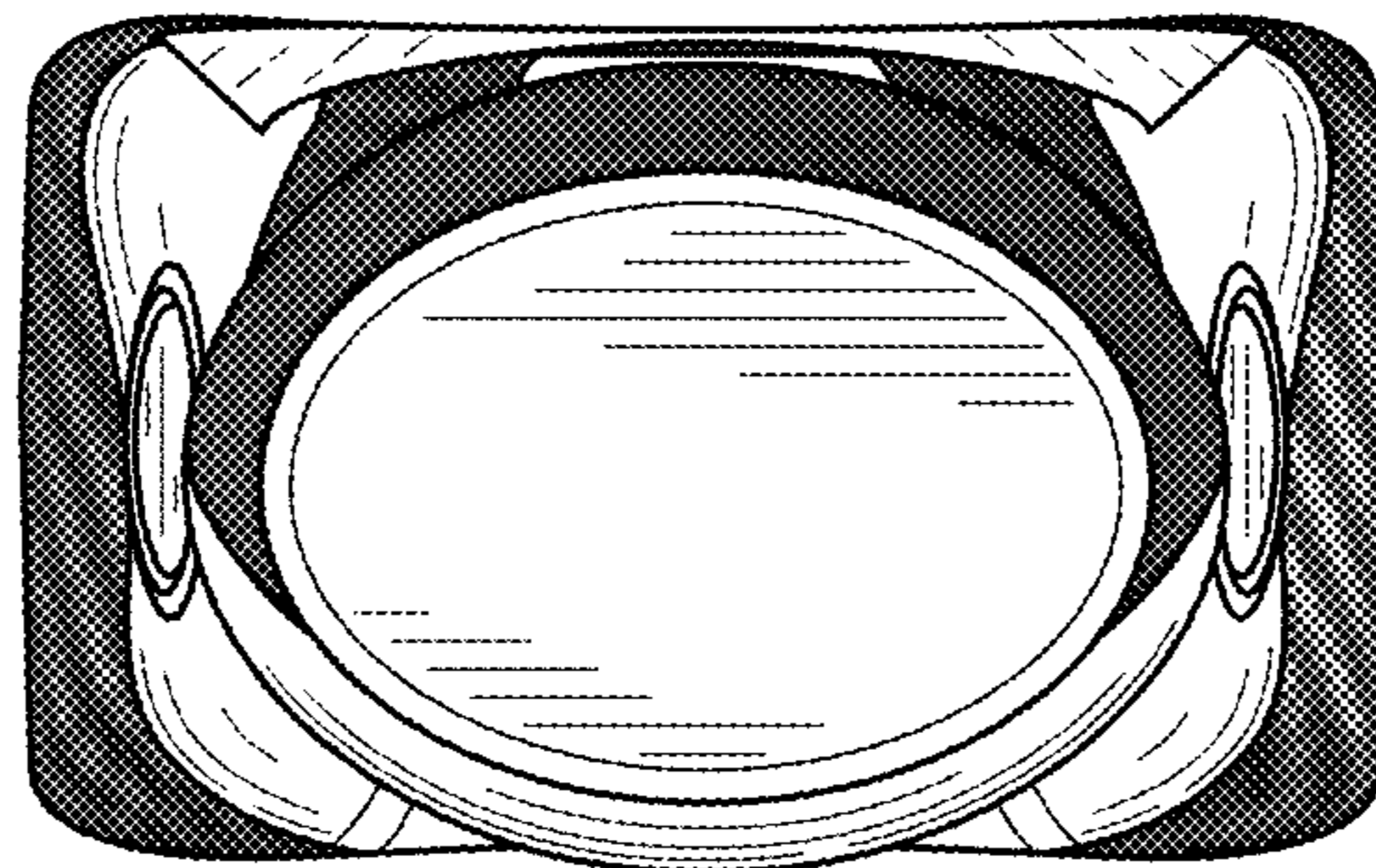


FIG. 7