



US00D793619S

(12) **United States Design Patent** (10) **Patent No.:** **US D793,619 S**
Harris, Jr. et al. (45) **Date of Patent:** **** Aug. 1, 2017**

- (54) **LIGHTING FIXTURE**
- (71) Applicant: **William F. Harris, Jr.**, Charlotte, NC (US)
- (72) Inventors: **William F. Harris, Jr.**, Charlotte, NC (US); **Thomas L. Jones**, Clover, SC (US); **Vincent Worley**, Charlotte, NC (US)
- (73) Assignee: **William F. Harris, Jr.**, Charlotte, NC (US)
- (**) Term: **15 Years**
- (21) Appl. No.: **29/555,561**
- (22) Filed: **Feb. 23, 2016**

- 8,100,560 B2 1/2012 Ahland, III et al.
- RE43,456 E * 6/2012 Verfuerrth D26/118
- D662,256 S * 6/2012 Klu D26/138
- 9,022,603 B1 5/2015 Moghal et al.
- D747,826 S * 1/2016 Ladnier D26/138
- 2003/0174517 A1 9/2003 Kiraly et al.
- 2004/0196636 A1 10/2004 Kim
- 2011/0141728 A1 6/2011 Russello et al.

(Continued)

FOREIGN PATENT DOCUMENTS

EP 1 460 334 A1 9/2004

OTHER PUBLICATIONS

Final Office Action for corresponding U.S. Appl. No. 14/678,436 dated Nov. 30, 2016, 13 pages.

(Continued)

Primary Examiner — Brian N Vinson
(74) *Attorney, Agent, or Firm* — Alston & Bird LLP

Related U.S. Application Data

- (63) Continuation of application No. 14/678,436, filed on Apr. 3, 2015.
- (51) **LOC (10) Cl.** **26-99**
- (52) **U.S. Cl.**
USPC **D26/138**
- (58) **Field of Classification Search**
USPC ... D26/3, 24, 35, 39, 42, 71, 72, 75, 76, 78, D26/79, 80, 81, 82, 83, 85, 88, 90, 118, D26/119, 120, 121, 122, 138
CPC F21S 4/00; F21S 4/003; F21S 4/006; F21S 4/007; F21S 4/008; F21S 6/004; F21S 6/005; F21K 9/54; F21V 15/01; F21V 15/013
See application file for complete search history.

CLAIM

We claim the ornamental design for a lighting fixture, as shown and described.

DESCRIPTION

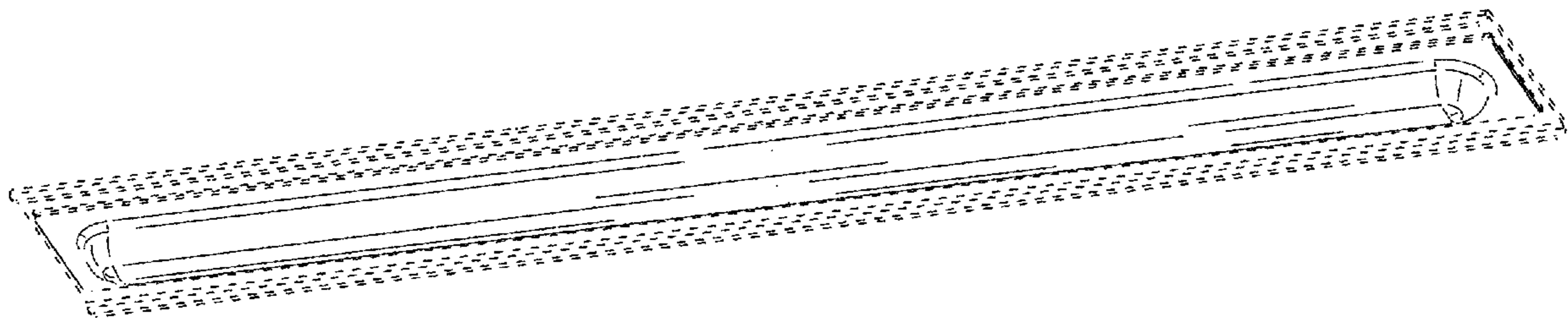
FIG. 1 is a perspective view of a lighting fixture showing our new design;
FIG. 2 is a bottom plan view thereof;
FIG. 3 is an enlarged end elevational view thereof;
FIG. 4 is a vertical cross-sectional view thereof, taken in the direction of line 4-4 of FIG. 2;
FIG. 5 is a another perspective view thereof;
FIG. 6 is another bottom plan view thereof;
FIG. 7 is another perspective view thereof; and,
FIG. 8 is another perspective view thereof.
The broken line disclosure in the views represent portions of various lighting fixtures which form no part of the claimed design.

(56) **References Cited**

U.S. PATENT DOCUMENTS

- 2,336,414 A 12/1943 Mitchell
- 4,323,956 A 4/1982 Pustka
- D581,579 S * 11/2008 Ottobre D26/118
- D637,346 S * 5/2011 Baker D26/138

1 Claim, 8 Drawing Sheets



(56)

References Cited

U.S. PATENT DOCUMENTS

2012/0300430 A1 11/2012 Kawashima et al.
2012/0307493 A1 12/2012 Betsuda et al.
2014/0078715 A1 3/2014 Pickard et al.
2014/0254144 A1 9/2014 Boomgaarden et al.
2015/0184808 A1 7/2015 Wang et al.

OTHER PUBLICATIONS

Office Action for corresponding U.S. Appl. No. 14/678,436 dated Jul. 29, 2016.

Thermally Conductive Interface Tapes: Electronic Solutions : 3M United States [online] [retrieved Apr. 22, 2015]. Retrieved from the Internet: <http://solutions.3m.com/wps/portal/3M/en_US/Electronics_NA/Electronics/Products/Product_Catalog/~?N=7234361&rt=c3>. (dated 2015) 2 pages.

* cited by examiner

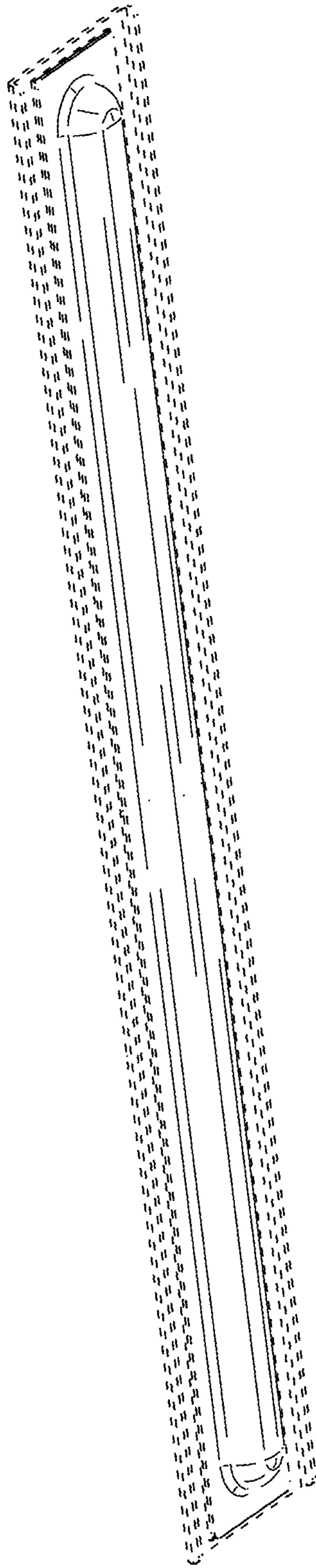


FIG. 1

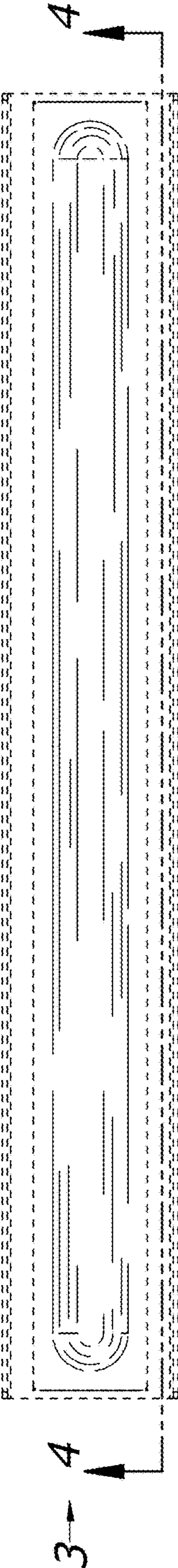


FIG. 2

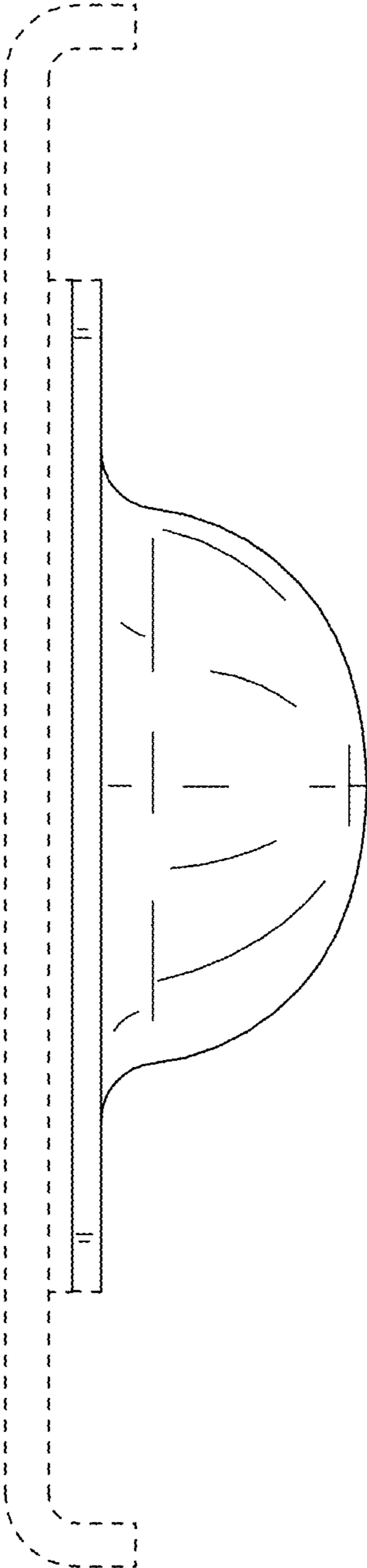


FIG. 3



FIG. 4

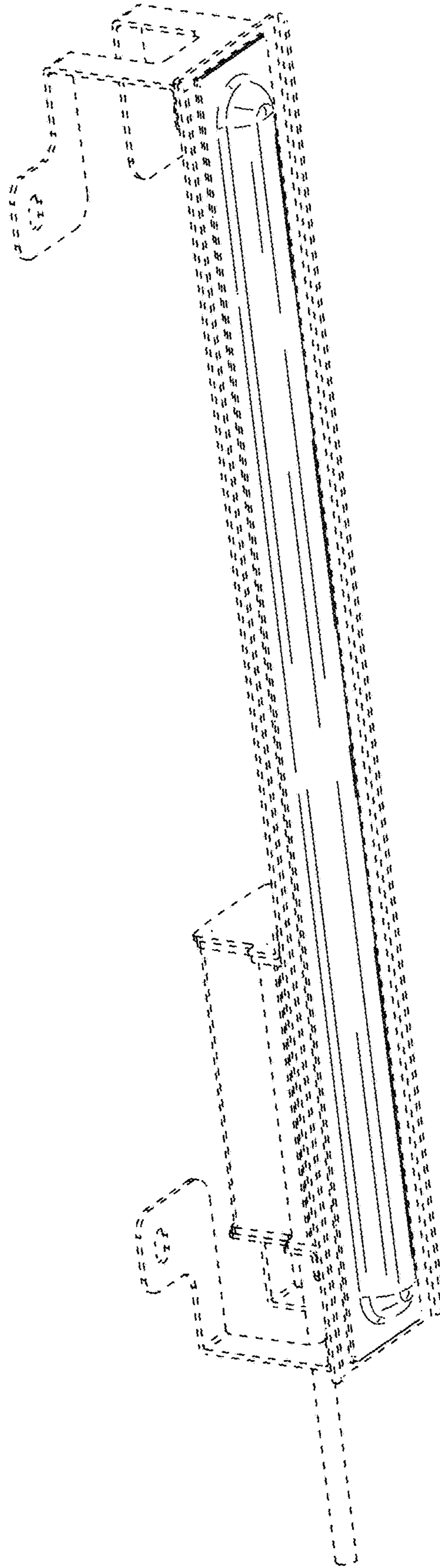


FIG. 5

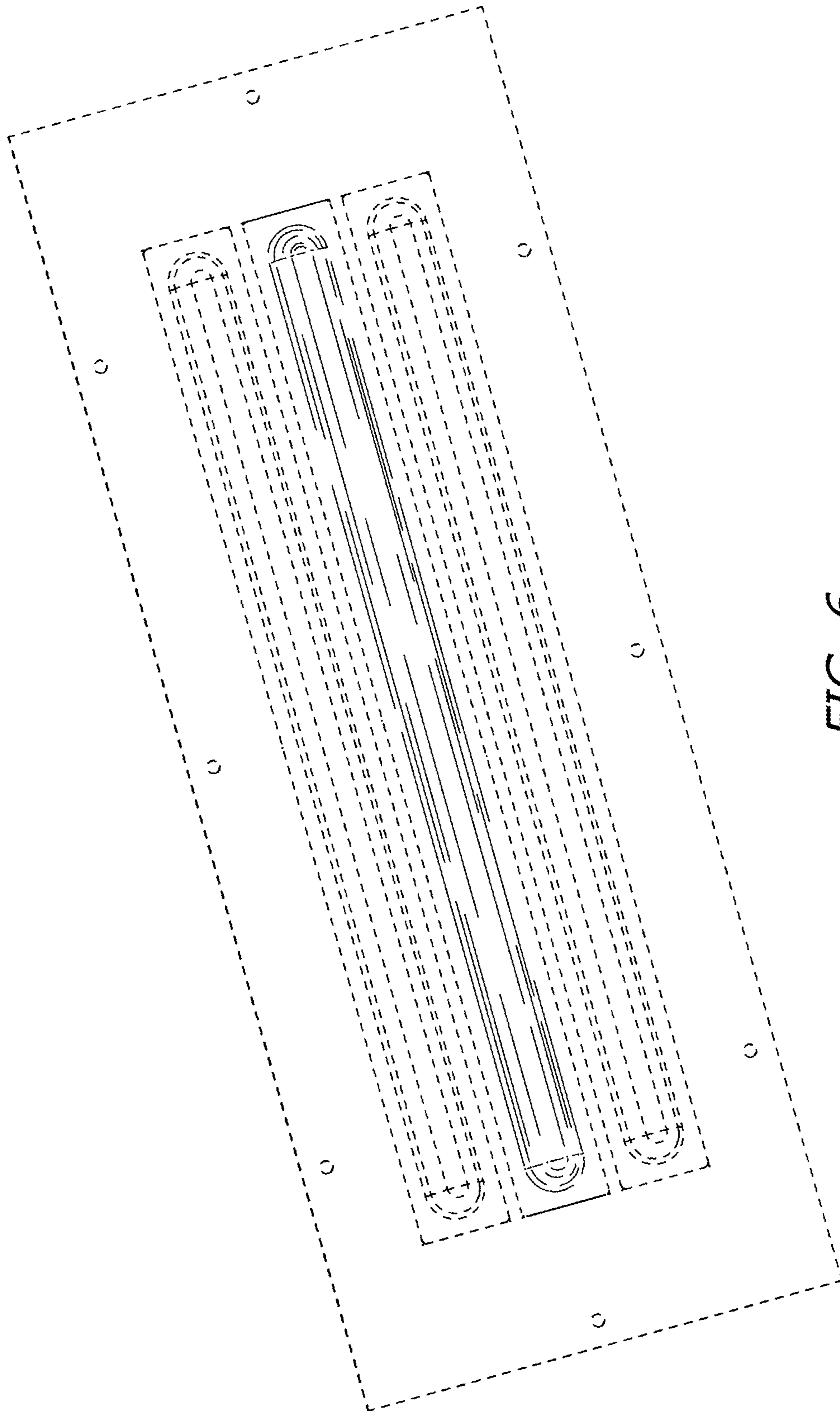


FIG. 6




FIG. 7

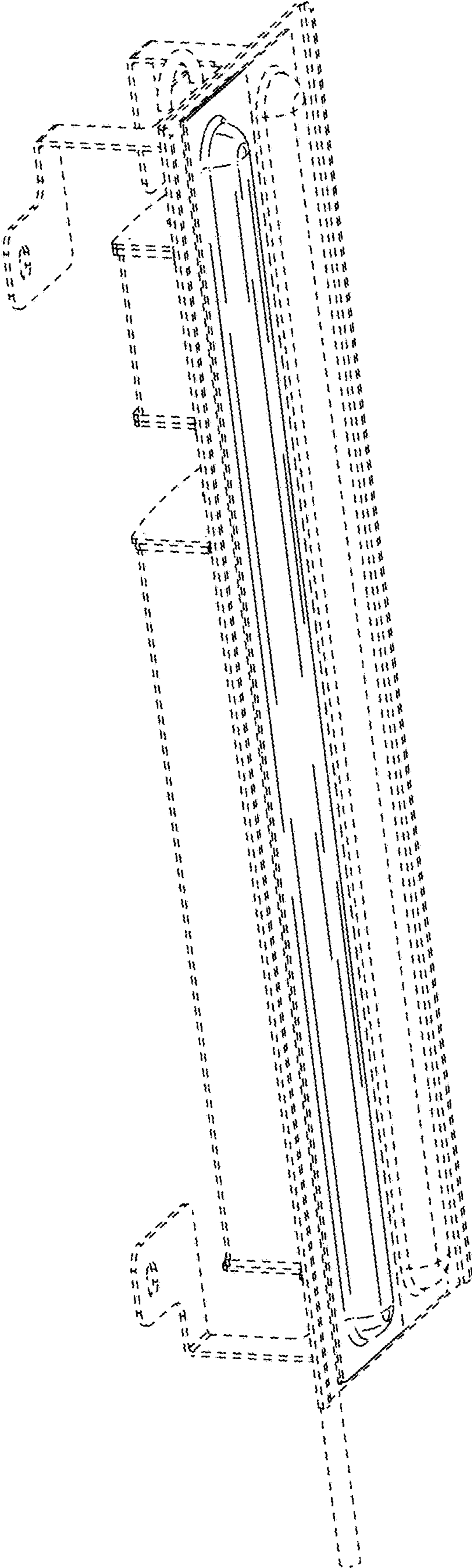


FIG. 8

UNITED STATES PATENT AND TRADEMARK OFFICE
CERTIFICATE OF CORRECTION

PATENT NO. : D793,619 S
APPLICATION NO. : 29/555561
DATED : August 1, 2017
INVENTOR(S) : Harris, Jr. et al.

Page 1 of 1


It is certified that error appears in the above-identified patent and that said Letters Patent is hereby corrected as shown below:

On the Title Page

In the DESCRIPTION:

“FIG. 5 is a another perspective view thereof;” should read --FIG. 5 is another perspective view thereof;--.

Signed and Sealed this
Seventh Day of November, 2017



Joseph Matal

*Performing the Functions and Duties of the
Under Secretary of Commerce for Intellectual Property and
Director of the United States Patent and Trademark Office*