



US00D793578S

(12) **United States Design Patent**
Rossi

(10) **Patent No.:** **US D793,578 S**

(45) **Date of Patent:** **** Aug. 1, 2017**

(54) **EXPANDABLE CONNECTOR FOR SHELTER**

(71) Applicant: **The Cricket System Incorporated,**
Newburyport, MA (US)

(72) Inventor: **John D. Rossi,** Newburyport, MA (US)

(73) Assignee: **THE CRICKET SYSTEM**
INCORPORATED, Newburyport, MA
(US)

(**) Term: **15 Years**

(21) Appl. No.: **29/544,993**

(22) Filed: **Nov. 9, 2015**

(51) **LOC (10) Cl.** **25-01**

(52) **U.S. Cl.**
USPC **D25/48.4**

(58) **Field of Classification Search**
USPC D25/4, 16, 17, 18, 32, 33, 48.1, 48.3,
D25/48.4, 55, 60; 49/168, 169, 171, 380,
49/470, 478.1, 505; 160/354

(Continued)

(56) **References Cited**

U.S. PATENT DOCUMENTS

2,711,564 A * 6/1955 Jackson E06B 1/08
49/380
2,728,956 A * 1/1956 Jackson B65D 85/70
49/380

(Continued)

FOREIGN PATENT DOCUMENTS

CN 3245980 * 7/2002

OTHER PUBLICATIONS

<http://visible-good.com/shelters/> Available Apr. 9, 2016.*
https://www.losberger.com/us/en_US/datasheet/heavy-duty-tag/
Retrieved Dec. 15, 2016.*

Primary Examiner — Susan Bennett Hattan

Assistant Examiner — Leanne Was-Englehart

(74) *Attorney, Agent, or Firm* — Lisa M. Warren, Esq.;
Stanley F. Chalvire, Esq.; Morse, Barnes-Brown &
Pendleton, P.C.

(57) **CLAIM**

The ornamental design for an expandable connector for shelter, as shown and described.

DESCRIPTION

FIG. 1 is a front perspective view of a first embodiment of the expandable connector for shelter in the expanded configuration.

FIG. 2 is a front view of a first embodiment of the expandable connector for shelter in the expanded configuration.

FIG. 3 is a back view of a first embodiment of the expandable connector for shelter in the expanded configuration.

FIG. 4 is a left side view of a first embodiment of the expandable connector for shelter in the expanded configuration.

FIG. 5 is a right side view of a first embodiment of the expandable connector for shelter in the expanded configuration.

FIG. 6 is a top view of a first embodiment of the expandable connector for shelter in the expanded configuration.

FIG. 7 is a bottom view of a first embodiment of the expandable connector for shelter in the expanded configuration.

FIG. 8 is a front perspective view of a first embodiment of the expandable connector for shelter in the collapsed configuration.

FIG. 9 is a front view of a first embodiment of the expandable connector for shelter in the collapsed configuration.

FIG. 10 is a back view of a first embodiment of the expandable connector for shelter in the collapsed configuration.

FIG. 11 is a left side view of a first embodiment of the expandable connector for shelter in the collapsed configuration.

(Continued)




FIG. 12 is a right side view of a first embodiment of the expandable connector for shelter in the collapsed configuration.

FIG. 13 is a top view of a first embodiment of the expandable connector for shelter in the collapsed configuration.

FIG. 14 is a bottom view of a first embodiment of the expandable connector for shelter in the collapsed configuration; and,

FIG. 15 is a left side view of a first embodiment of the expandable connector for shelter in the expanded configuration connecting two adjacent shelter structures.

The broken lines in the figures showing shelter structures depict environment only that forms no part of the claimed design.

1 Claim, 11 Drawing Sheets

(58) **Field of Classification Search**

CPC F25D 23/02; E06B 1/32
See application file for complete search history.

(56)

References Cited

U.S. PATENT DOCUMENTS

2,733,784	A *	2/1956	Berry	52/11
2,886,860	A *	5/1959	Zern	E06B 1/08 411/460
3,688,458	A *	9/1972	Inmon	F16B 12/22 52/280
3,778,528	A *	12/1973	Heifetz	E04B 1/34846 52/220.2
D249,963	S *	10/1978	Cosentino	D25/11
5,161,329	A *	11/1992	Brown	F25D 23/02 49/380
D378,543	S *	3/1997	Davlanes	D25/60
5,822,931	A *	10/1998	Galowitz	E06B 1/342 52/204.5
D406,904	S *	3/1999	Sronce	D25/48.3
D580,507	S *	11/2008	Huerta	D21/818
2007/0204514	A1 *	9/2007	Grimmett	E06B 7/32 49/169
2016/0201385	A1 *	7/2016	Ward	E06B 7/32 49/505

* cited by examiner




FIG. 1




FIG. 2




FIG. 3




FIG. 4




FIG. 5

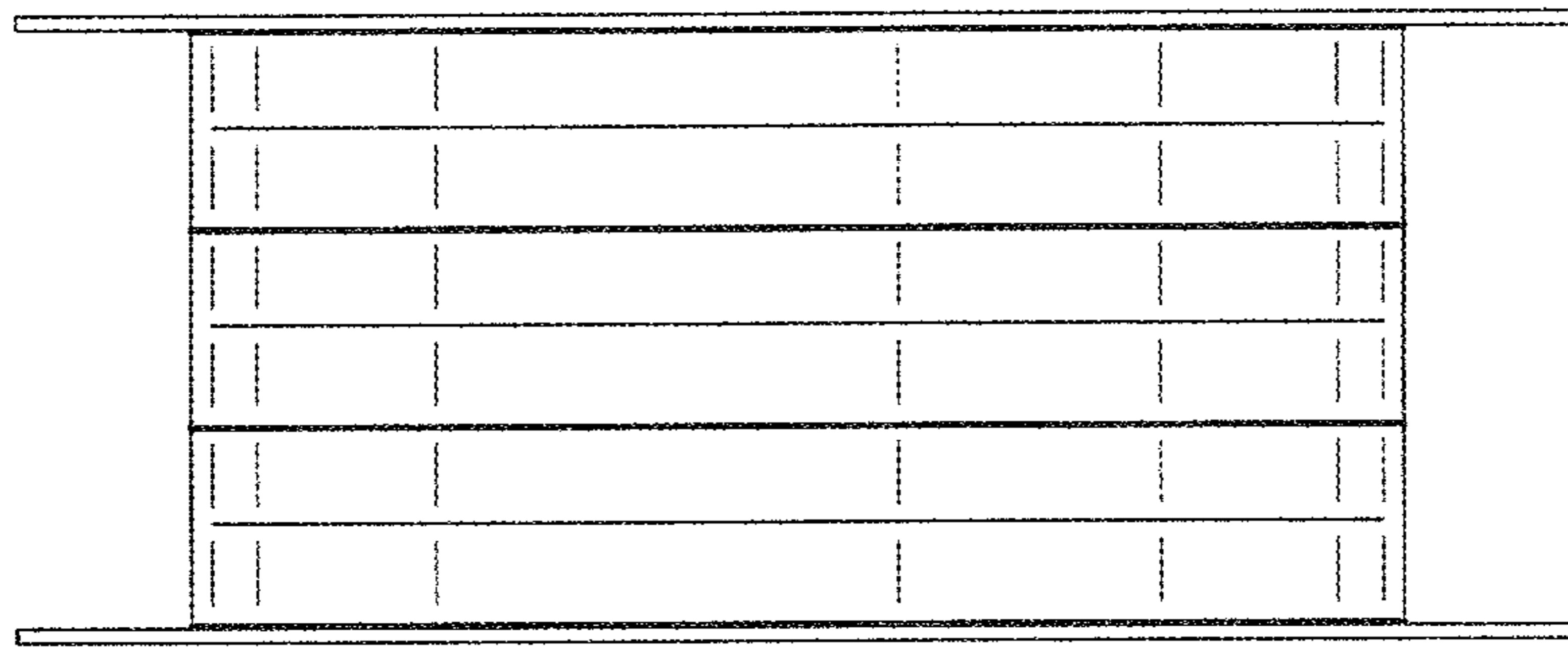


FIG. 6

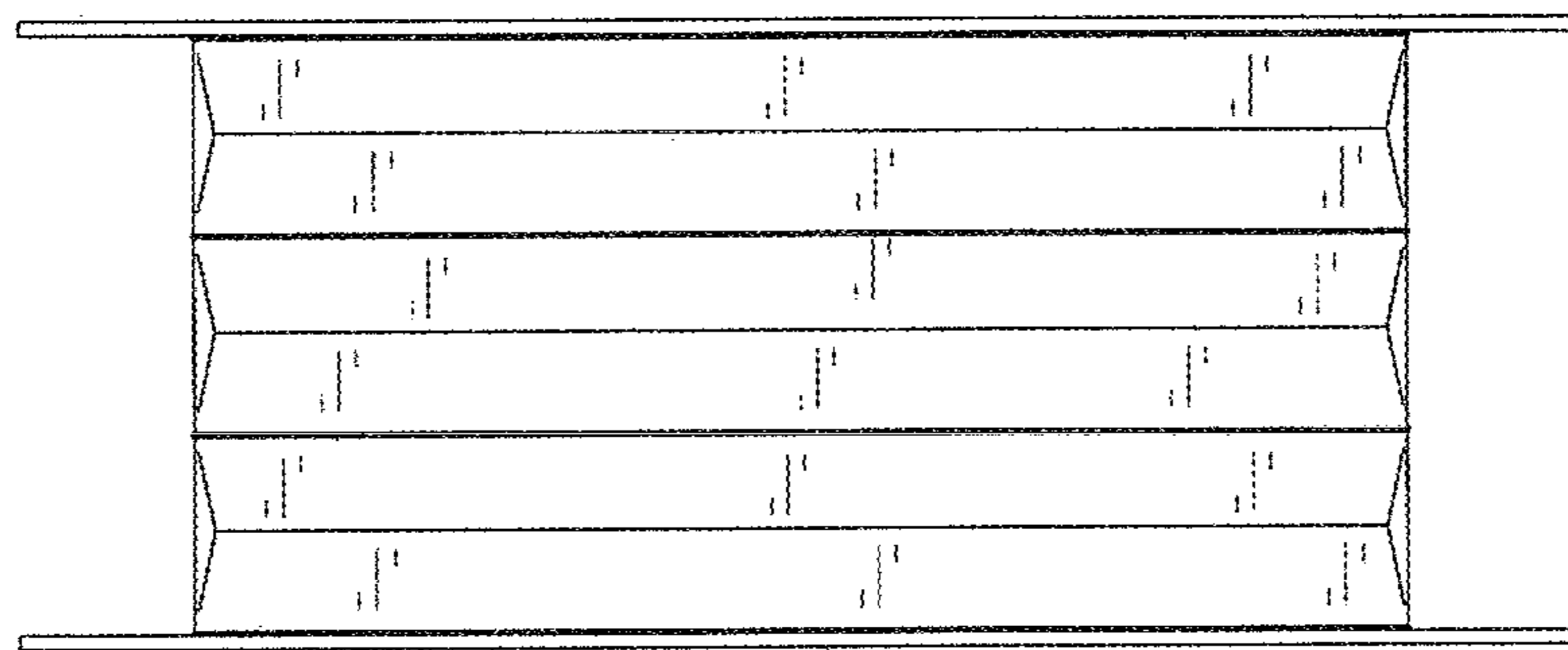


FIG. 7

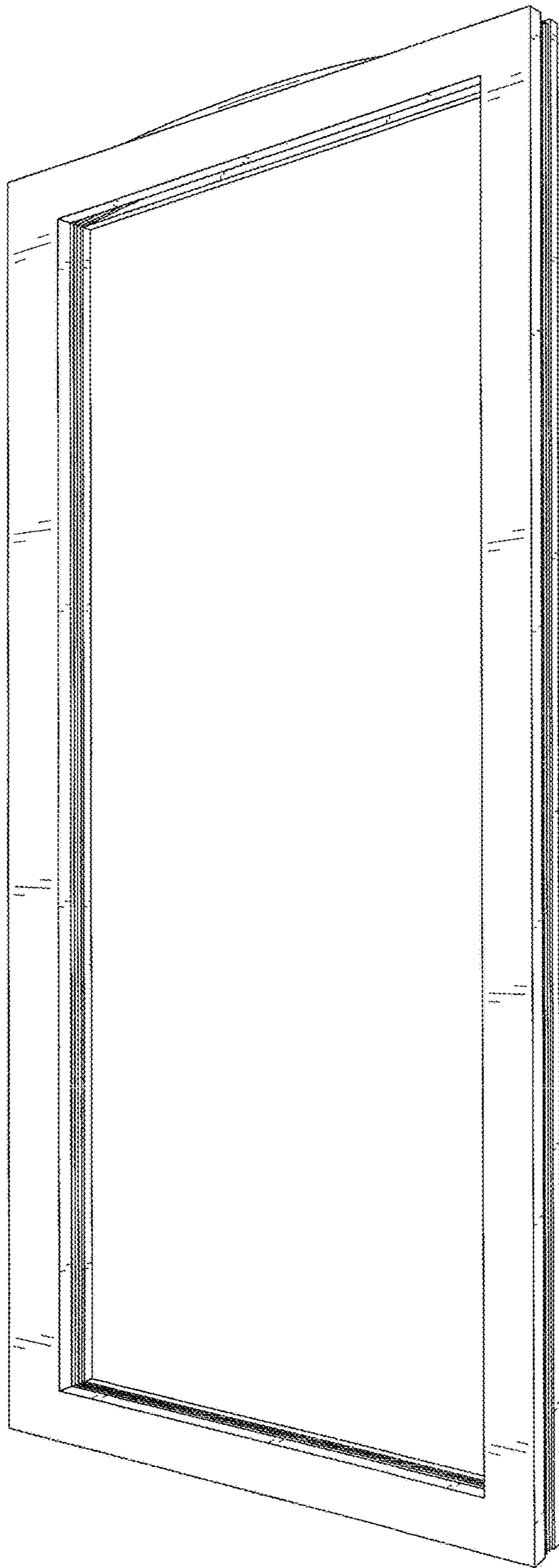


FIG. 8




FIG. 9




FIG. 10




FIG. 11



FIG. 12




FIG. 13




FIG. 14

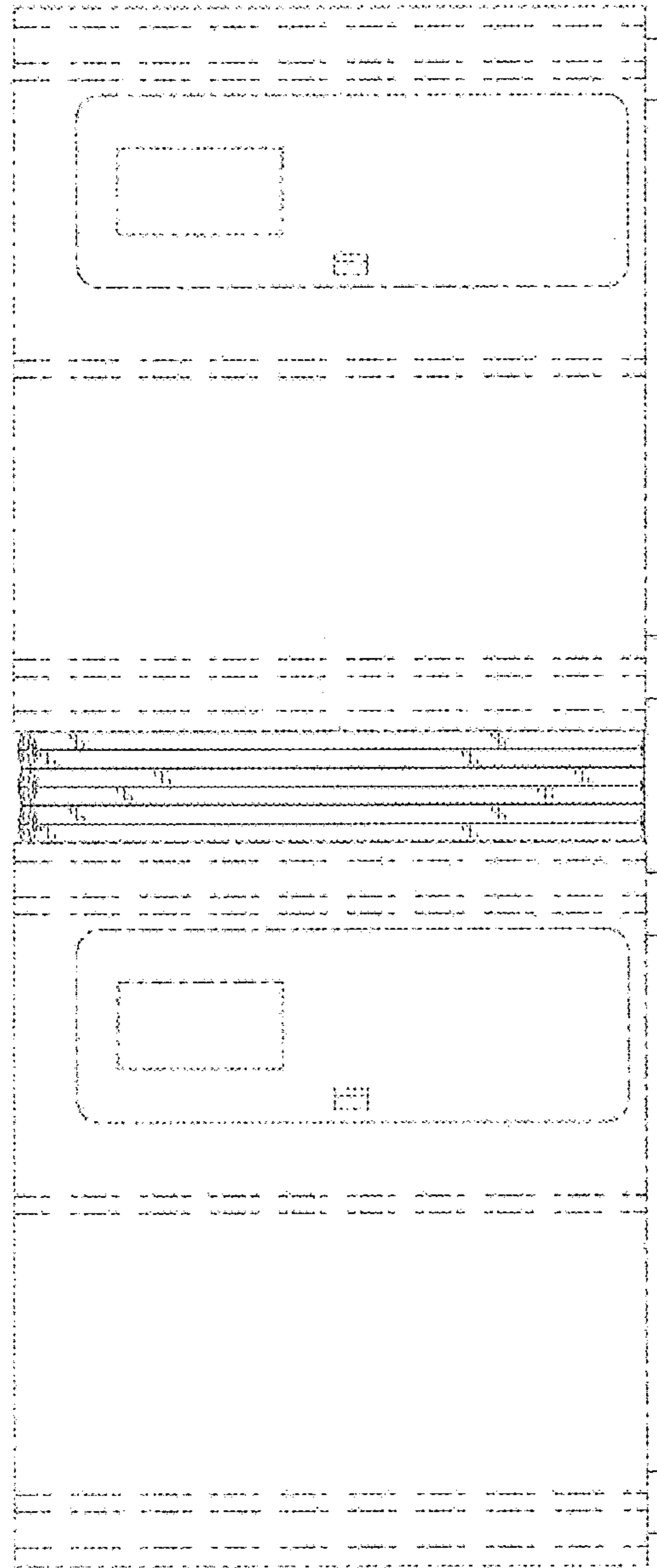


FIG. 15