



US00D793577S

(12) **United States Design Patent** (10) **Patent No.:** **US D793,577 S**
de Toth et al. (45) **Date of Patent:** **** Aug. 1, 2017**

(54) **FAIRY DOOR**

FOREIGN PATENT DOCUMENTS

(71) Applicants: **Alexis de Toth**, Venice, CA (US);
Mikki Pallas, Hermosa Beach, CA
(US)

CN 300696728 * 10/2007
GB 4043388 * 10/2015

(72) Inventors: **Alexis de Toth**, Venice, CA (US);
Mikki Pallas, Hermosa Beach, CA
(US)

OTHER PUBLICATIONS

<http://pressreleases.responsesource.com/news/86379/the-irish-fairy-door-company-wings-in-to-save-uk/>, Posted Mar. 6, 2015.*

(**) Term: **15 Years**

* cited by examiner

(21) Appl. No.: **29/549,820**

Primary Examiner — Susan Bennett Hattan

(22) Filed: **Dec. 28, 2015**

Assistant Examiner — Leanne Was-Englehart

(51) **LOC (10) Cl.** **25-02**

(74) *Attorney, Agent, or Firm* — Berliner & Associates

(52) **U.S. Cl.**

USPC **D25/48.3**

(58) **Field of Classification Search**

(57) **CLAIM**

USPC D11/157; D21/483, 506, 507; D25/48.1,
D25/48.3; 49/41; 52/211; 144/134.1,
144/137; 160/116, 180

The ornamental design for a fairy door, as shown and described.

CPC A63H 33/044; E06B 7/28; E06B 1/006

See application file for complete search history.

DESCRIPTION

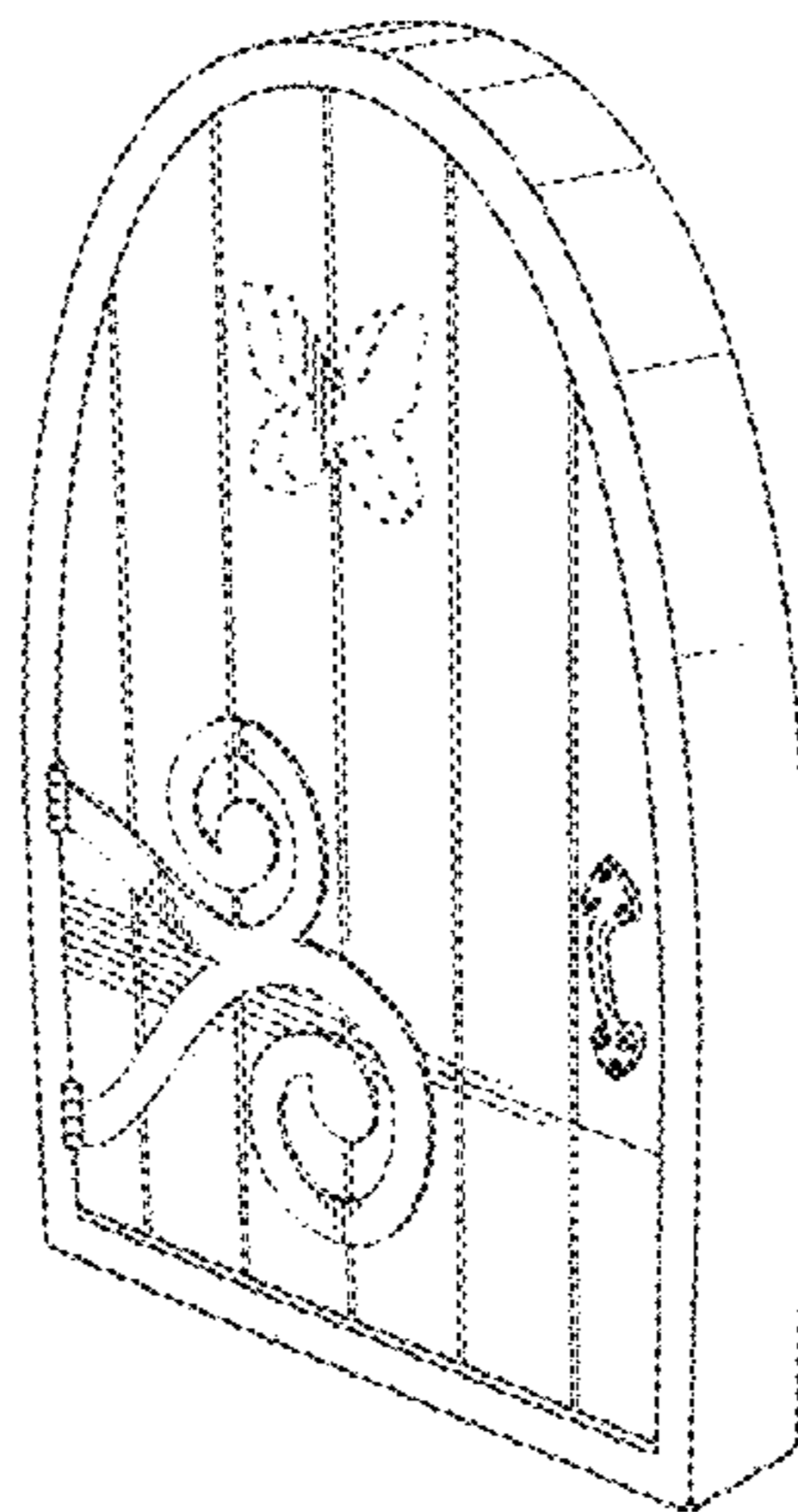
(56) **References Cited**

U.S. PATENT DOCUMENTS

| | | | | |
|-------------------|---------|------------|-------|-------------|
| 92,613 A * | 7/1869 | Judd | | E06B 7/22 |
| | | | | 160/330 |
| D254,678 S * | 4/1980 | Holden | | D21/507 |
| D275,119 S * | 8/1984 | Eicher | | D21/507 |
| 5,190,090 A * | 3/1993 | Mraz-Wasch | | A63H 33/044 |
| | | | | 160/116 |
| D556,628 S * | 12/2007 | Mechanic | | D11/157 |
| D556,629 S * | 12/2007 | Mechanic | | D11/157 |
| 7,650,917 B2 * | 1/2010 | Lynch | | B23Q 9/0078 |
| | | | | 144/134.1 |
| 2006/0000173 A1 * | 1/2006 | Edstrom | | B44C 5/04 |
| | | | | 52/313 |
| 2007/0113498 A1 * | 5/2007 | Warren | | E06B 1/006 |
| | | | | 52/211 |
| 2007/0277456 A1 * | 12/2007 | Prater | | E04C 3/38 |
| | | | | 52/211 |

FIG. 1 is a front-right side perspective view of a fairy door of this invention shown closed;
FIG. 2 is a front elevation view thereof;
FIG. 3 is a rear elevation view thereof;
FIG. 4 is a top view thereof;
FIG. 5 is a bottom view thereof;
FIG. 6 is a front-right side perspective view of the fairy door shown partially open;
FIG. 7 is a front elevation view of the fully open fairy door;
FIG. 8 is a rear elevation view of the fully open fairy door;
FIG. 9 is top view of the fully open fairy door; and,
FIG. 10 is bottom view of the fully open fairy door.
The broken lines are for the purpose of illustrating portions of the fairy door that form no part of the claimed design.

1 Claim, 6 Drawing Sheets



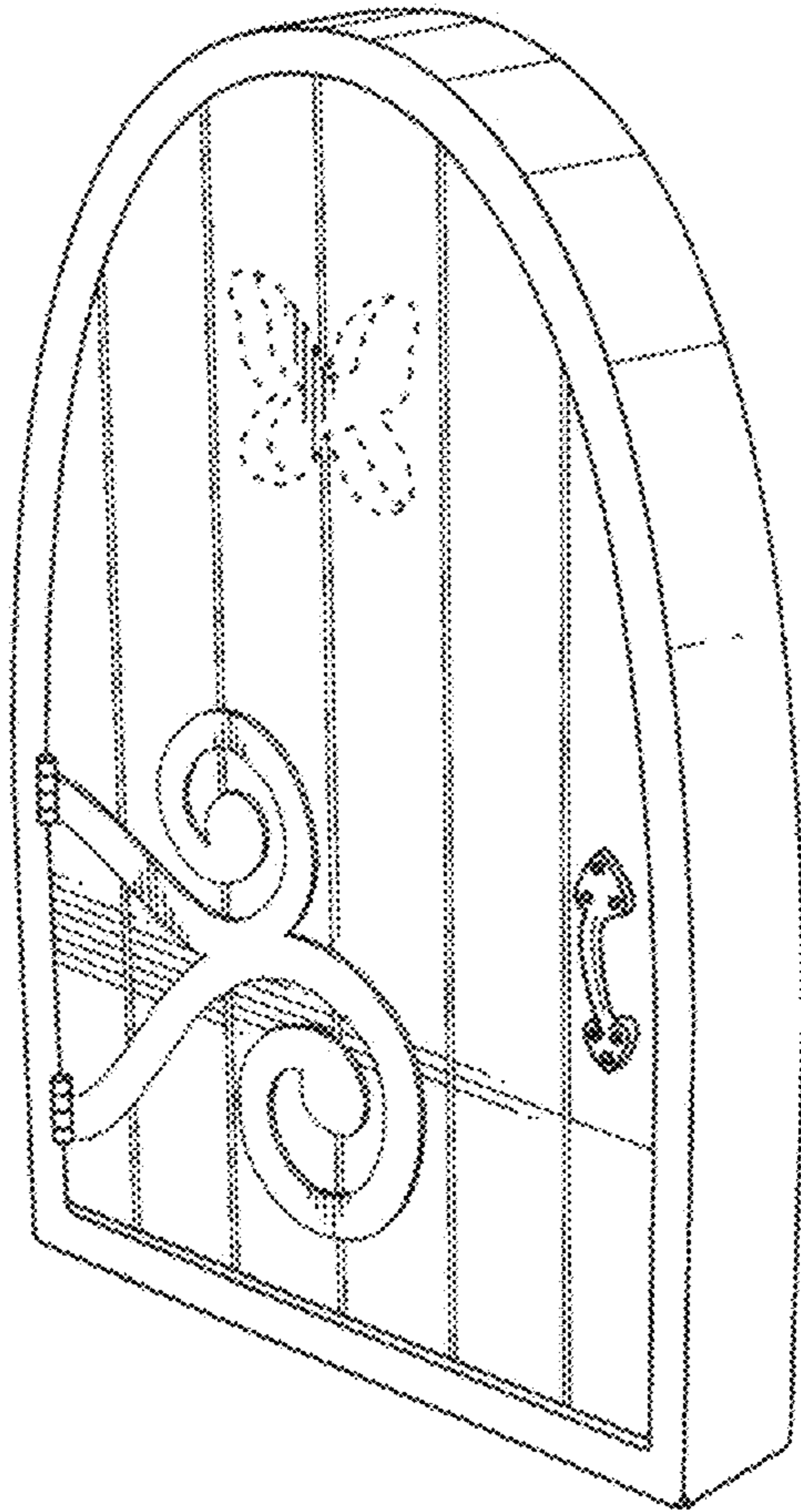


Fig. 1

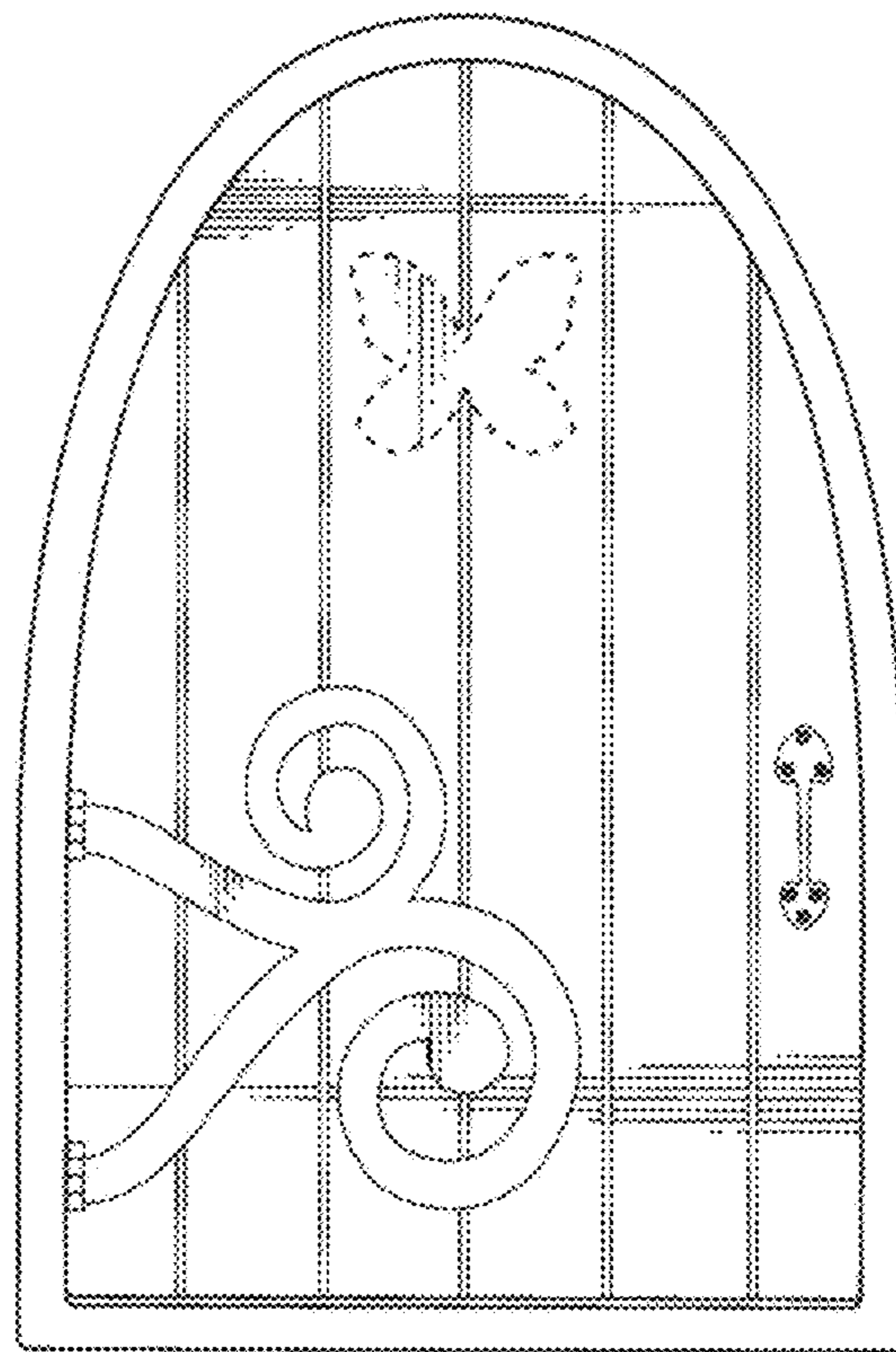


Fig. 2

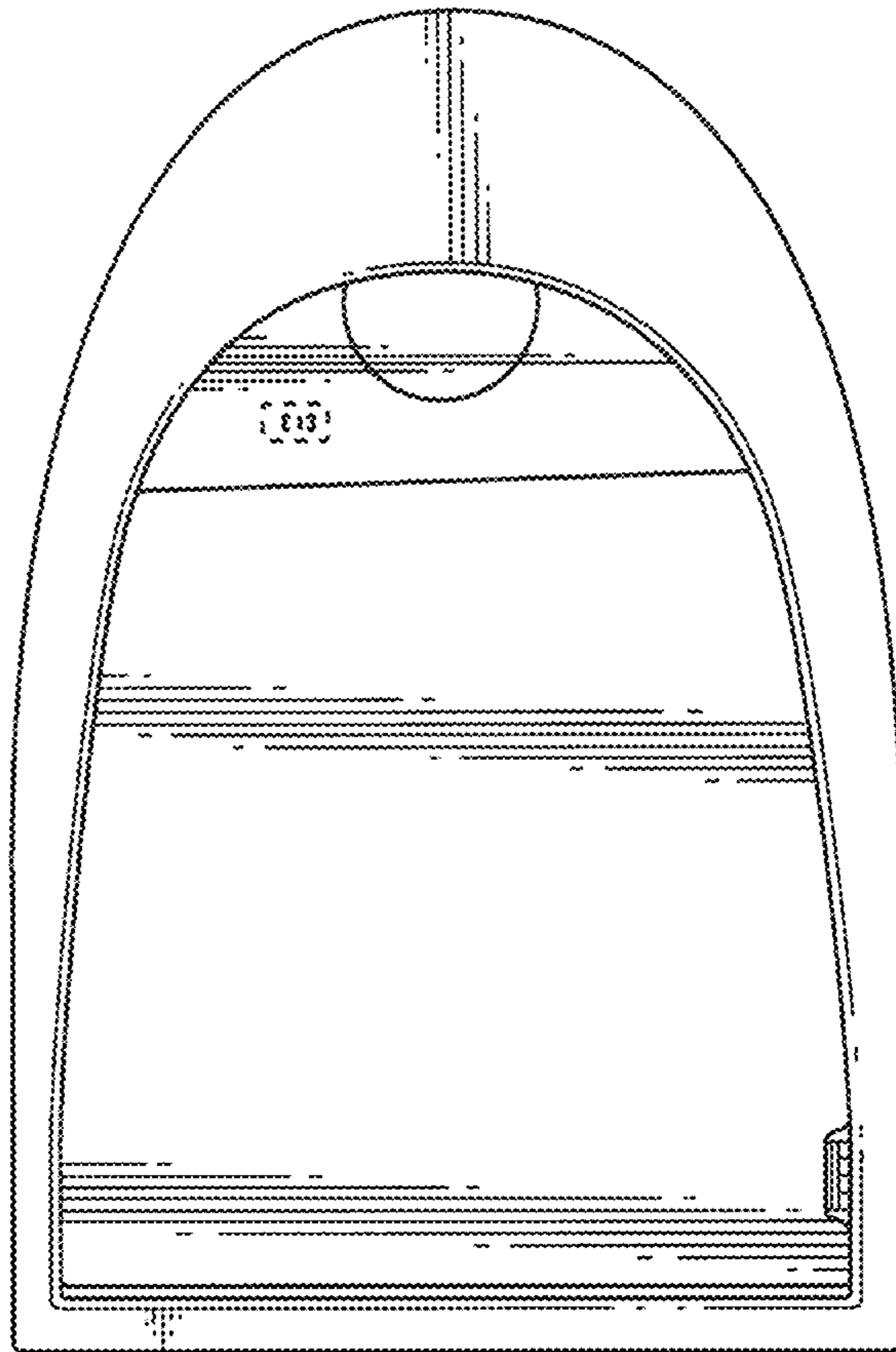


Fig. 3

Fig. 4


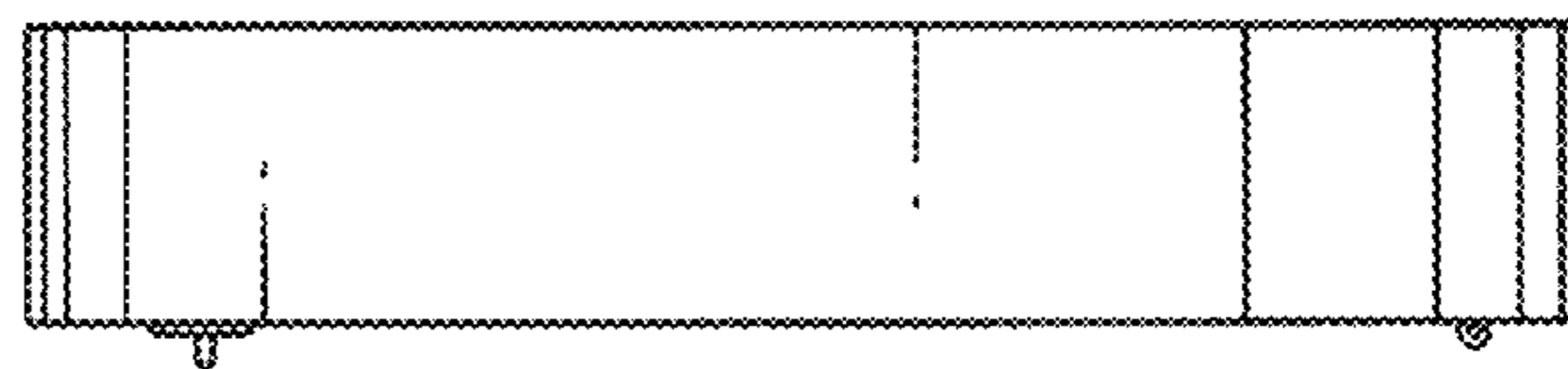


Fig. 5




Fig. 6

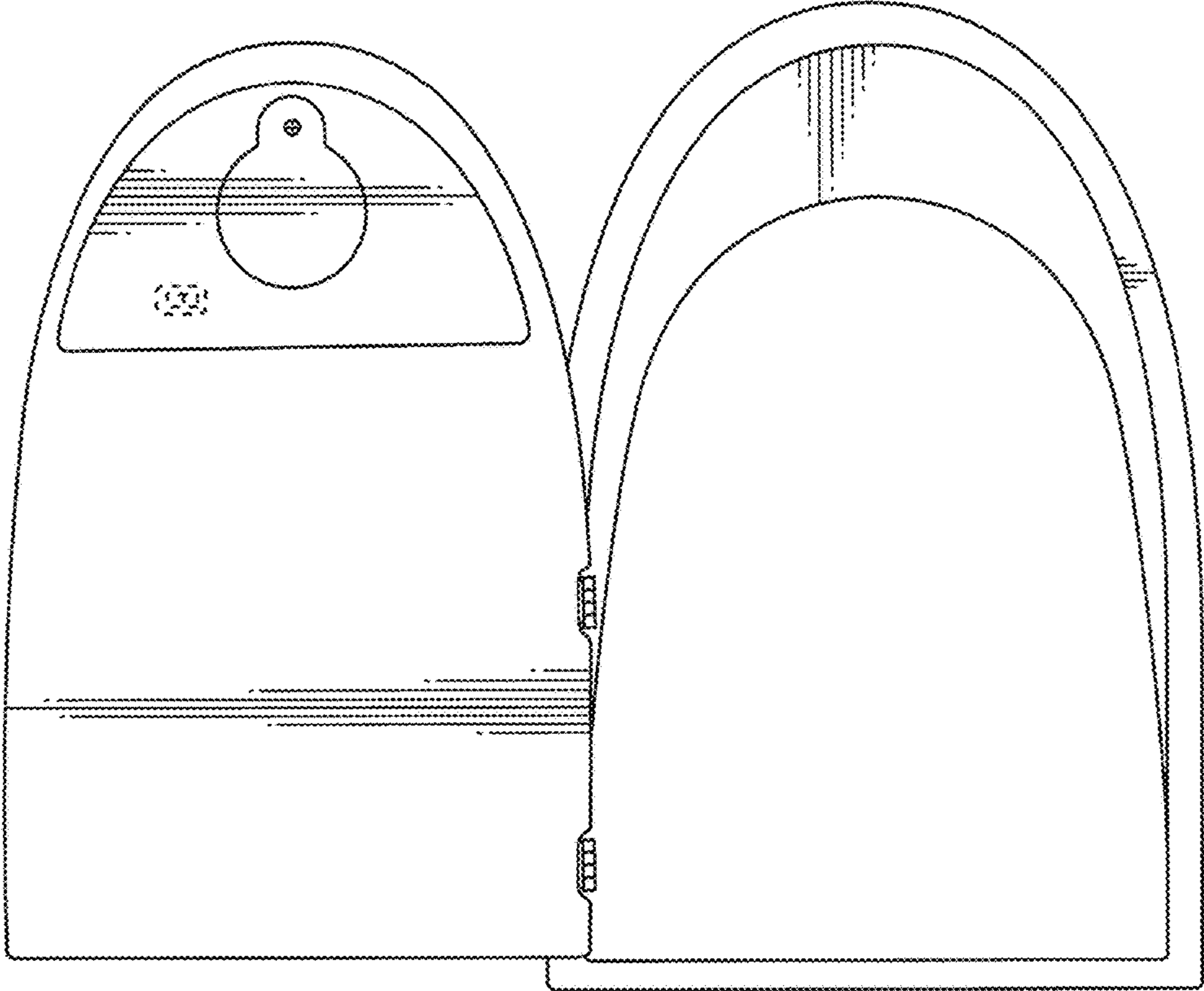


Fig. 7




Fig. 8

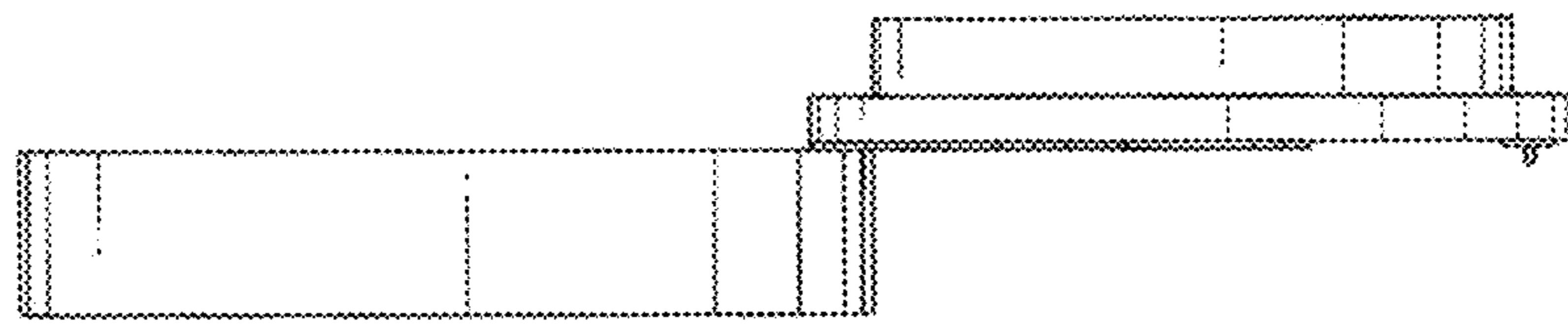


Fig. 9

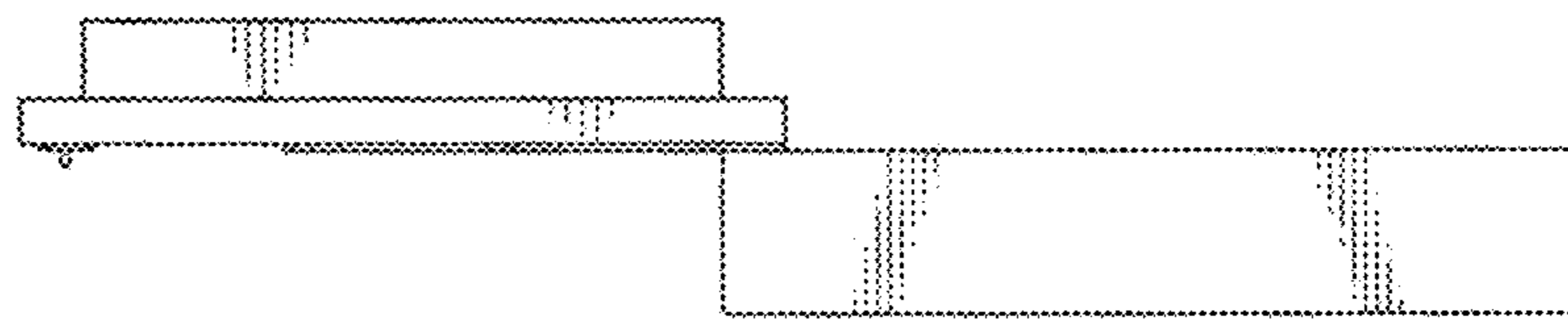


Fig. 10