



US00D793560S

(12) **United States Design Patent**  
**Lim**

(10) **Patent No.:** **US D793,560 S**

(45) **Date of Patent:** **\*\* Aug. 1, 2017**

- (54) **GRILLZ**
- (71) Applicant: **Sungshin Metal Co., Ltd.**, Goyang, Kyounggi-Do (KR)
- (72) Inventor: **Dongyoun Lim**, Kyounggi-do (KR)
- (73) Assignee: **Sungshin Metal Co., Ltd.**, Goyang, Kyounggi-do (KR)
- (\*\*) Term: **15 Years**
- (21) Appl. No.: **29/569,069**
- (22) Filed: **Jun. 23, 2016**
- (51) **LOC (10) Cl.** ..... **24-99**
- (52) **U.S. Cl.**  
USPC ..... **D24/181**
- (58) **Field of Classification Search**  
USPC ..... D24/176-182, 152, 156; 433/206  
CPC ..... A44C 15/007; A61C 13/08; A61C 13/081;  
A61C 13/082; A61C 13/0835; A61C  
13/225; A61C 5/00; A61C 5/20; A61C  
5/70; A61C 7/002  
See application file for complete search history.

(56) **References Cited**

**U.S. PATENT DOCUMENTS**

- 5,104,320 A \* 4/1992 Stoll ..... A61C 5/00  
433/206
- D344,588 S \* 2/1994 Park ..... D24/180
- 5,810,593 A \* 9/1998 White ..... A44C 15/007  
433/206
- D555,793 S \* 11/2007 White ..... A61C 5/70  
D24/181
- D692,144 S \* 10/2013 Lim ..... D24/180

- 2007/0059667 A1\* 3/2007 Lim ..... A44C 15/007  
433/219
- 2008/0020342 A1\* 1/2008 Kim ..... A44C 15/007  
433/167
- 2008/0076093 A1\* 3/2008 Kim ..... A44C 15/007  
433/206
- 2008/0108007 A1\* 5/2008 Kong ..... A44C 15/007  
433/8

**OTHER PUBLICATIONS**

Gold Grill with Diamond Cuts—PG026. King Johnny. [Retrieved on May 31, 2017]. Retrieved from the Internet: <URL: www.google.com>.\*

\* cited by examiner

*Primary Examiner* — Wan Laymon

(74) *Attorney, Agent, or Firm* — Mintz Levin Cohn Ferris Glovsky and Popeo, P.C.; Kongsik Kim

(57) **CLAIM**

The ornamental design for a grillz, as shown and described.

**DESCRIPTION**

FIG. 1 is a perspective view of a grillz according to the present invention.

FIG. 2 is a front view of the grillz of FIG. 1.

FIG. 3 is a rear view of the grillz of FIG. 1.

FIG. 4 is a left side view of the grillz of FIG. 1.

FIG. 5 is a right side view of the grillz of FIG. 1.

FIG. 6 is a top view of the grillz of FIG. 1.

FIG. 7 is a bottom view of the grillz of FIG. 1; and,

FIG. 8 is another perspective view of the grillz according to the present invention.

**1 Claim, 8 Drawing Sheets**

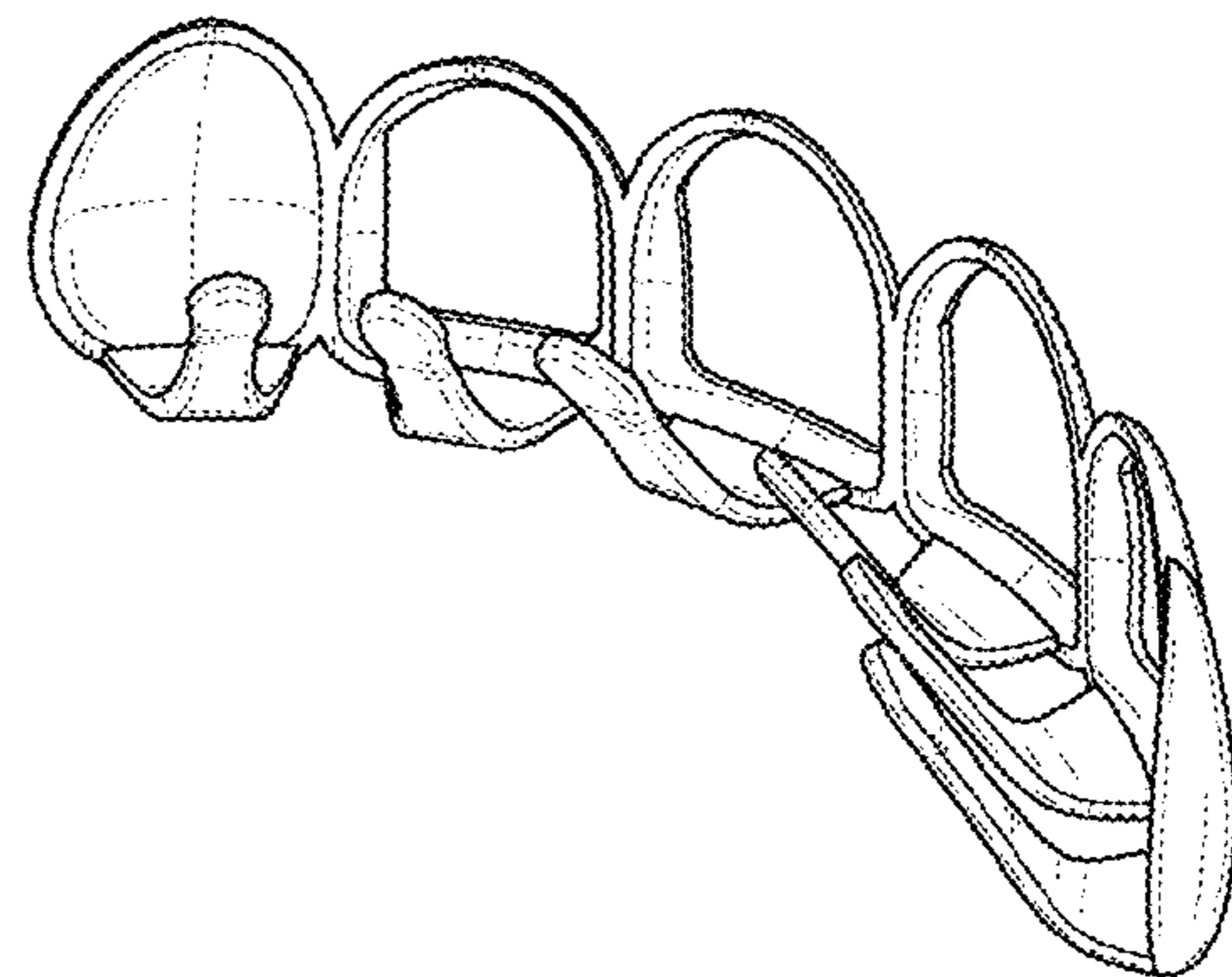
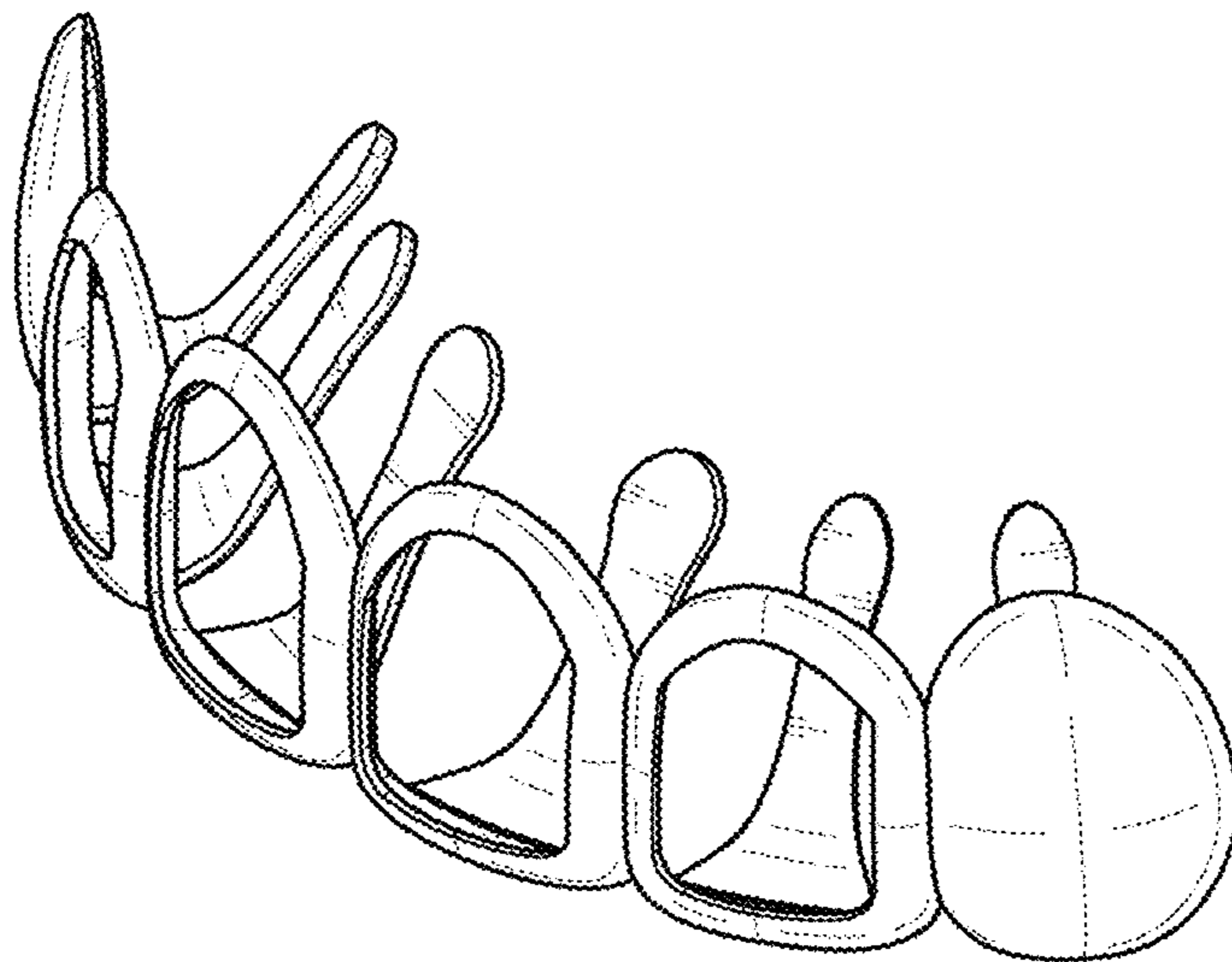


FIG. 1




FIG. 2

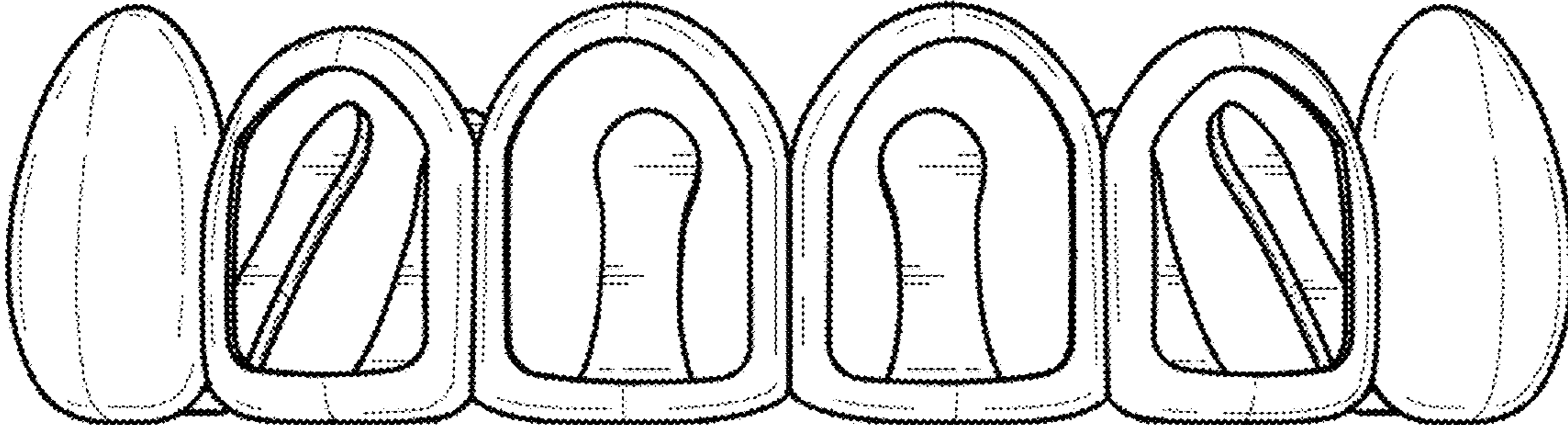
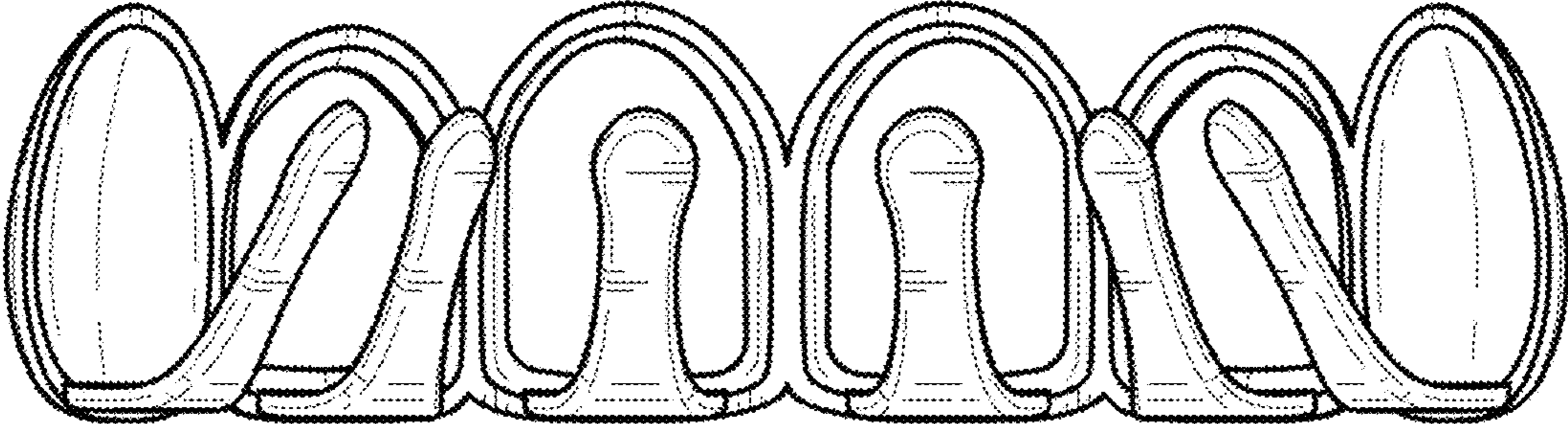
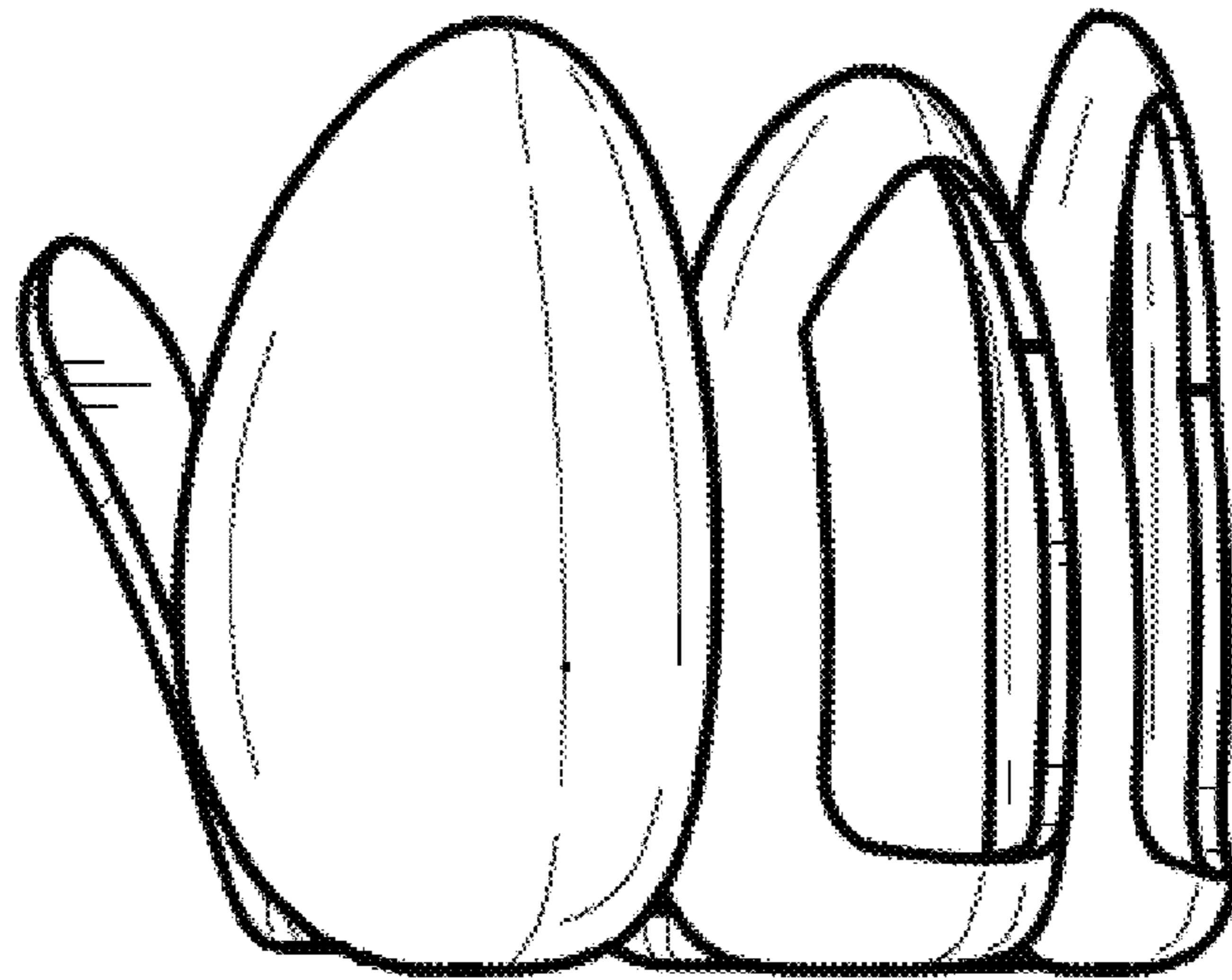


FIG. 3





**FIG. 4**



**FIG. 5**

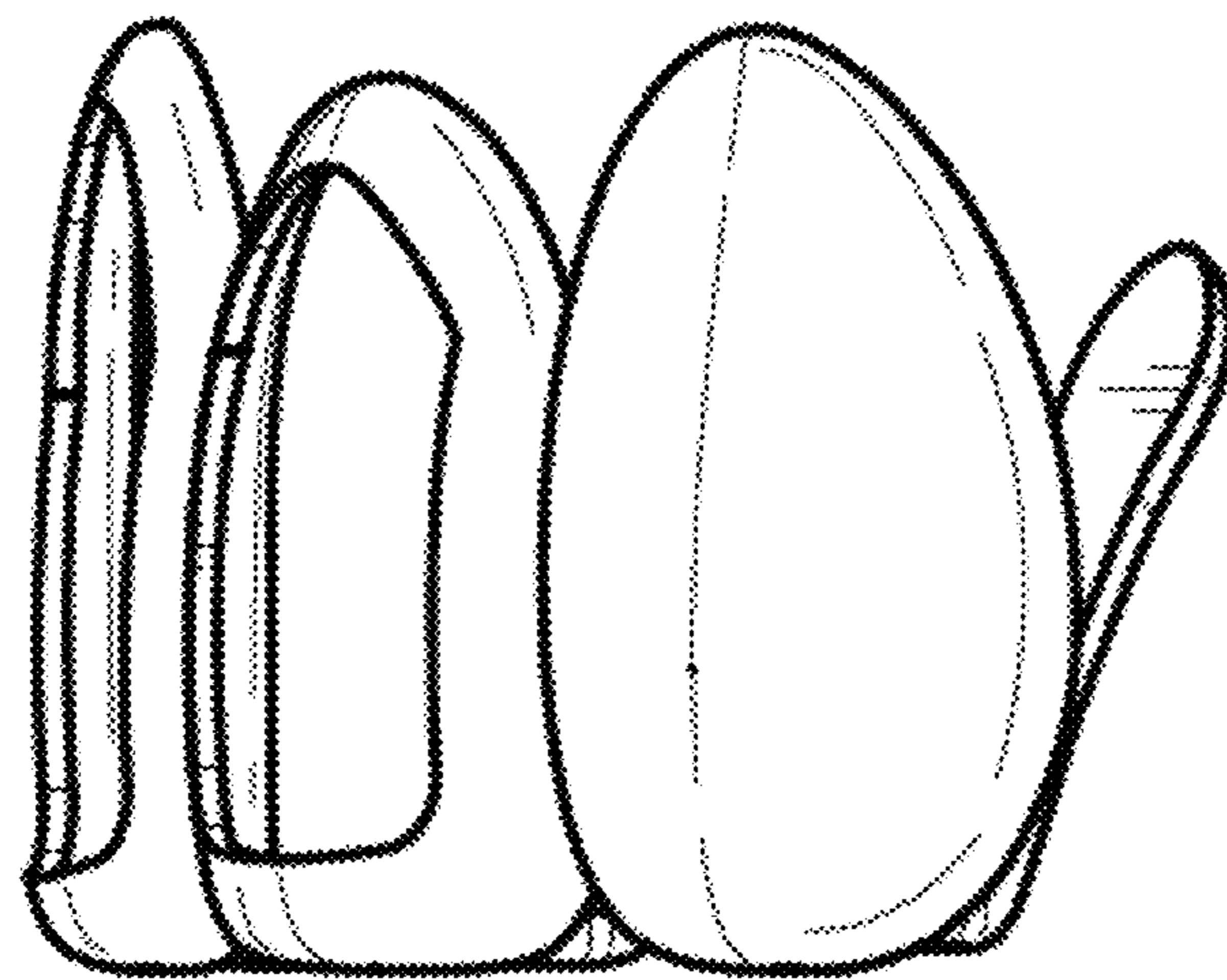


FIG. 6

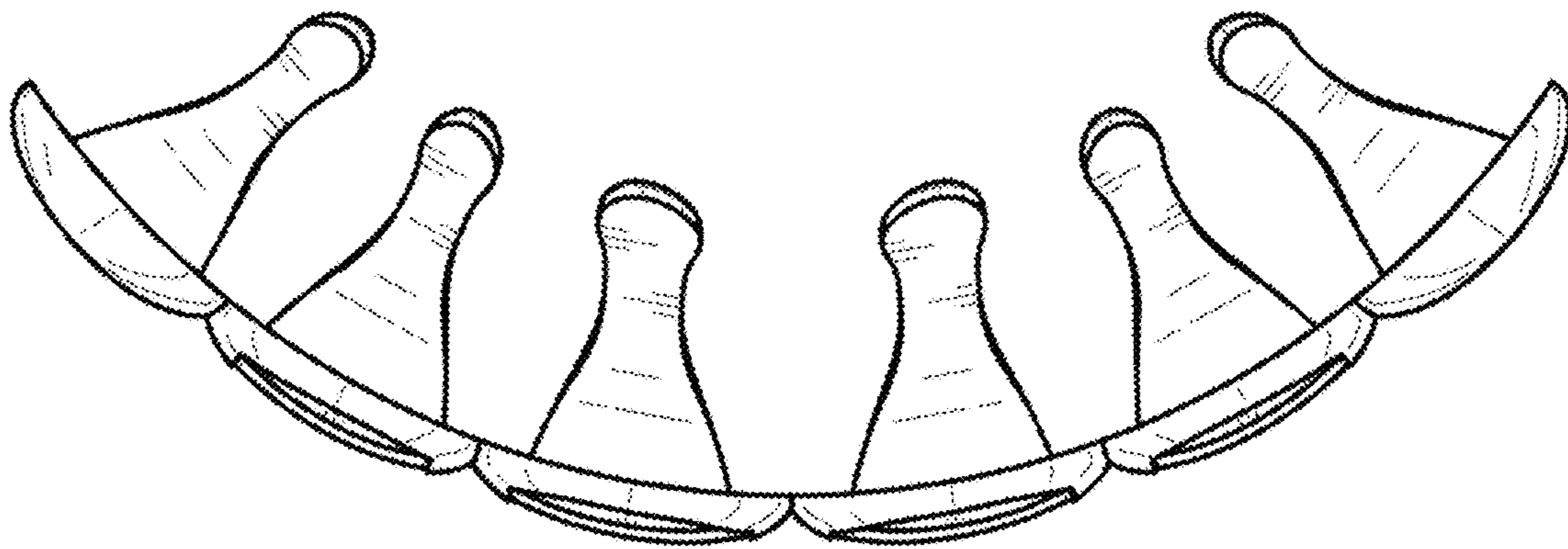


FIG. 7

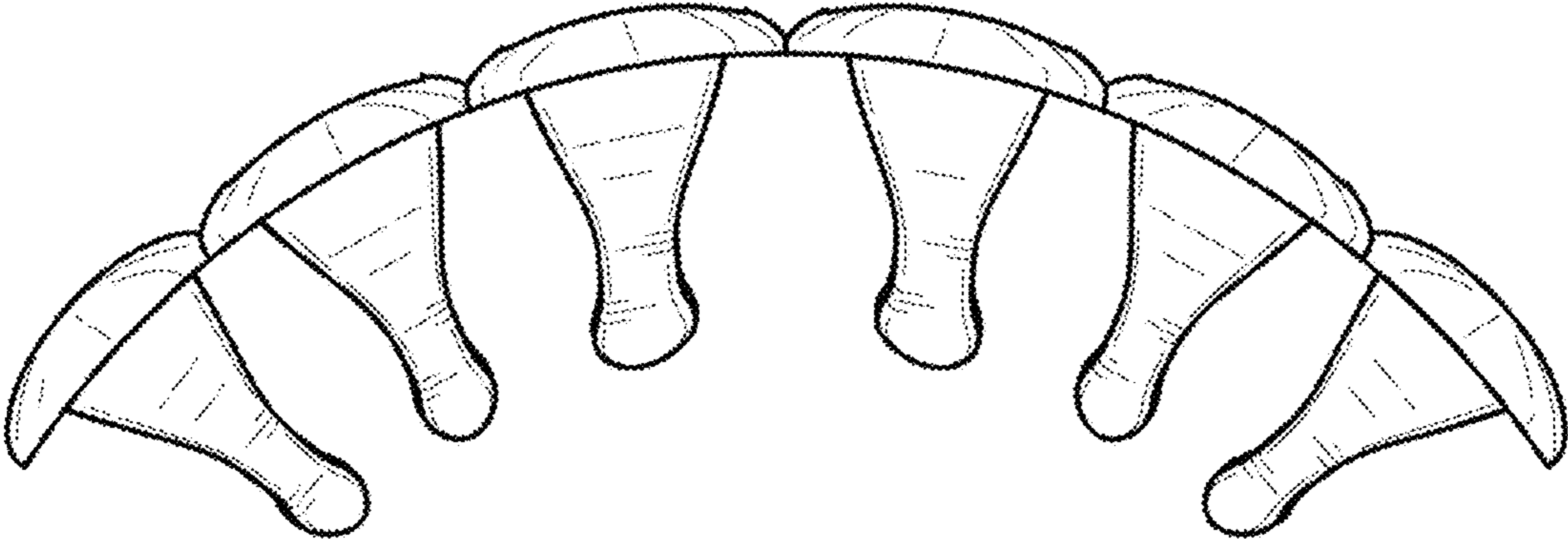




FIG. 8

