



US00D793548S

(12) **United States Design Patent** (10) **Patent No.:** **US D793,548 S**
Wexler (45) **Date of Patent:** **** Aug. 1, 2017**

(54) **MAXI PAD**
(71) Applicant: **Michelle Wexler**, Chicago, IL (US)
(72) Inventor: **Michelle Wexler**, Chicago, IL (US)
(**) Term: **14 Years**
(21) Appl. No.: **29/522,499**
(22) Filed: **Mar. 31, 2015**
(51) **LOC (10) Cl.** **24-04**
(52) **U.S. Cl.**
USPC **D24/125**
(58) **Field of Classification Search**
USPC D2/704, 705, 961; D5/6, 45, 53, 57, 58;
D21/604, 611, 613, 621, 625, 659;
D24/124, 125, 126, 141, 189;
604/385.03, 385.04, 387, 389; D3/211;
D8/103, 356; D11/30, 31, 33, 44, 48, 52,
D11/81, 82; D22/117, 199; D28/41
CPC A61F 13/15; A61F 13/64; A61F 13/476;
A61F 13/5611; A61F 13/5633; A61F
2013/16; A61F 2013/4708
See application file for complete search history.

D414,367 S * 9/1999 Esseltine D6/597
D433,572 S * 11/2000 Bissah D5/37
D449,936 S * 11/2001 Cohen D5/37
D465,146 S * 11/2002 Kopplin D8/356
D474,967 S * 5/2003 Kaneko D9/438
D487,014 S * 2/2004 Kelleghan D8/356
D511,409 S * 11/2005 Giral D2/705
D516,731 S * 3/2006 Harris D24/208
D516,854 S * 3/2006 Emoff D6/599
D518,163 S * 3/2006 Ball D23/404
D536,737 S * 2/2007 Lee D19/90
D542,410 S * 5/2007 Gubernick D24/125
D571,461 S * 6/2008 Plante D24/124
D571,911 S * 6/2008 Osterberg D24/105
D573,669 S * 7/2008 Ross D21/627
D583,934 S * 12/2008 Li D24/124

(Continued)

Primary Examiner — Susan E Krakower
Assistant Examiner — Lisa A Grabenstetter
(74) *Attorney, Agent, or Firm* — Seyfarth Shaw LLP

(57) **CLAIM**

The ornamental design for a maxi pad, as shown and described.

(56) **References Cited**


U.S. PATENT DOCUMENTS

3,339,208 A * 9/1967 Marbach A41B 9/002
128/891
3,906,952 A * 9/1975 Zamist A61F 13/82
604/372
4,079,739 A * 3/1978 Whitehead A61F 13/15674
604/365
4,548,603 A * 10/1985 Ichijo A61F 13/42
428/16
4,765,465 A * 8/1988 Yamada A47G 19/2227
206/217
4,829,613 A * 5/1989 Yon A61F 5/01
128/846
D302,831 S * 8/1989 Lau D19/65
D409,390 S * 5/1999 Trombetta D24/125

DESCRIPTION

FIG. 1 is a front perspective view of a maxi pad showing my new design; and,
FIG. 2 is a top plan view thereof.
The bottom view of the maxi pad, which is not shown in the drawing disclosure, forms no part of the claimed design.
The dot-dash-dot broken lines represent a boundary to claim and form no part of the claimed design.
The dash-dash broken lines represent portions of the maxi pad which form no part of the claimed design.
The broken line that runs parallel to the uppermost claimed border of the design represents unclaimed stitching.

1 Claim, 2 Drawing Sheets



(56)

References Cited

U.S. PATENT DOCUMENTS

D585,984	S *	2/2009	Cardin	D24/124
D605,495	S *	12/2009	Elhaj	D8/347
D621,296	S *	8/2010	Kennelty	D11/210
D641,867	S *	7/2011	Hood	D24/124
D645,261	S *	9/2011	Puskas	D6/303
D651,668	S *	1/2012	Rappaport-Rowan	D21/621
D663,920	S *	7/2012	Wexler	D2/712
8,230,520	B2 *	7/2012	Riondato	A41D 1/084 2/275
D673,885	S *	1/2013	Seay	D12/125
D674,894	S *	1/2013	Hood	D24/124
D679,808	S *	4/2013	Hood	D24/124
D690,901	S *	10/2013	Wexler	D2/712
D701,367	S *	3/2014	Wexler	D2/712
D731,295	S *	6/2015	Kelleghan	D8/356
2007/0282288	A1 *	12/2007	Noda	A61F 13/4704 604/385.16
2010/0082008	A1 *	4/2010	Gagliardi	A61F 13/551 604/387
2012/0310201	A1 *	12/2012	Oates	A61F 13/5514 604/385.02

* cited by examiner

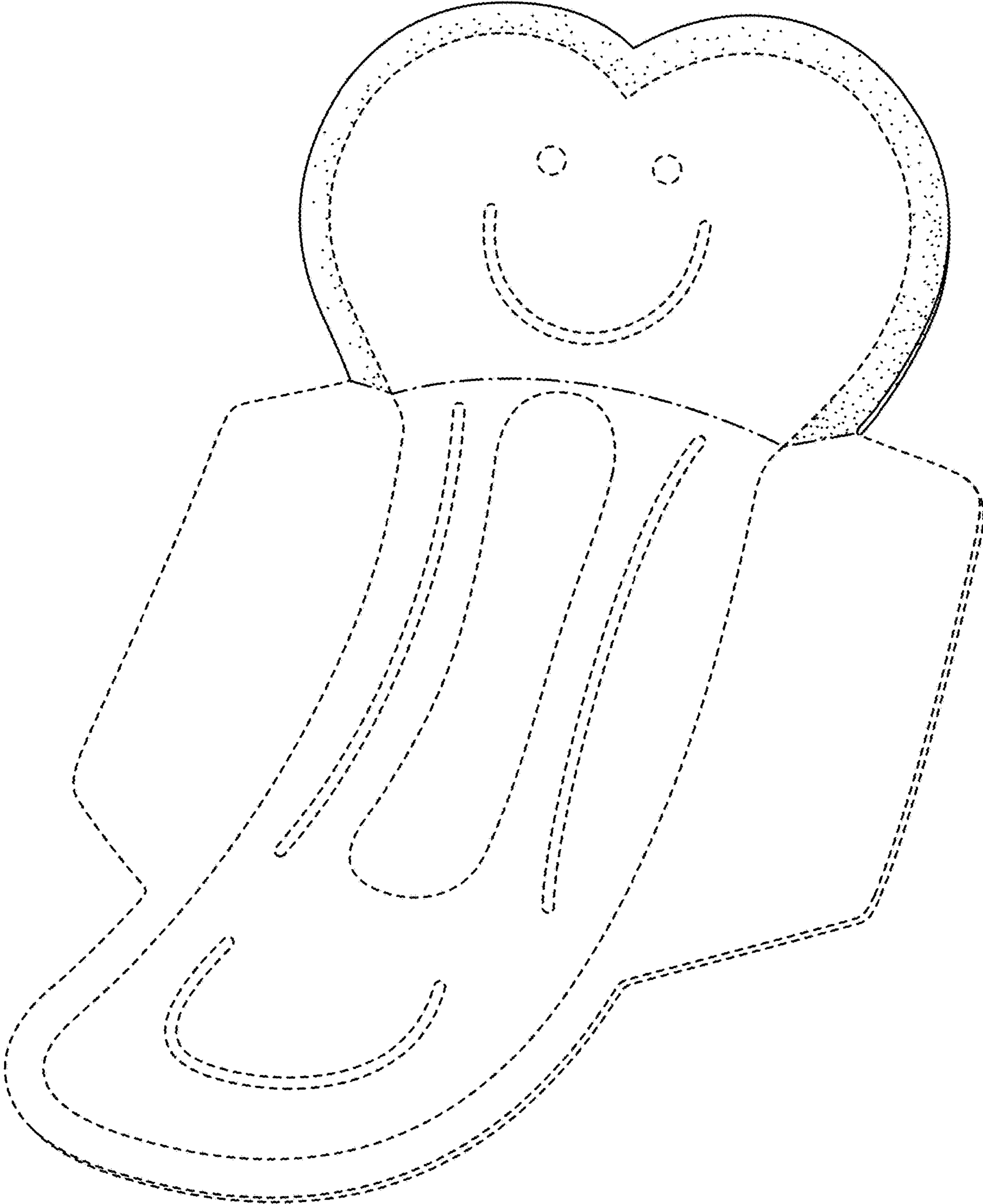


FIG. 1

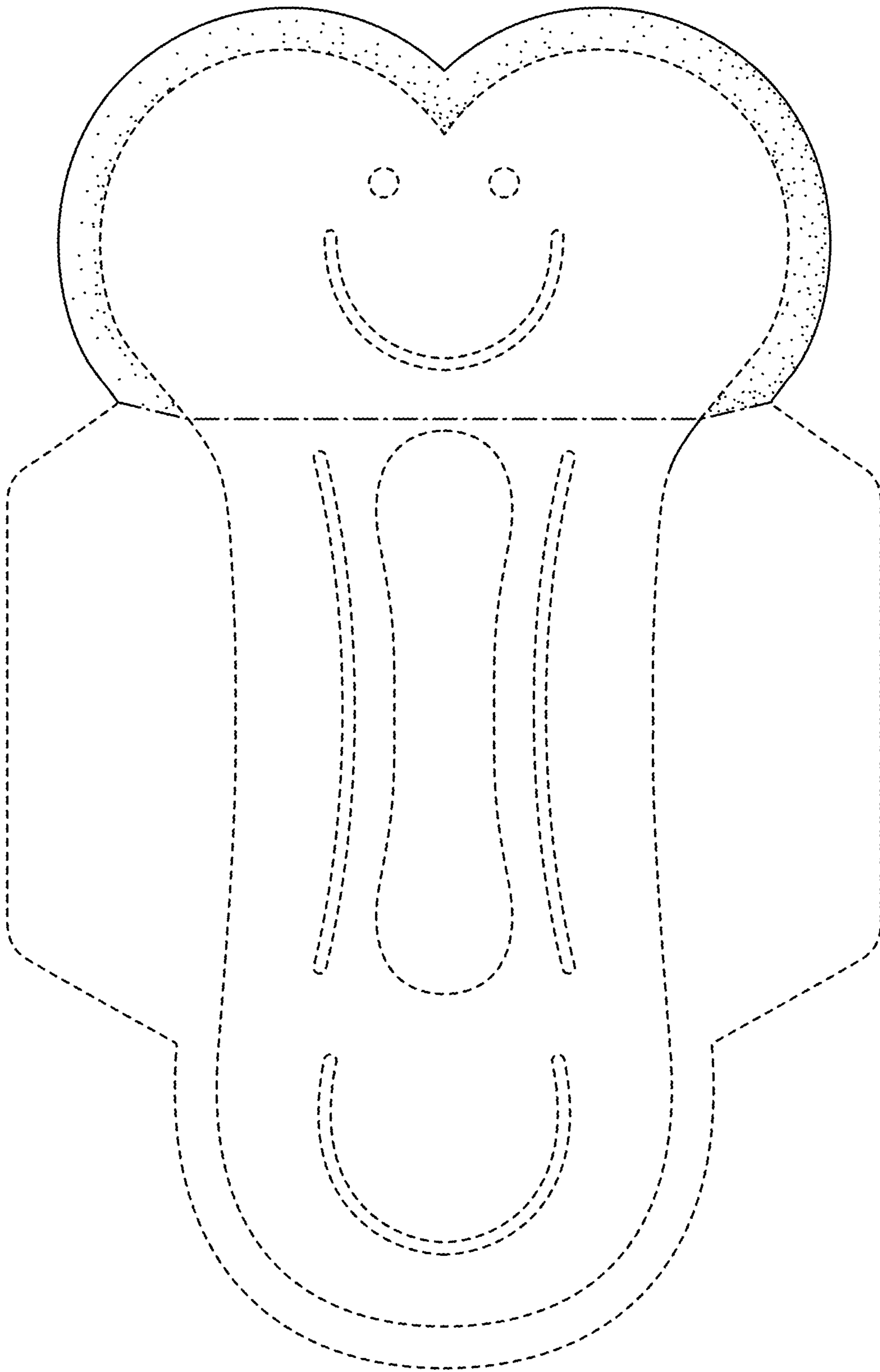


FIG. 2