



US00D793519S

(12) **United States Design Patent**  
**Grammond**

(10) **Patent No.:** **US D793,519 S**

(45) **Date of Patent:** **\*\* Aug. 1, 2017**

(54) **FISHING ROD**

(71) Applicant: **Joseph E. Grammond**, Zap, ND (US)

(72) Inventor: **Joseph E. Grammond**, Zap, ND (US)

(\*\*) Term: **15 Years**

(21) Appl. No.: **29/505,678**

(22) Filed: **Dec. 29, 2015**

(51) **LOC (10) Cl.** ..... **22-05**

(52) **U.S. Cl.**  
USPC ..... **D22/138**

(58) **Field of Classification Search**  
USPC ..... D22/137-142; 43/18.1 R, 18.5, 19-23,  
43/21.2, 25.2; 242/223-224, 229, 241,  
242/311

CPC .... A01K 87/00; A01K 89/0114; A01K 97/06;  
A01K 97/10

See application file for complete search history.

(56) **References Cited**

**U.S. PATENT DOCUMENTS**

- 464,661 A 12/1891 Deakin
- 2,715,292 A \* 8/1955 Williams ..... A01K 97/06  
43/25.2
- 3,084,885 A \* 4/1963 Hornbostel ..... A01K 89/0114  
242/242
- 3,115,722 A \* 12/1963 Mann ..... A01K 97/10  
43/21.2

3,186,122 A \* 6/1965 Clock ..... A01K 87/00  
43/18.5

5,175,953 A 1/1993 Lesnock

5,517,786 A 5/1996 Peissig

D596,263 S \* 7/2009 LaTouche ..... D22/138

D607,531 S \* 1/2010 Chen ..... D22/137

D750,195 S \* 2/2016 Leffler ..... D22/137

\* cited by examiner

*Primary Examiner* — Catheri Oliver-Garcia

(74) *Attorney, Agent, or Firm* — Paul R. Martin

(57) **CLAIM**

The ornamental design for a fishing rod, as shown and described.

**DESCRIPTION**

FIG. 1 is a perspective view of the fishing rod showing my new design;

FIG. 2 is an enlarged rear perspective view thereof;

FIG. 3 is a bottom plan view thereof.

FIG. 4 is a top plan view thereof.

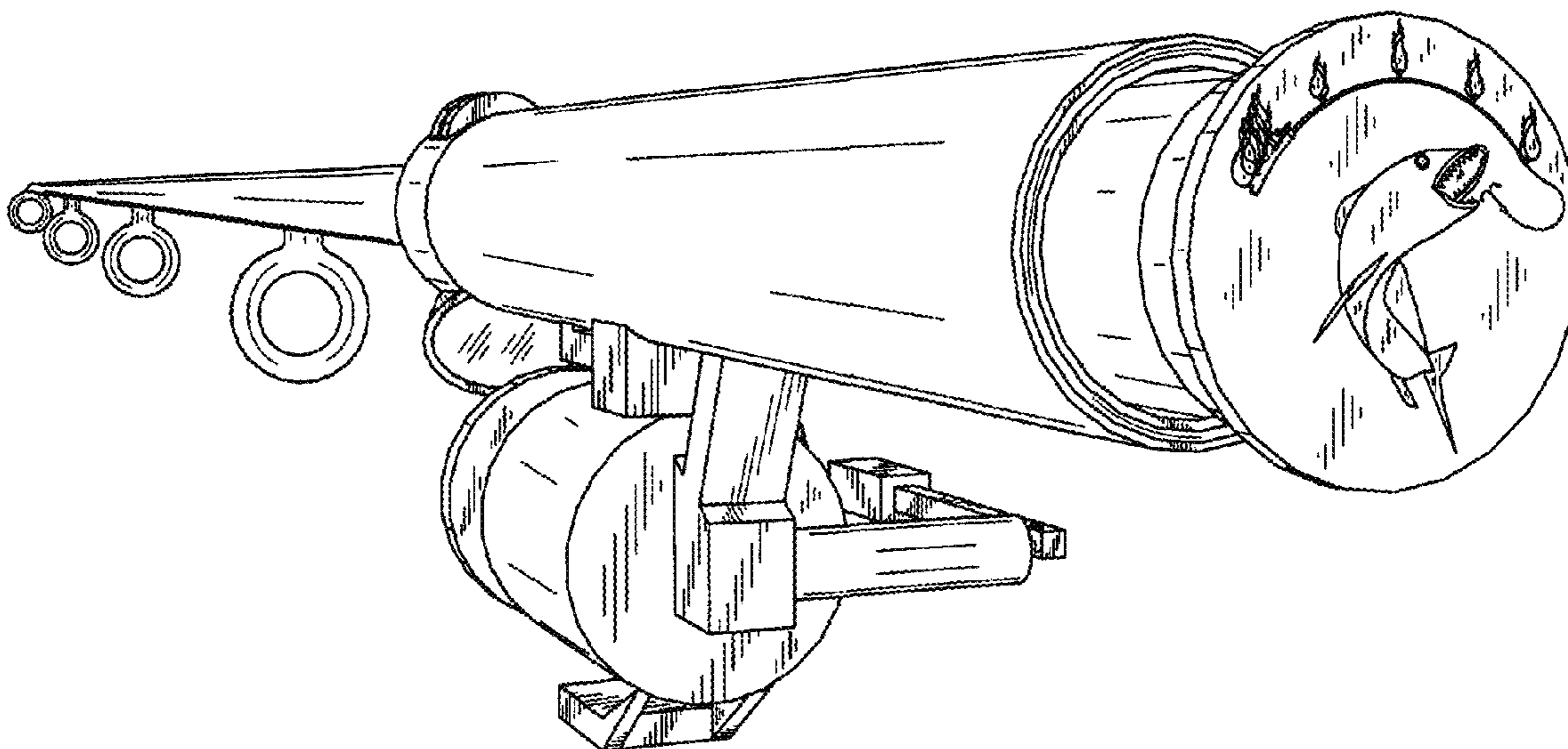
FIG. 5 is a front elevational view thereof;

FIG. 6 is a rear elevational view thereof;

FIG. 7 is a left side elevational view thereof; and,

FIG. 8 is a right side elevational view thereof.

**1 Claim, 4 Drawing Sheets**



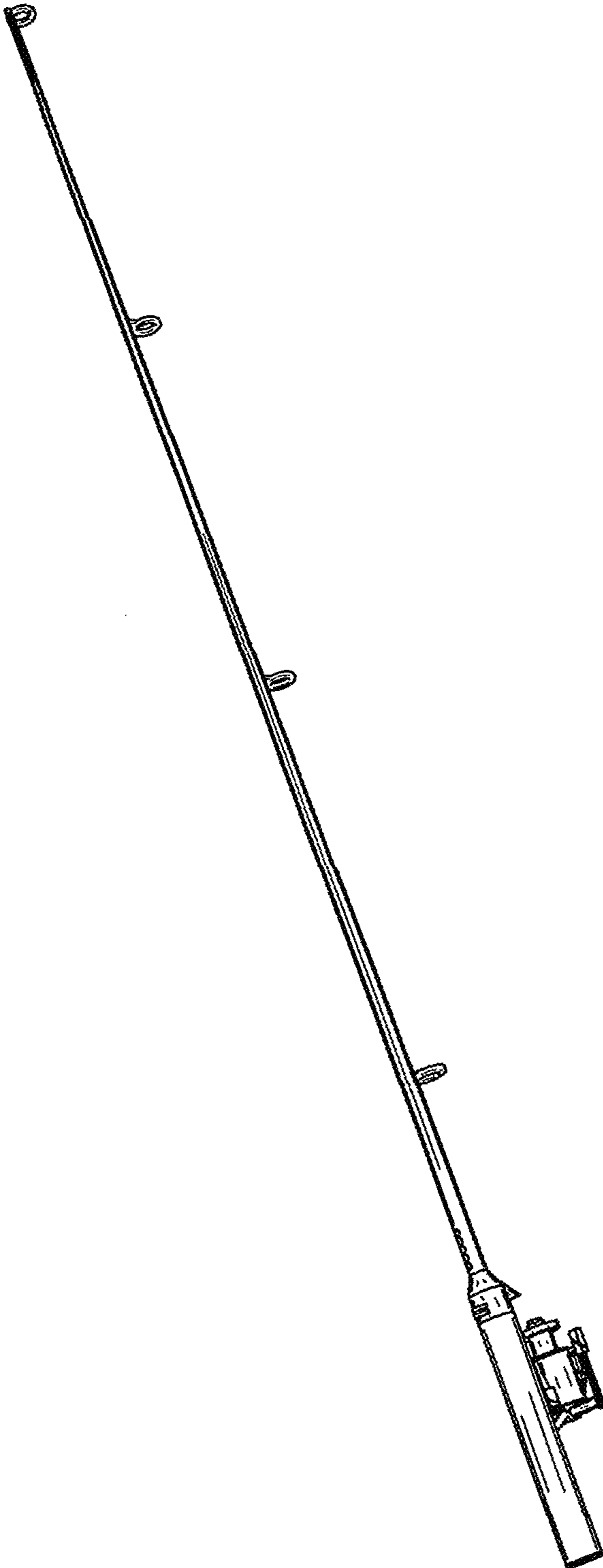


FIG. 1

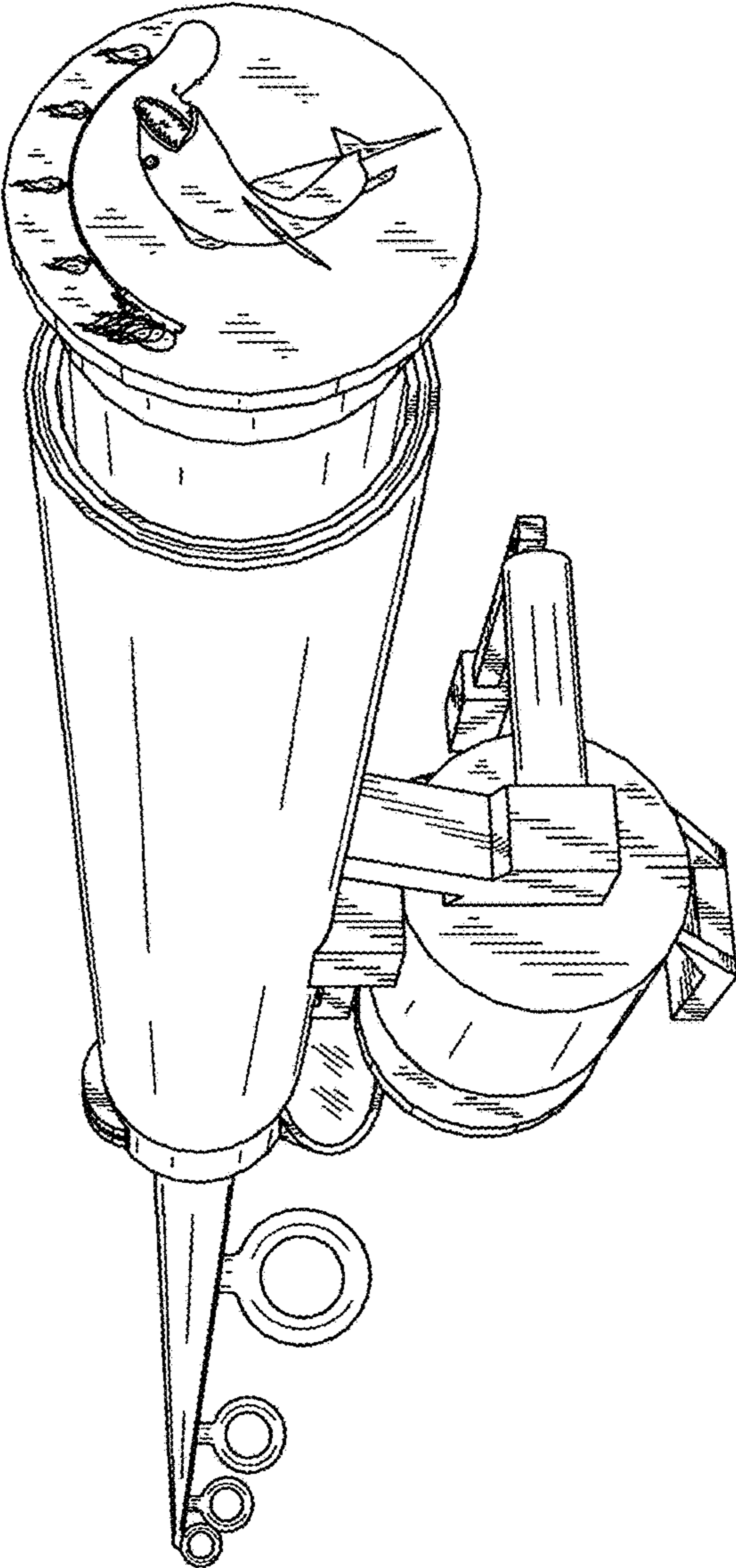


FIG. 2




FIG. 3

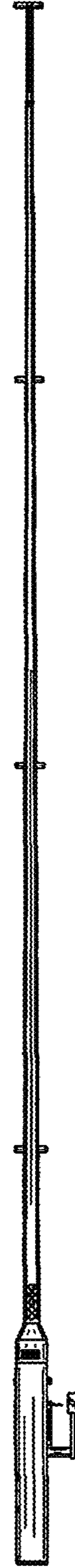


FIG. 4

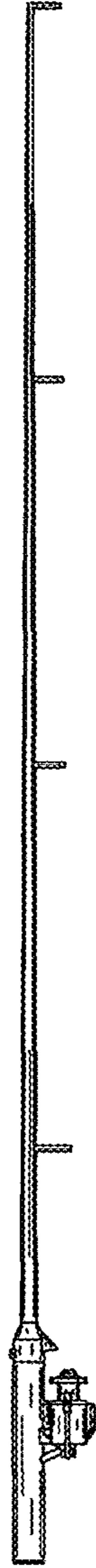


FIG. 5

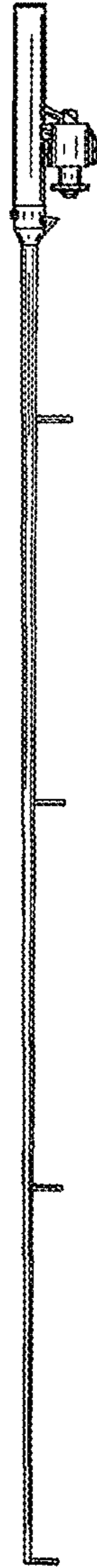


FIG. 6



FIG. 7



FIG. 8