



US00D793507S

(12) **United States Design Patent** (10) **Patent No.:** **US D793,507 S**
Cardani et al. (45) **Date of Patent:** **** Aug. 1, 2017**

(54) **GOLF CLUB HEAD**
 (71) Applicant: **NIKE, Inc.**, Beaverton, OR (US)
 (72) Inventors: **Jason Cardani**, Portland, OR (US);
Andrew G. V. Oldknow, Beaverton,
 OR (US); **Michael Prichard**, Portland,
 OR (US)
 (73) Assignee: **NIKE, Inc.**, Beaverton, OR (US)

D562,926 S *	2/2008	Roberts	D21/759
D575,366 S *	8/2008	Rollinson	D21/744
D586,869 S *	2/2009	Holiman	D21/759
D640,341 S *	6/2011	Foster	D21/742
D653,718 S *	2/2012	Stokke	D21/743
D664,617 S *	7/2012	Serrano	D21/743
D715,388 S *	10/2014	Serrano	D21/743
D723,641 S *	3/2015	Serrano	D21/743
D730,462 S *	5/2015	Becktor	D21/742
D732,120 S *	6/2015	Becktor	D21/742
D754,805 S *	4/2016	Serrano	D21/743
D777,269 S *	1/2017	Becktor	D21/742
D777,860 S *	1/2017	Stokke	D21/759

(**) Term: **15 Years**

* cited by examiner

(21) Appl. No.: **29/559,996**

Primary Examiner — Mitchell Siegel

(22) Filed: **Apr. 1, 2016**

(74) *Attorney, Agent, or Firm* — Banner & Witcoff, Ltd.

(51) **LOC (10) Cl.** **21-02**

(57) **CLAIM**

(52) **U.S. Cl.**
USPC **D21/759**

The ornamental design for a golf club head, as shown and described.

(58) **Field of Classification Search**
 USPC D21/736–746, 752, 759
 CPC A63B 53/00; A63B 53/04; A63B 53/007;
 A63B 53/065; A63B 53/0487
 See application file for complete search history.

DESCRIPTION

(56) **References Cited**

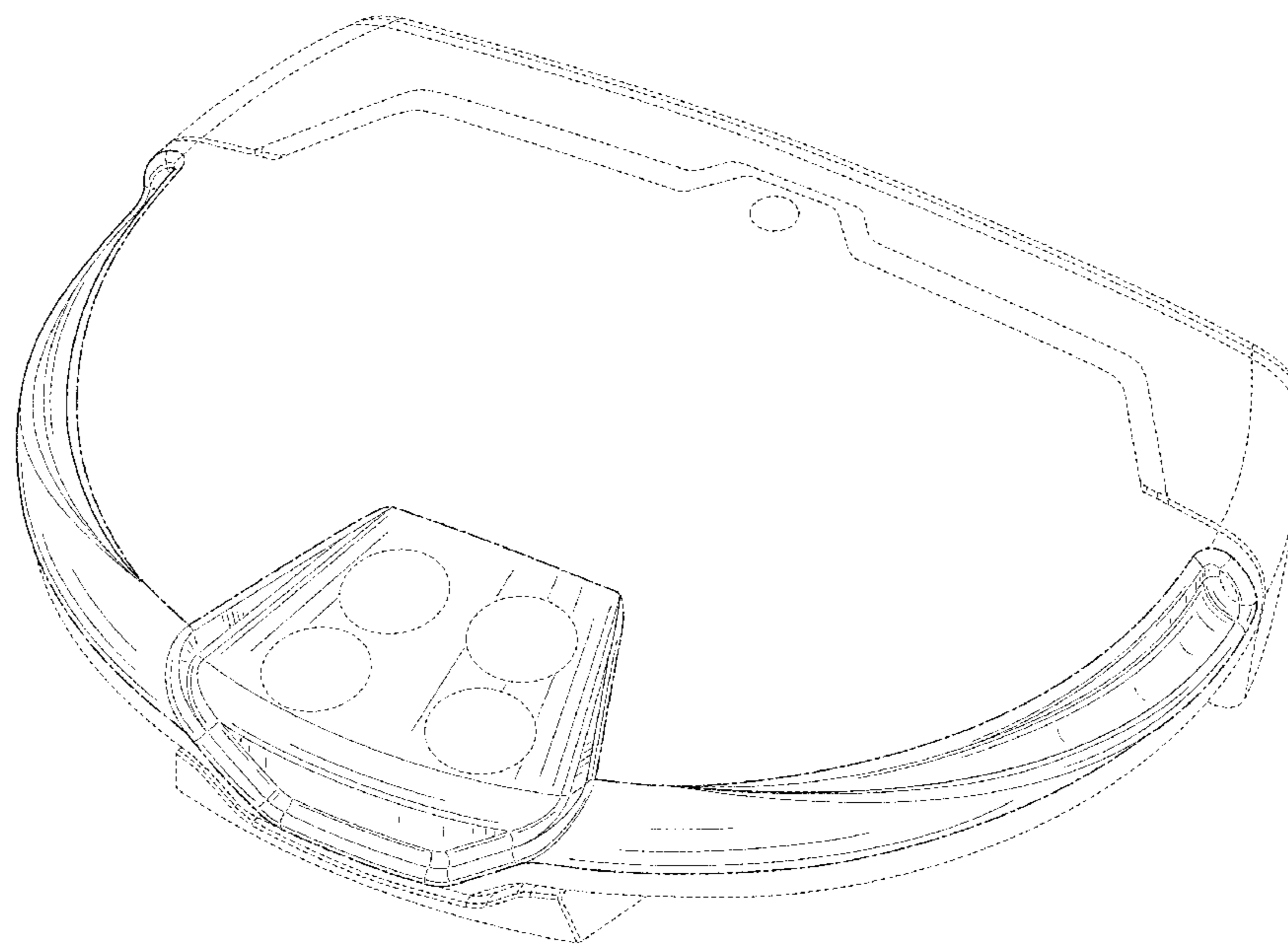
U.S. PATENT DOCUMENTS

5,685,784 A *	11/1997	Butler	A63B 53/0487
				473/255
D482,093 S *	11/2003	Imamoto	D21/759
D491,244 S *	6/2004	Tang	D21/752
D501,235 S *	1/2005	Imamoto	D21/752
D516,651 S *	3/2006	Evans	D21/752
D526,374 S *	8/2006	Kawami	D21/759
D538,871 S *	3/2007	Barez	D21/759
D544,558 S *	6/2007	Oldknow	D21/759
D544,561 S *	6/2007	Oldknow	D21/759
D557,361 S *	12/2007	Rollinson	D21/743

FIG. 1 is a perspective view of a golf club head showing our new design;
 FIG. 2 is an opposite perspective view thereof;
 FIG. 3 is a top view thereof;
 FIG. 4 is a rear view thereof;
 FIG. 5 is a front view thereof;
 FIG. 6 is a toe end view thereof;
 FIG. 7 is a heel end view thereof; and,
 FIG. 8 is a bottom view thereof.

The broken lines immediately adjacent to the shaded area represent unclaimed boundaries of the design. The broken lines showing the remainder of the golf club are for environmental purposes only and form no part of the claimed design.

1 Claim, 8 Drawing Sheets



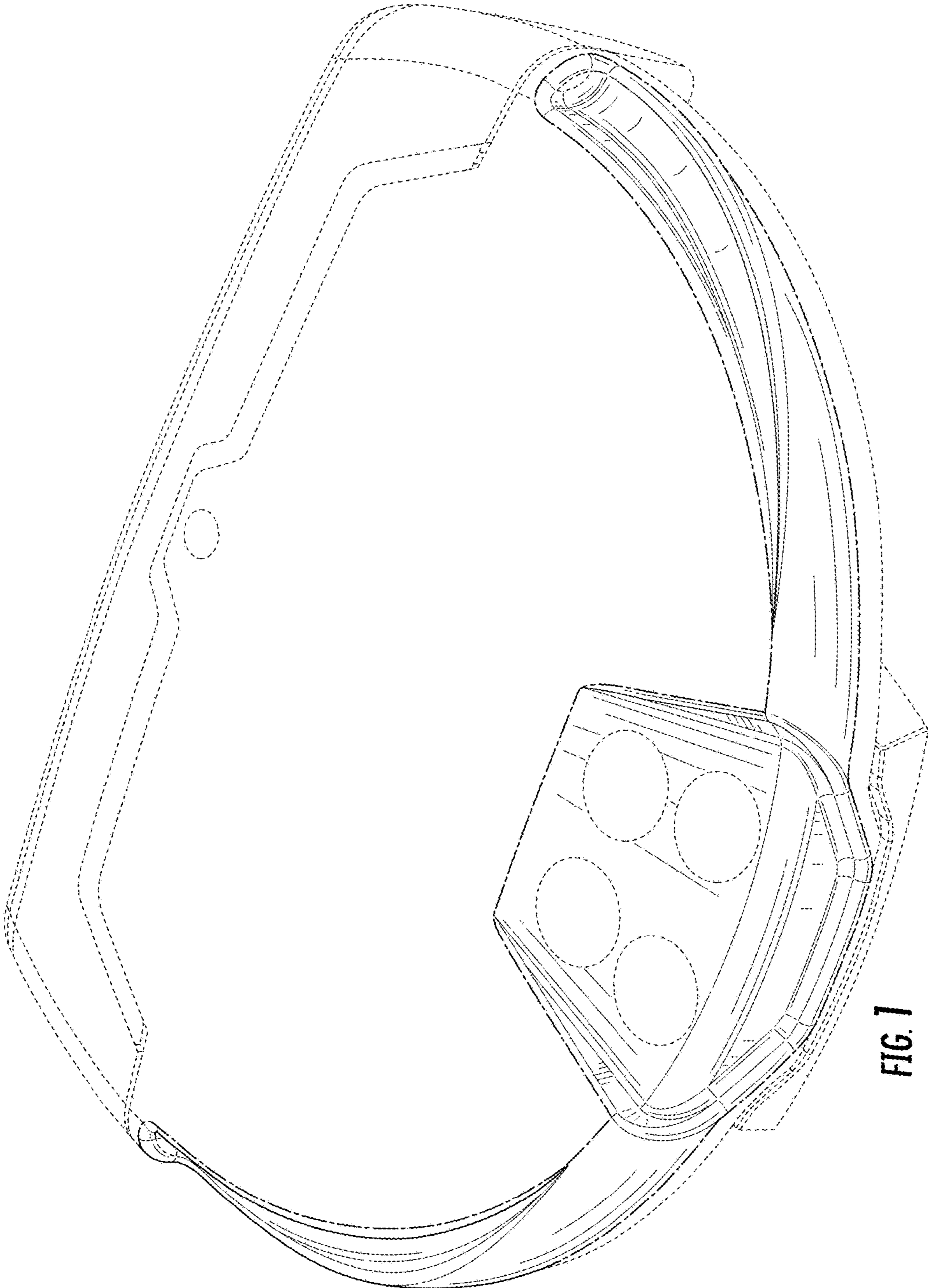


FIG. 1

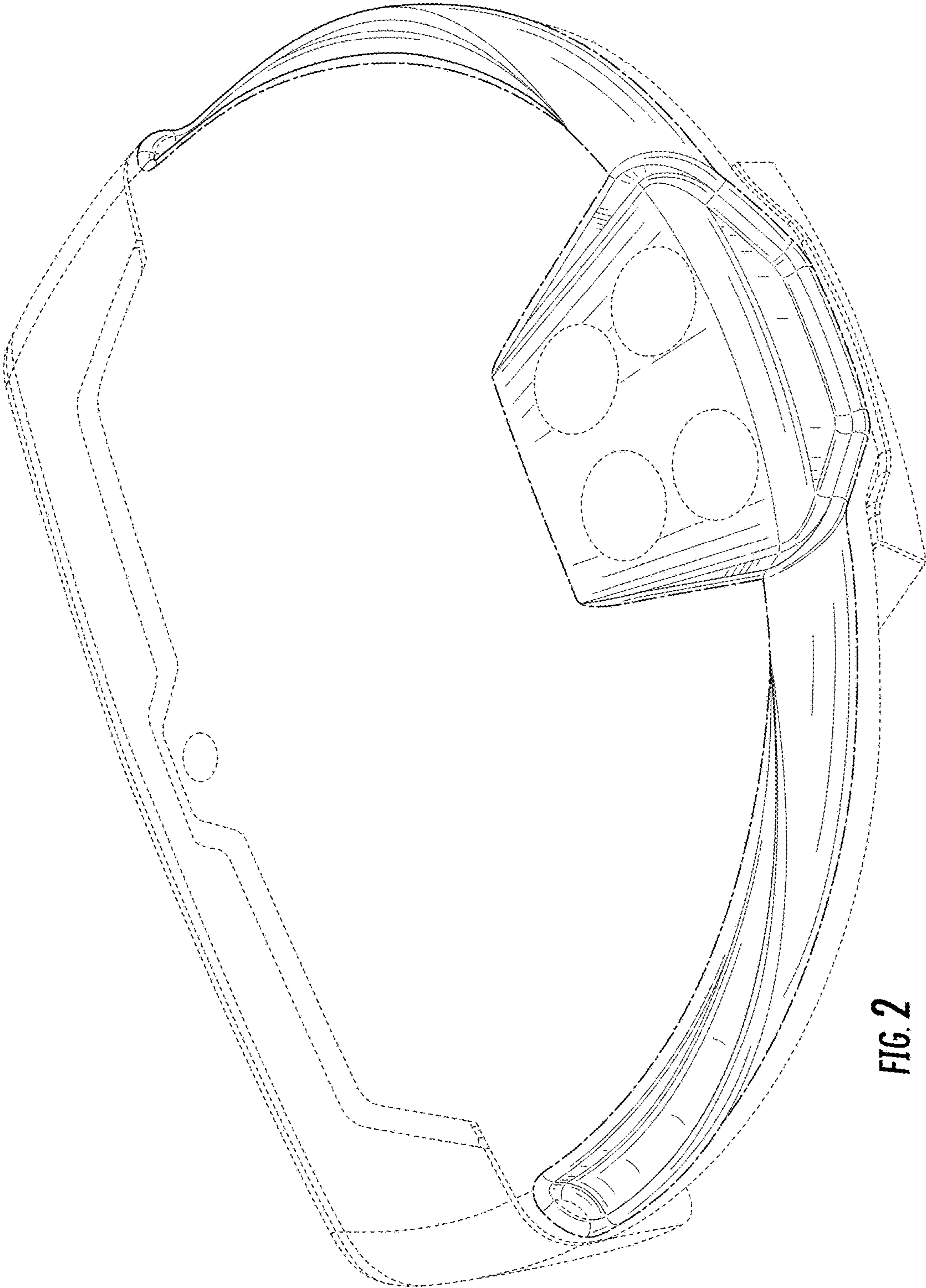


FIG. 2

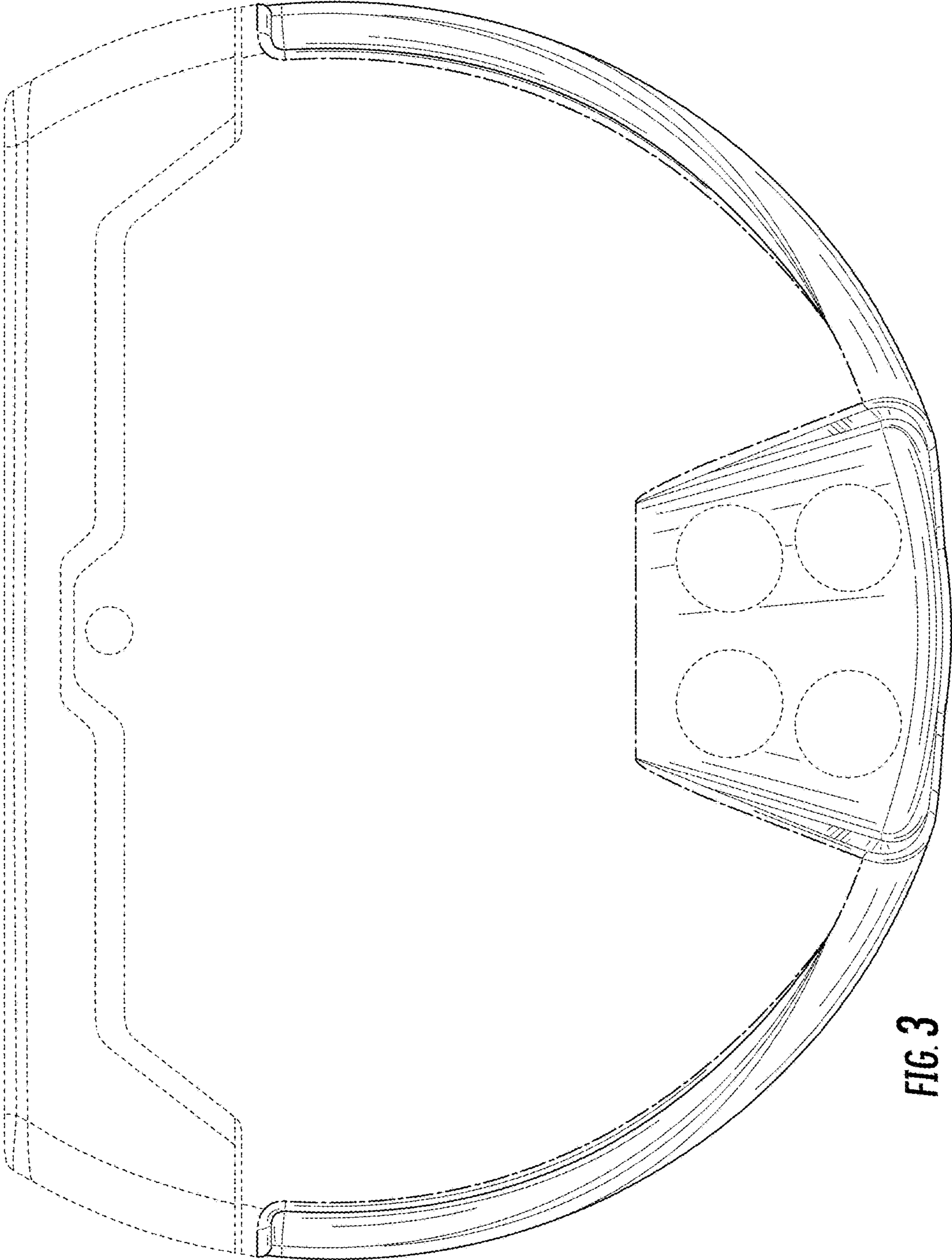


FIG. 3

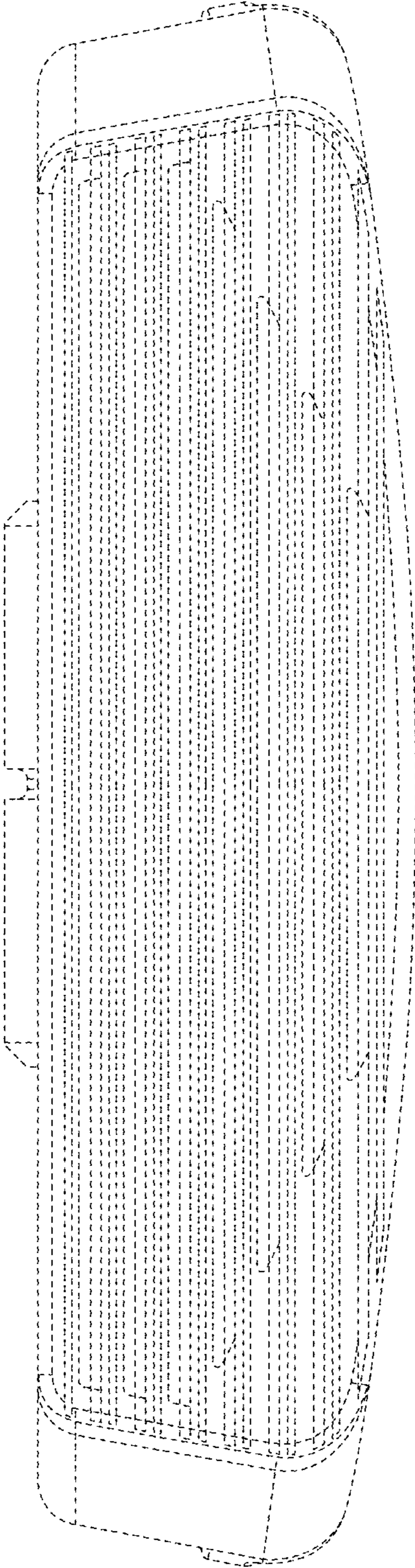


FIG. 4

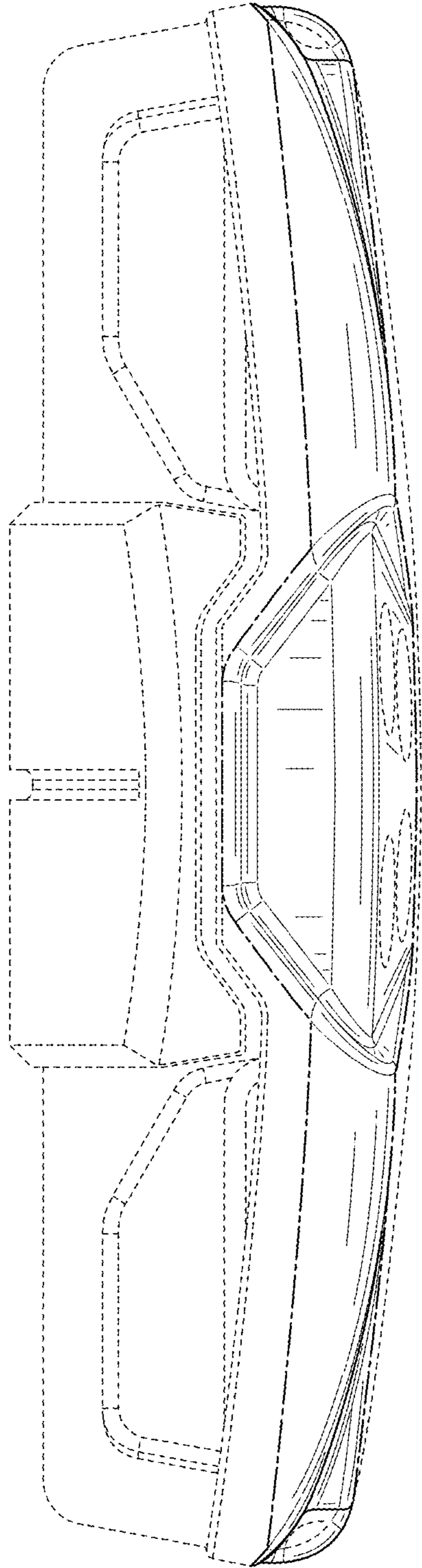


FIG. 5




FIG. 6




FIG. 7

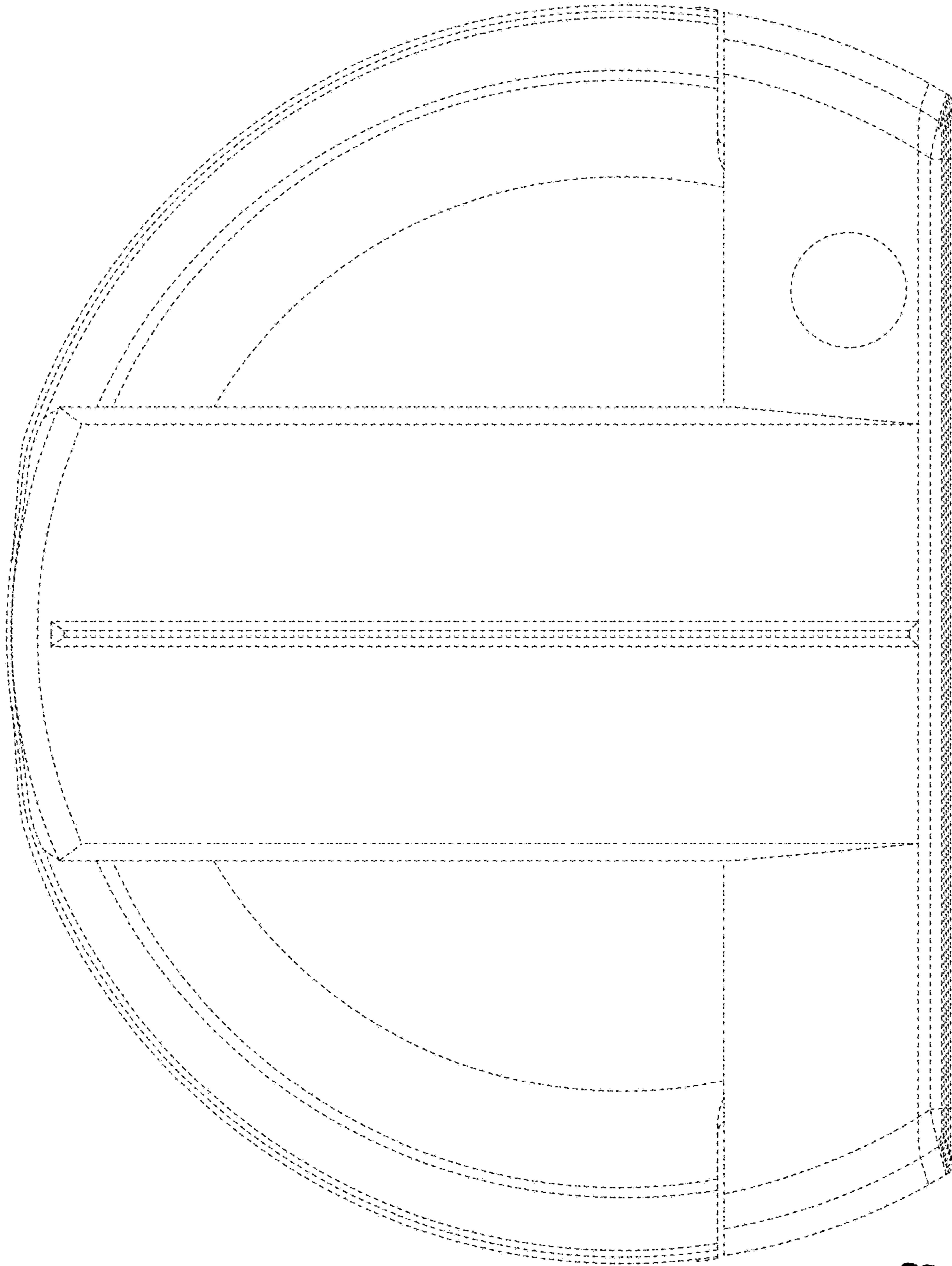


FIG. 8