



US00D793501S

(12) **United States Design Patent** (10) **Patent No.:** **US D793,501 S**
Cynn (45) **Date of Patent:** **** Aug. 1, 2017**

(54) **PUTTER HEAD**
(71) Applicant: **Kie Ho Cynn**, Kapolei, HI (US)
(72) Inventor: **Kie Ho Cynn**, Kapolei, HI (US)
(**) Term: **15 Years**
(21) Appl. No.: **29/505,943**
(22) Filed: **Apr. 20, 2016**
(51) **LOC (10) Cl.** **21-02**
(52) **U.S. Cl.**
USPC **D21/735; D21/746**
(58) **Field of Classification Search**
USPC **D21/735-746**
CPC ... **A63B 53/065; A63B 53/0487; A63B 53/00;**
A63B 53/007; A63B 53/04
See application file for complete search history.

D402,724 S * 12/1998 Minami D21/743
D403,387 S * 12/1998 Bloomer D21/736
D564,053 S * 3/2008 Blankenship D21/736
D568,427 S * 5/2008 Nguyen D21/743
D607,950 S * 1/2010 Souza D21/736
D636,828 S * 4/2011 Ross D21/736
D666,260 S * 8/2012 Cynn D21/742
D669,145 S * 10/2012 Roland D21/736
D680,181 S * 4/2013 Roland D21/759
D697,567 S * 1/2014 Cynn D21/742
D705,369 S * 5/2014 Mickle D21/736
8,888,605 B2 * 11/2014 Cynn A63B 53/0487
473/249
9,227,116 B2 * 1/2016 Cynn A63B 53/04
2010/0227704 A1 * 9/2010 Souza A63B 53/0487
473/340

* cited by examiner

Primary Examiner — Mitchell Siegel

(57) **CLAIM**

The ornamental design for a putter head, as shown and described.

DESCRIPTION

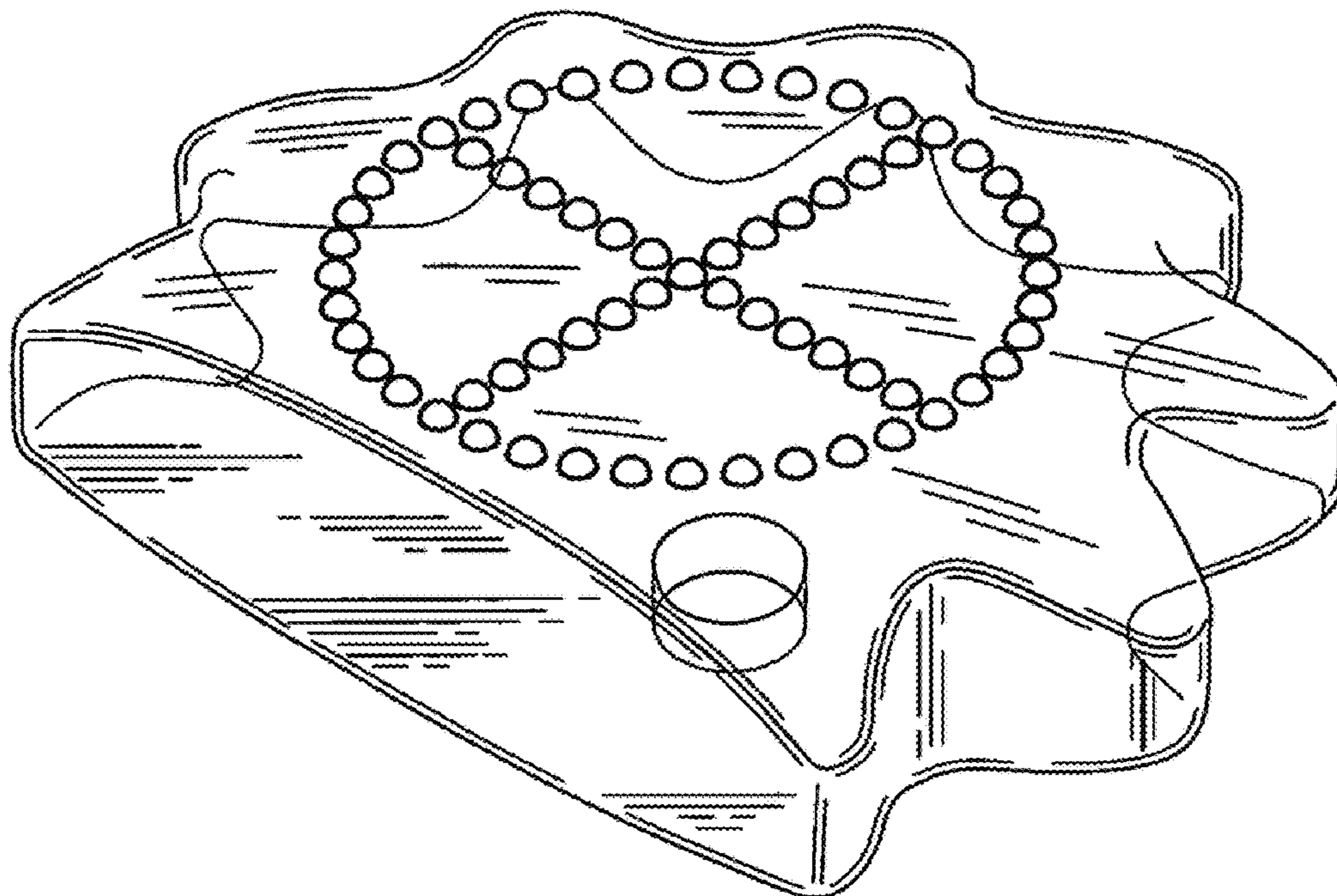
FIG. 1 is a top perspective view of a putter head showing my new design;
FIG. 2 is a front elevational view of FIG. 1;
FIG. 3 is a top plan view of FIG. 1;
FIG. 4 is a left side elevation view of FIG. 1;
FIG. 5 is right side elevation view of FIG. 1;
FIG. 6 is a bottom plan view of FIG. 1; and,
FIG. 7 is a rear elevational view of FIG. 1.

1 Claim, 3 Drawing Sheets

(56) **References Cited**

U.S. PATENT DOCUMENTS

4,222,566 A * 9/1980 Berry A63B 53/0487
473/250
D257,869 S * 1/1981 MacDougall D21/739
D257,870 S * 1/1981 MacDougall D21/739
4,369,974 A * 1/1983 Komperda A63B 53/007
273/DIG. 14
D268,691 S * 4/1983 Collins D21/739
D300,839 S * 4/1989 Dupont D21/738
D317,193 S * 5/1991 Florian D21/735
D325,414 S * 4/1992 Woolsey D21/737



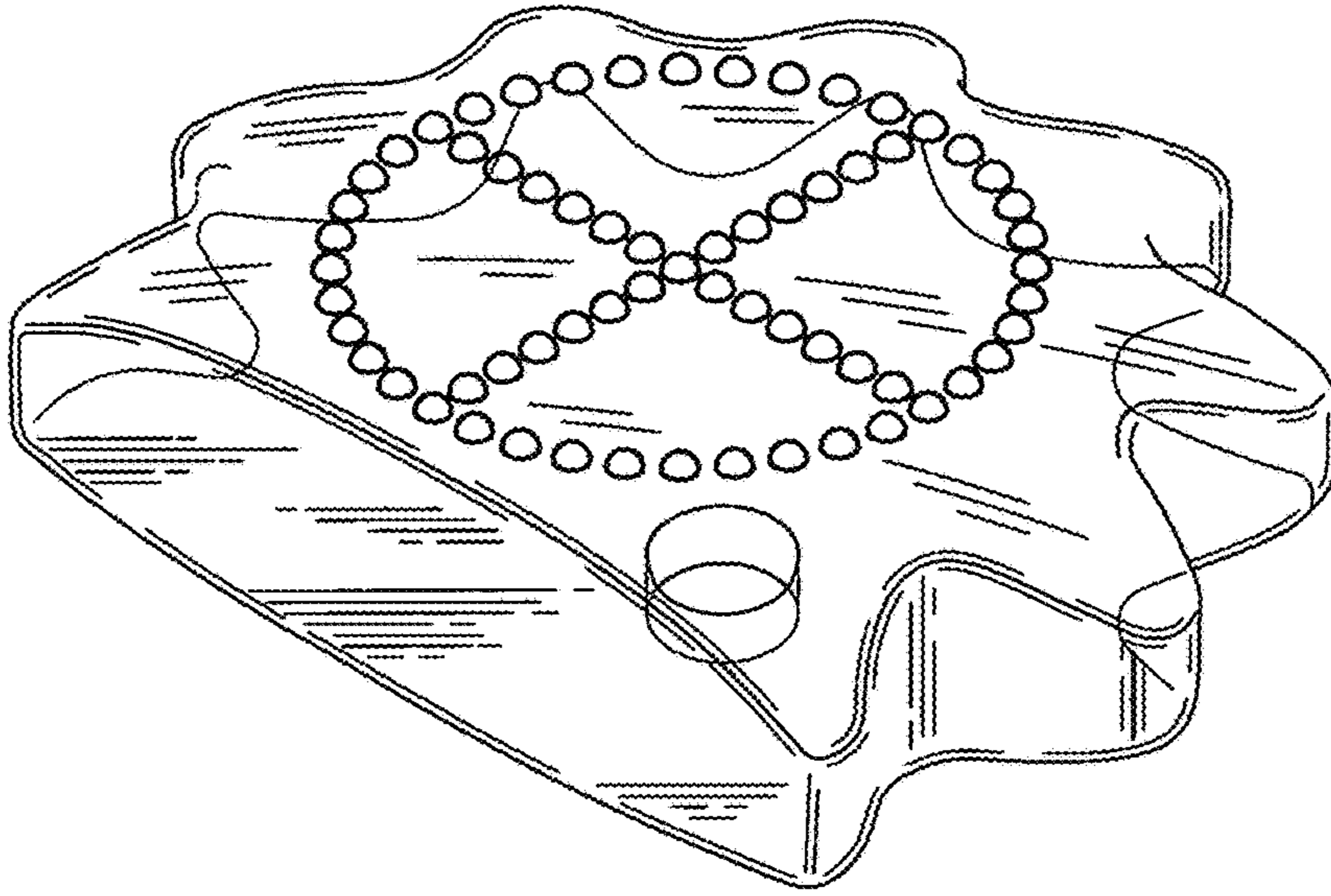


Fig. 1

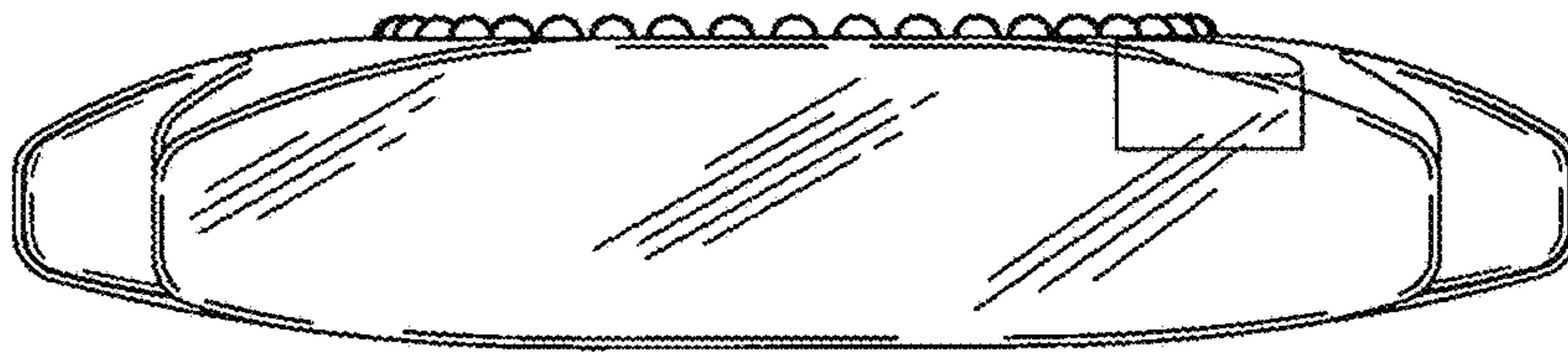


Fig. 2

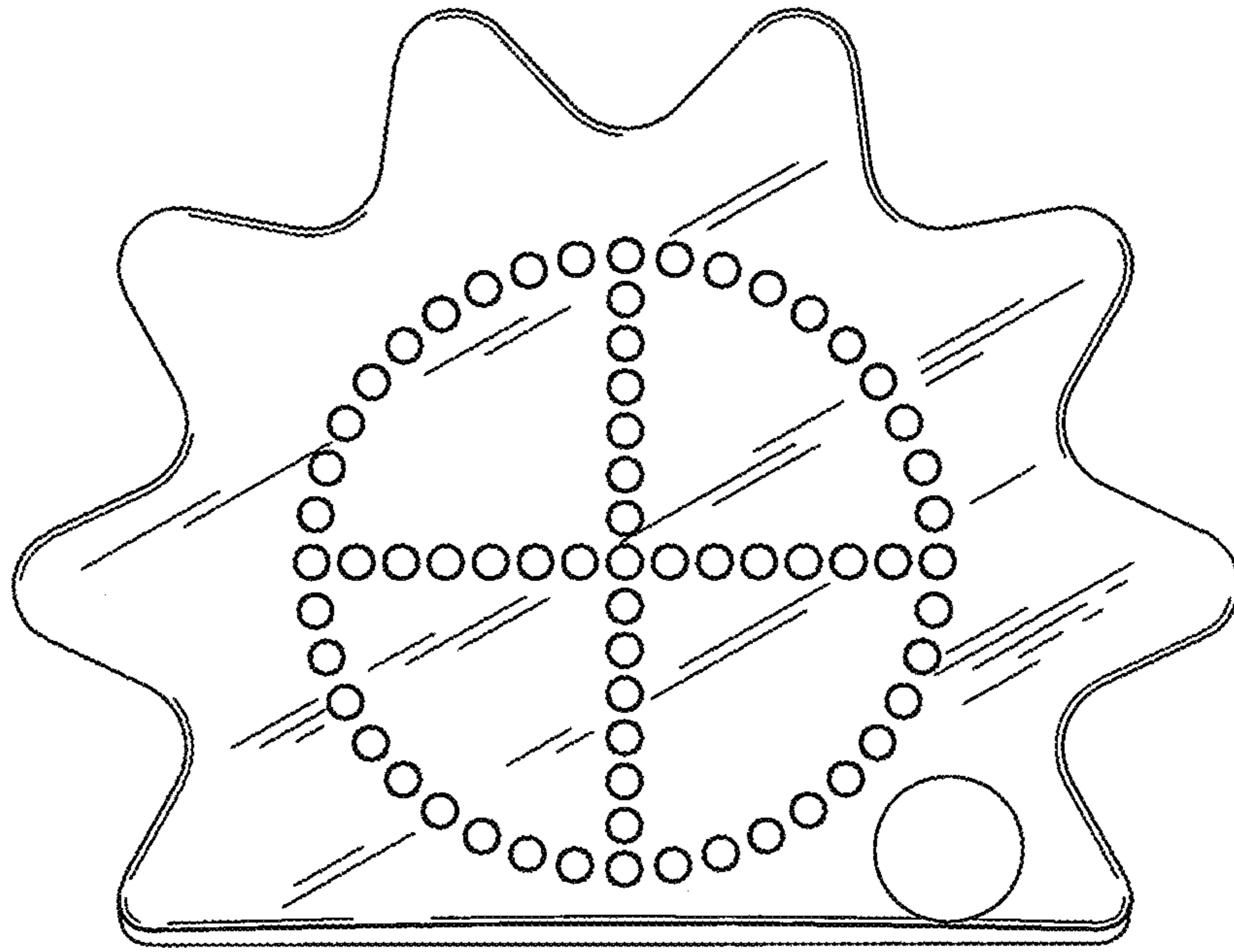


Fig. 3

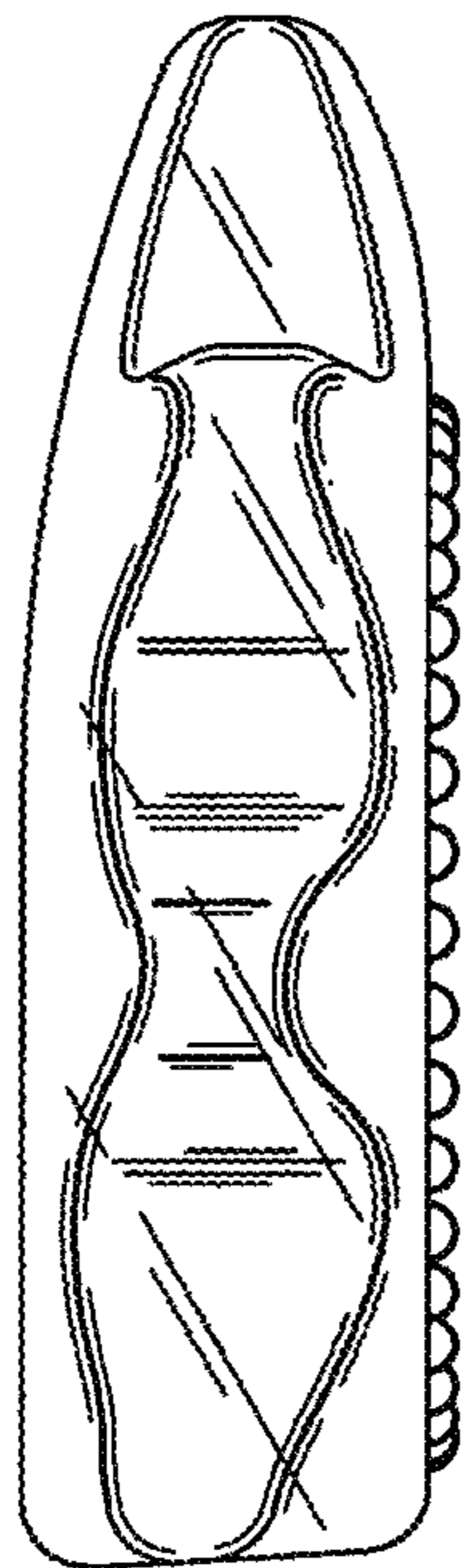


Fig. 4

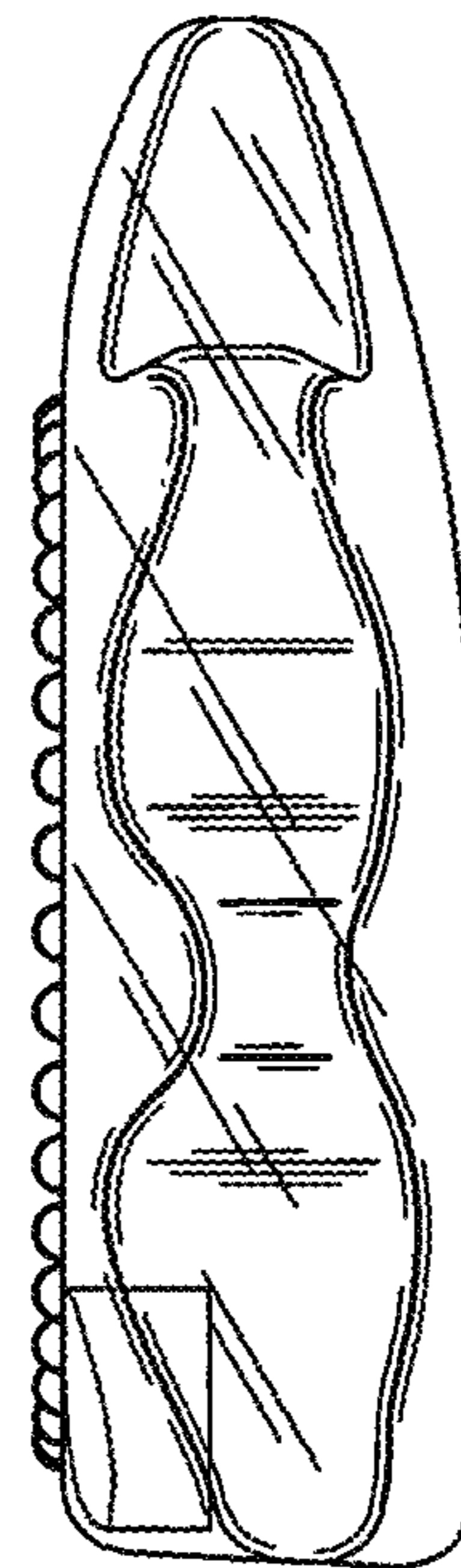


Fig. 5

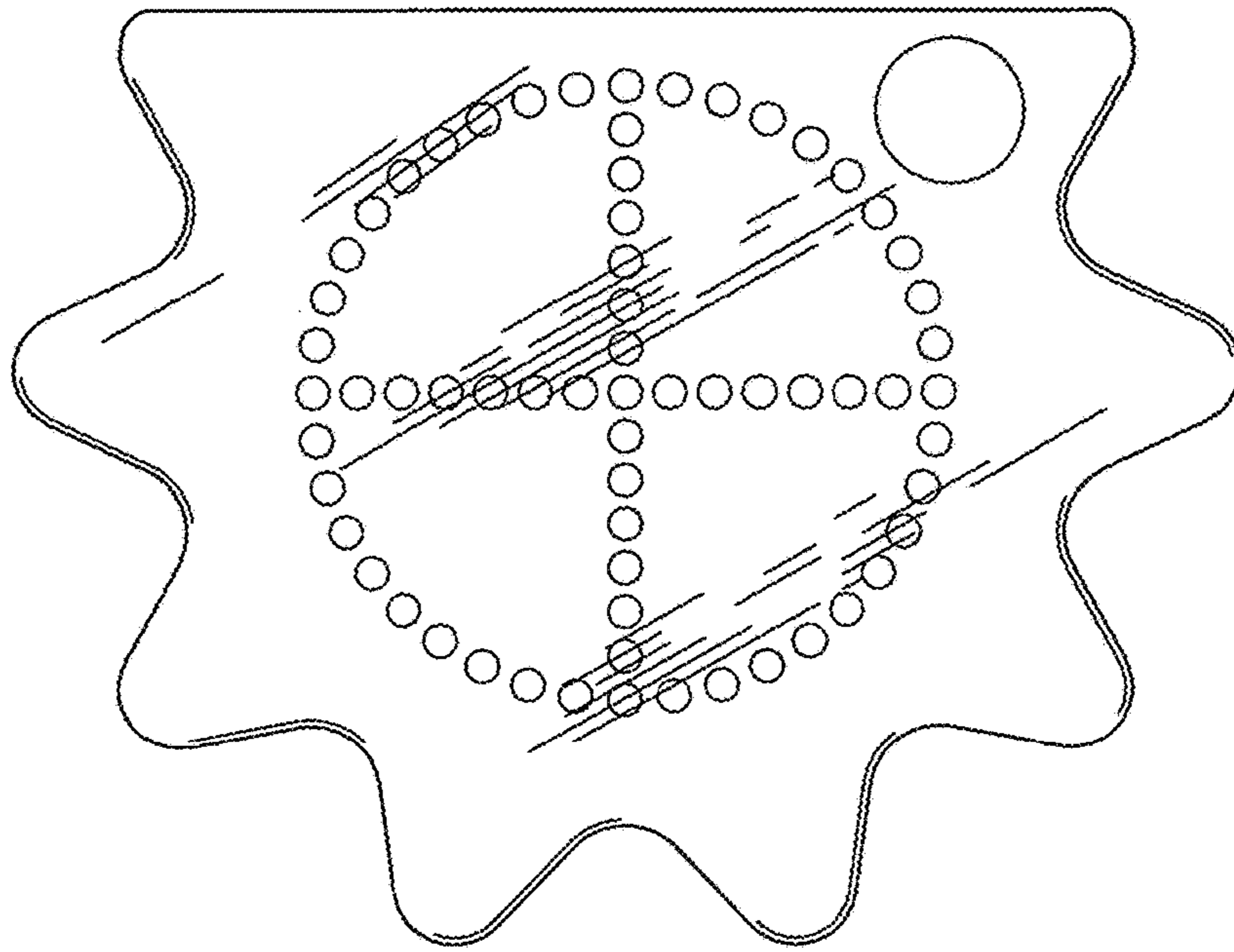


Fig. 6

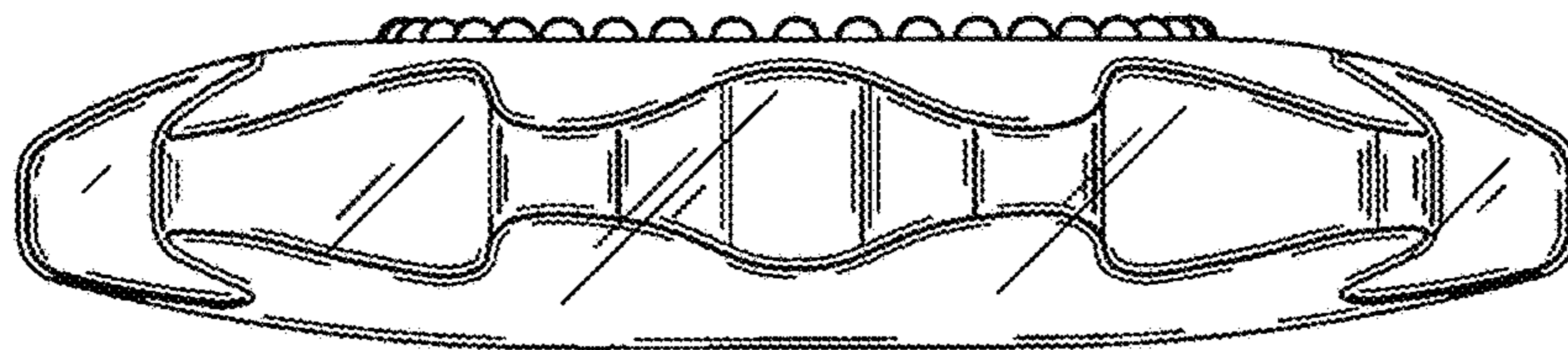


Fig. 7