



US00D793476S

(12) **United States Design Patent** (10) **Patent No.:** **US D793,476 S**
Tolokan et al. (45) **Date of Patent:** **** Aug. 1, 2017**

(54) **PAGE HOLDER**

(71) Applicant: **T.H.Y. Designs, L.L.C.**, Salt Lake City, UT (US)

(72) Inventors: **Mary S. Tolokan**, North Salt Lake, UT (US); **RaJean B. Higginson**, Sandy, UT (US); **Mary Z. Yannias**, Holladay, UT (US)

(73) Assignee: **T.H.Y. Designs, L.L.C.**, Salt Lake City, UT (US)

(**) Term: **15 Years**

(21) Appl. No.: **29/541,725**

(22) Filed: **Oct. 7, 2015**

(51) **LOC (10) Cl.** **19-99**

(52) **U.S. Cl.**
USPC **D19/34**

(58) **Field of Classification Search**
USPC D19/32-34, 26-31, 34.1-34.5, 124
CPC B42D 3/004; B42D 3/006; B42D 9/00;
B42D 9/001; B42D 9/002; B42D 9/004;
B42D 9/005; B42D 9/007; B42D 9/008;
B42D 9/02; B42D 9/65; E05B 19/0082
See application file for complete search history.

(56) **References Cited**

U.S. PATENT DOCUMENTS

- 393,521 A * 11/1888 Tisdale B42F 9/00
24/336
- 401,662 A * 4/1889 Reichert A47B 23/042
24/336
- 3,309,052 A 3/1967 Borisof
- D242,703 S * 12/1976 Teetor D19/34
- 4,116,413 A 9/1978 Andersen
- 4,279,396 A 7/1981 Bendock
- 4,296,946 A 10/1981 Larre et al.
- 4,378,102 A 3/1983 Portis, Jr. et al.
- 4,474,383 A * 10/1984 Kikis B42D 9/00
16/257
- 4,555,128 A 11/1985 White et al.

- 4,978,096 A 12/1990 Struckmann
- D341,159 S * 11/1993 Watson D19/34
- 5,377,946 A 1/1995 Pannu
- D380,776 S * 7/1997 Boshart D19/34
- 5,653,414 A 8/1997 Chimel
- 5,772,166 A 6/1998 Adams
- 5,797,631 A * 8/1998 Lander B42D 9/004
281/42

(Continued)

OTHER PUBLICATIONS

Amazon <URL: [*Primary Examiner* — Bridget L Eland](https://www.amazon.com/Music-Stand-Holder-Clear-2-pack/dp/B00XUYCXG2/ref=pd_sim_267_4?_encoding=UTF8&pd_rd_i=B00XUYCXG2&pd_rd_r=G1C63AABGETNAKH4GZ2H&pd_rd_w=MKLFq&pd_rd_wg=7HM3n&psc=1&refRID=G1C63AABGETNAKH4GZ2H.> May 18, 2015. Page holder.*</p></div>
<div data-bbox=)

Assistant Examiner — Lauren McVey

(74) *Attorney, Agent, or Firm* — TraskBritt

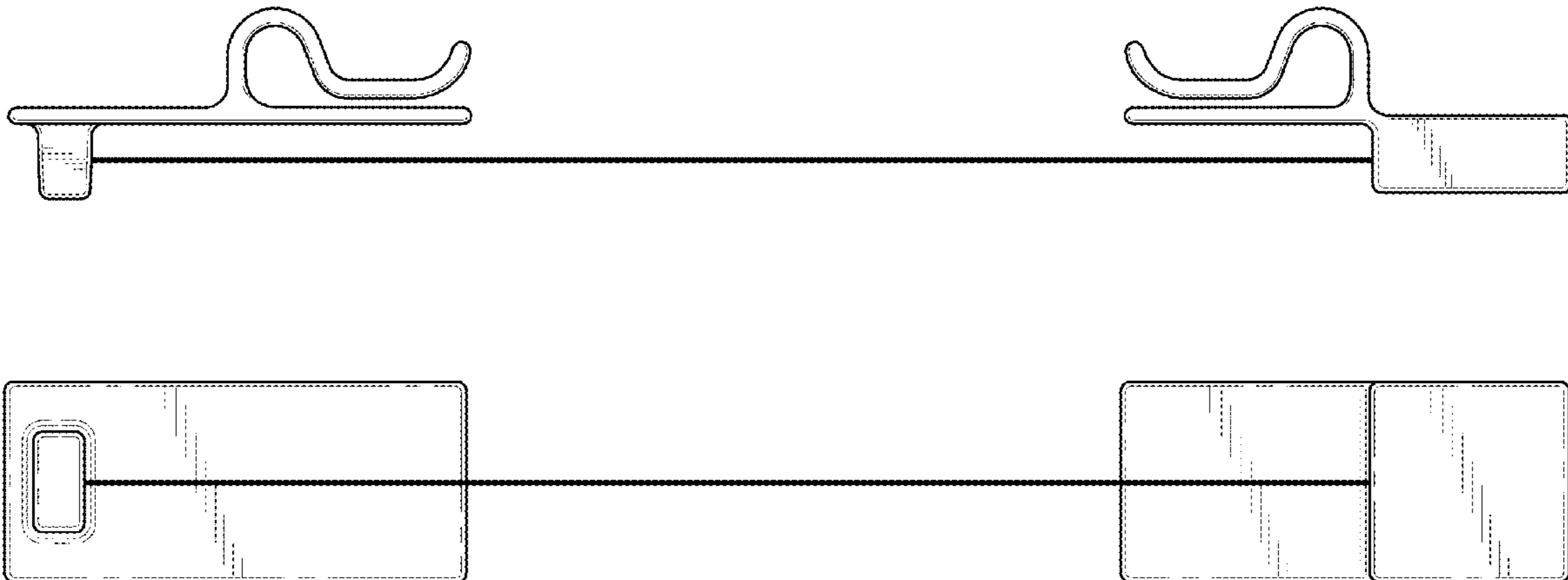
(57) **CLAIM**

The ornamental design for a page holder, as shown and described.

DESCRIPTION

FIG. 1 is a perspective view of a page holder, showing our new design;
FIG. 2 is a rear elevation view of the page holder of FIG. 1, shown in an alternate state;
FIG. 3 is a top plan view of FIG. 1;
FIG. 4 is a front elevation view of FIG. 1;
FIG. 5 is a bottom plan view of FIG. 1;
FIG. 6 is a left side elevation view of FIG. 1;
FIG. 7 is a right side elevation view of FIG. 1; and,
FIG. 8 is a perspective view of the page holder of FIG. 1, shown in a collapsed state.
The evenly spaced broken lines and dot-dot-dash broken lines are directed to environment and form no part of the claimed design.

1 Claim, 4 Drawing Sheets



(56)

References Cited

U.S. PATENT DOCUMENTS

D414,211	S	*	9/1999	Williams	D19/34
5,979,857	A		11/1999	Holm		
6,244,555	B1		6/2001	Benja-Athon		
D517,120	S	*	3/2006	Scott	D19/34
D517,604	S	*	3/2006	Rowe	D19/34
D552,173	S	*	10/2007	Scolaro	D19/34
7,566,041	B2		7/2009	Ibara et al.		
D624,590	S	*	9/2010	Robbins	D19/34
8,079,165	B1		12/2011	Buerchner et al.		
D661,351	S	*	6/2012	Carrero-Schmidt	D19/34
2004/0135051	A1		7/2004	Rupnick		

* cited by examiner

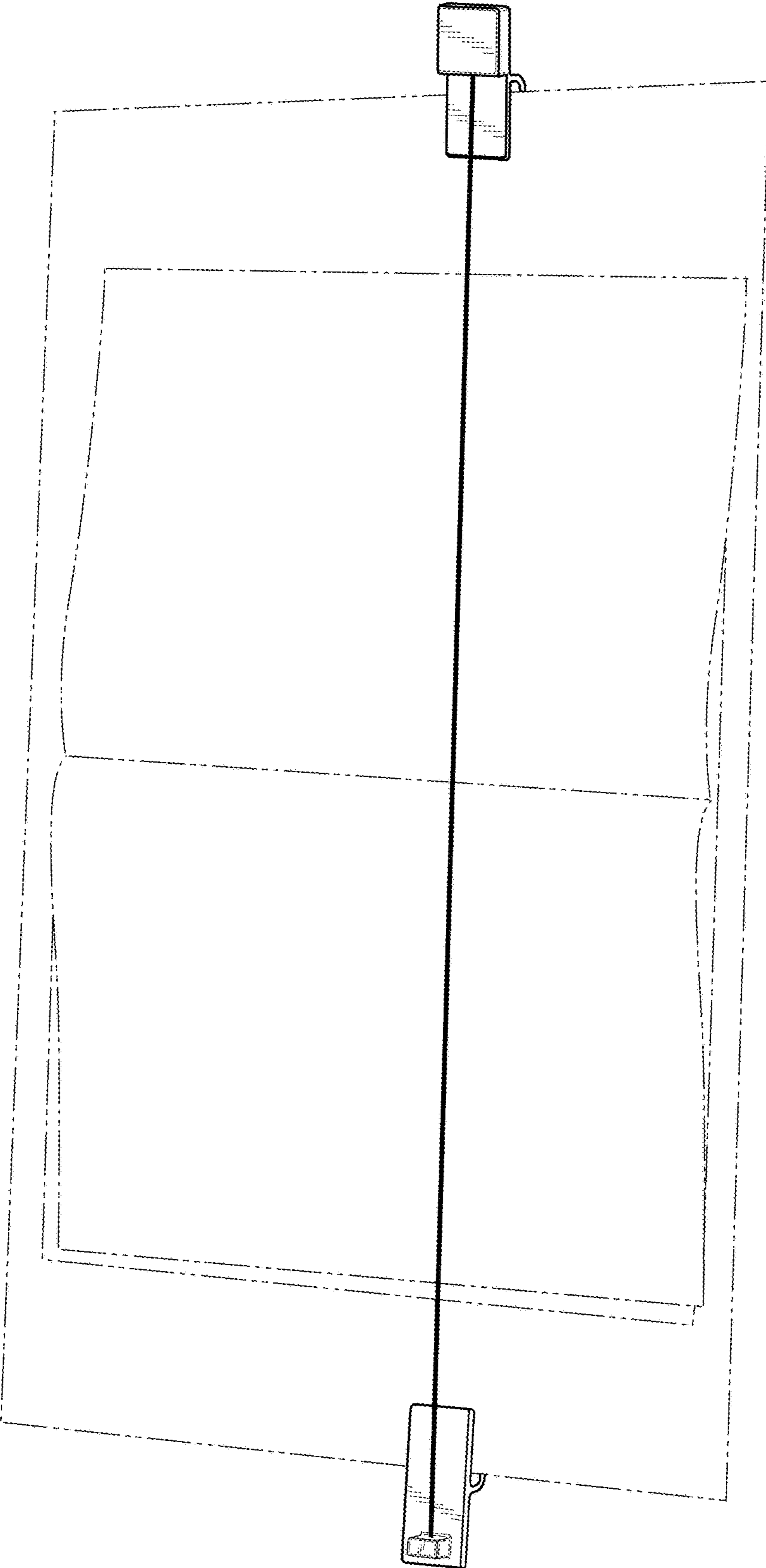


FIG. 1




FIG. 2




FIG. 3




FIG. 4




FIG. 5

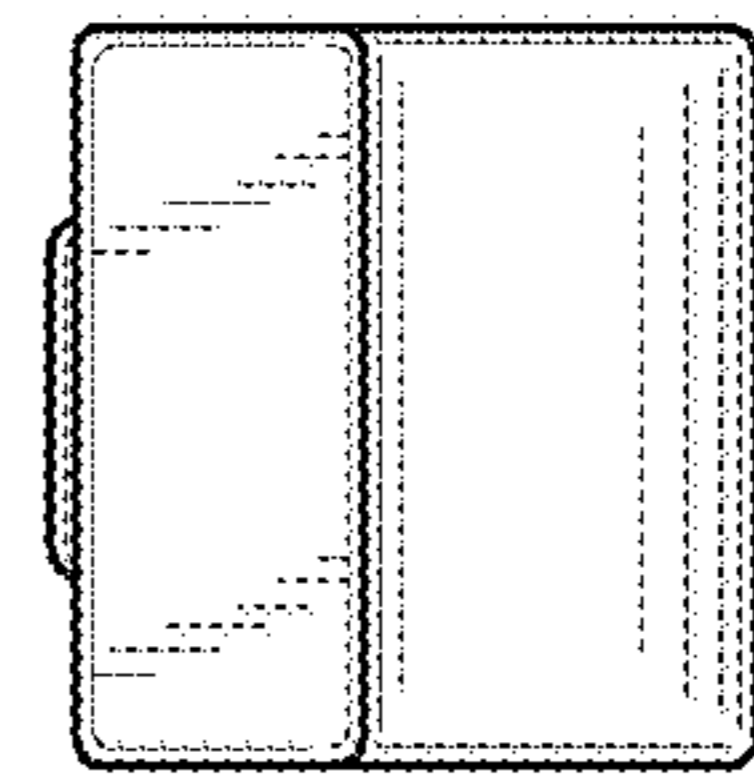


FIG. 7

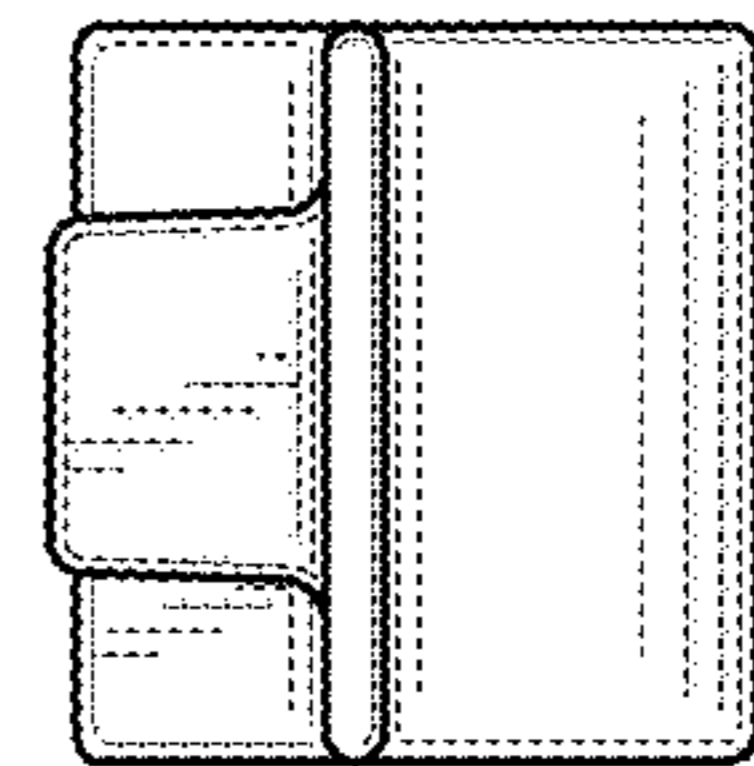


FIG. 6

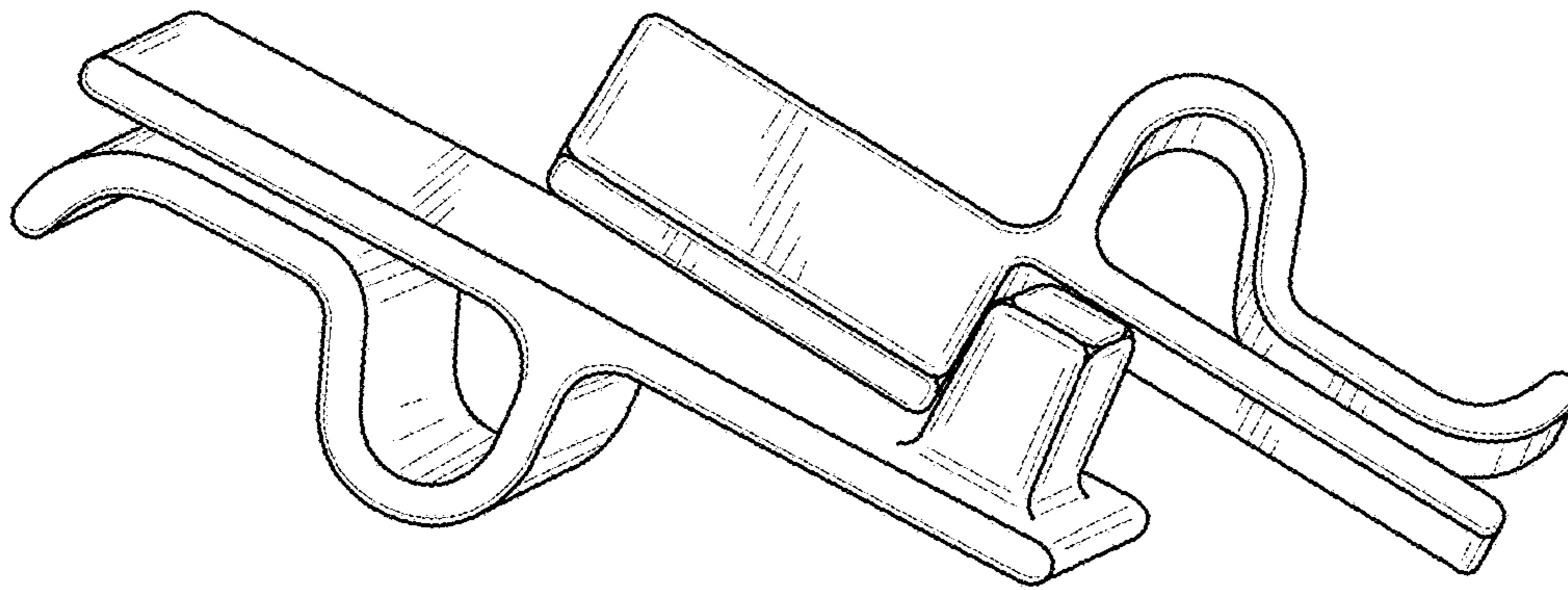


FIG. 8