



US00D793475S

(12) **United States Design Patent** (10) **Patent No.:** **US D793,475 S**
Strickland (45) **Date of Patent:** **** Aug. 1, 2017**

(54) **MEMORIES BOOKLET**

(71) Applicant: **Donald Strickland**, Santa Clara, CA
(US)

(72) Inventor: **Donald Strickland**, Santa Clara, CA
(US)

(**) Term: **14 Years**

(21) Appl. No.: **29/523,947**

(22) Filed: **Apr. 22, 2015**

(51) **LOC (10) Cl.** **19-04**

(52) **U.S. Cl.**
USPC **D19/26**

(58) **Field of Classification Search**
USPC D19/26, 27, 9, 10, 32; D9/415, 418, 432,
D9/433; D14/341; D6/300, 308
CPC ... B42D 3/08; B42D 3/10; B42D 3/12; B42D
3/123; B42D 25/24; B42F 7/06; H04L
41/0266; H04L 61/1594
See application file for complete search history.

(56) **References Cited**

U.S. PATENT DOCUMENTS

4,743,047	A *	5/1988	Baer	B42D 1/007 281/15.1
D339,063	S *	9/1993	Simon	D9/432
D446,809	S *	8/2001	Parker	D19/26
D490,808	S *	6/2004	Khachikian	D14/345
D589,014	S *	3/2009	Zhan	D14/132
D600,455	S *	9/2009	Nell	D14/371
D691,653	S *	10/2013	Benadon	D19/26
D761,910	S *	7/2016	Beeler	D19/26
D769,970	S *	10/2016	Hodges	D19/26
2009/0112711	A1 *	4/2009	Clegg	G06Q 30/0215 705/14.17
2010/0026915	A1 *	2/2010	Pozin	B42D 1/08 348/838
2011/0181624	A1 *	7/2011	Nugara	B42D 1/007 345/690
2012/0043748	A1 *	2/2012	Huang	B42D 3/08 283/64

FOREIGN PATENT DOCUMENTS

DE	202013002935	U1 *	5/2013	B42D 1/007
JP	WO 2004108422	A1 *	12/2004	B42C 3/00
RU	00092341	*	4/2015		

OTHER PUBLICATIONS

Visionary Moments. <URL: <http://www.visionarymoments.com/>>. Archived Jan. 22, 2015. Memories Booklet.*
Visionary Moments. <URL: <http://www.visionarymoments.com/>>. Visited Nov. 8, 2016. Memories Booklet with Passport Pattern.*

* cited by examiner

Primary Examiner — Bridget L Eland

Assistant Examiner — Lauren McVey

(74) *Attorney, Agent, or Firm* — Michael J. Striker

(57) **CLAIM**

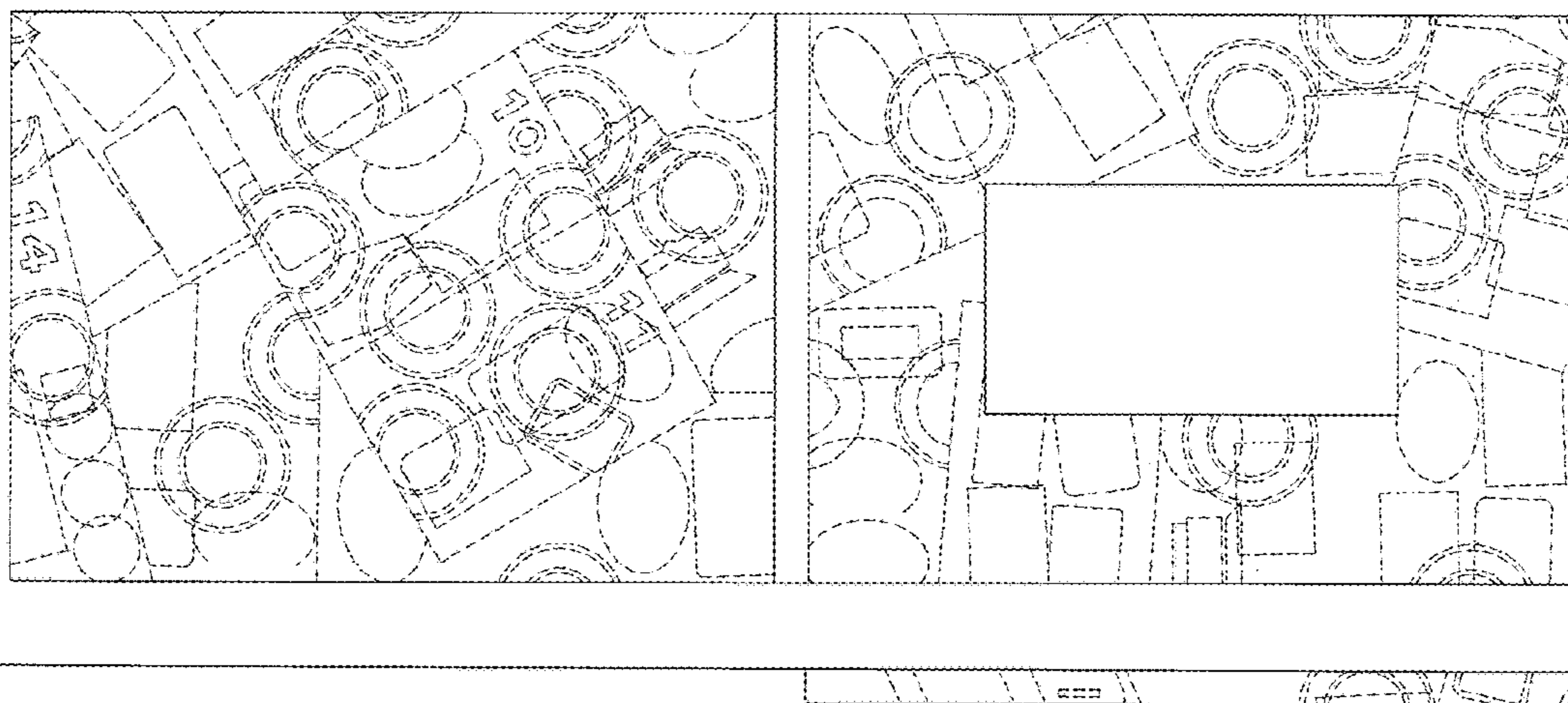
The ornamental design for a memories booklet, as shown and described.

DESCRIPTION

FIG. 1 is a perspective view of a memories booklet in an open state showing my new design;
FIG. 2 is a front elevation view thereof;
FIG. 3 is a rear elevation view thereof;
FIG. 4 is a left side elevation view thereof;
FIG. 5 is a right side elevation view thereof;
FIG. 6 is a top plan view thereof;
FIG. 7 is a bottom plan view thereof;
FIG. 8 is another perspective view of the memories booklet in a closed state; and,
FIG. 9 is a front elevation view thereof.

The broken lines that are immediately adjacent to the claim represent the bounds of the claim and are not included in the claim, while all other broken lines are directed to environment; the broken lines form no part of the claimed design.

1 Claim, 7 Drawing Sheets



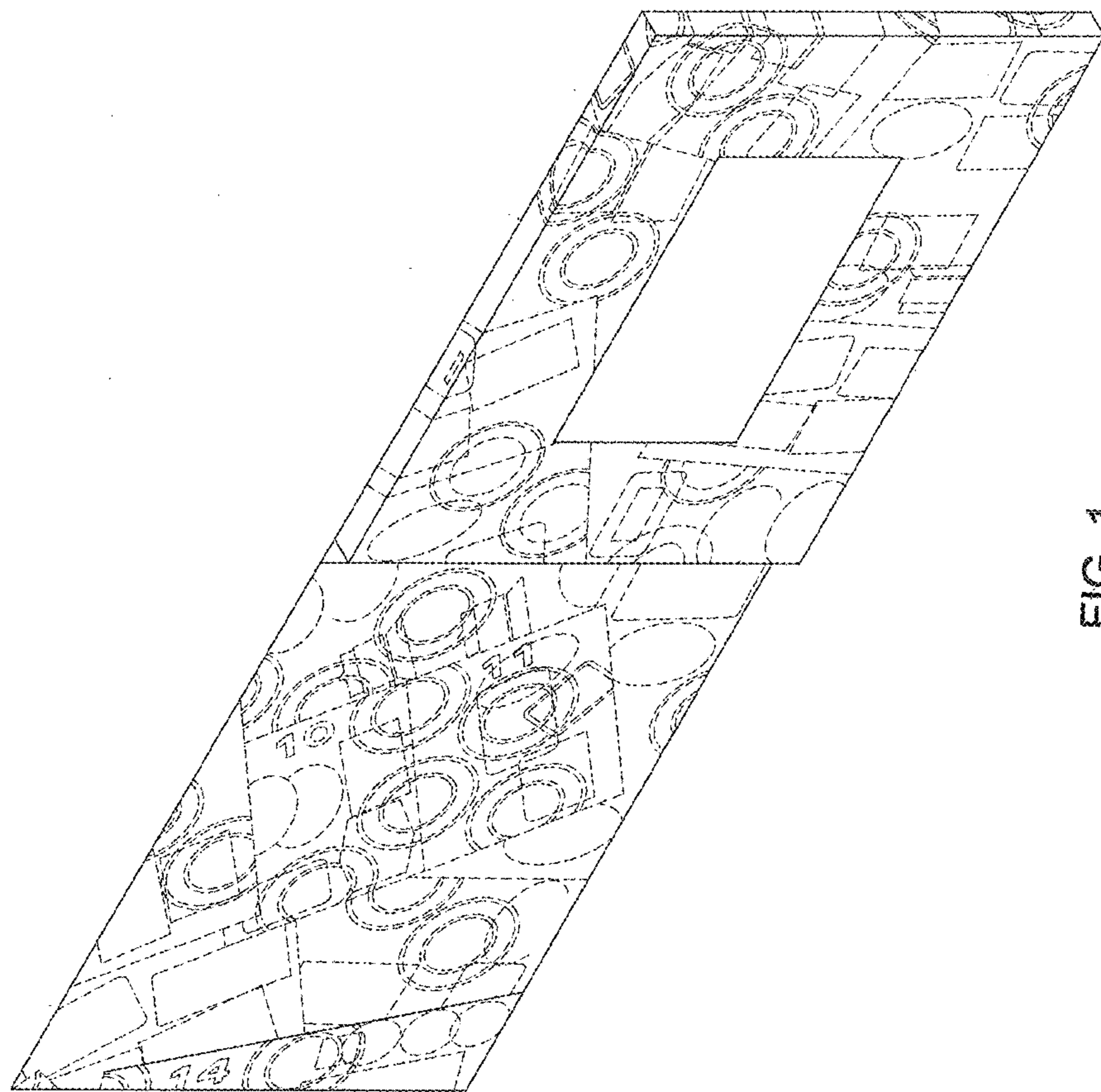


FIG. 1

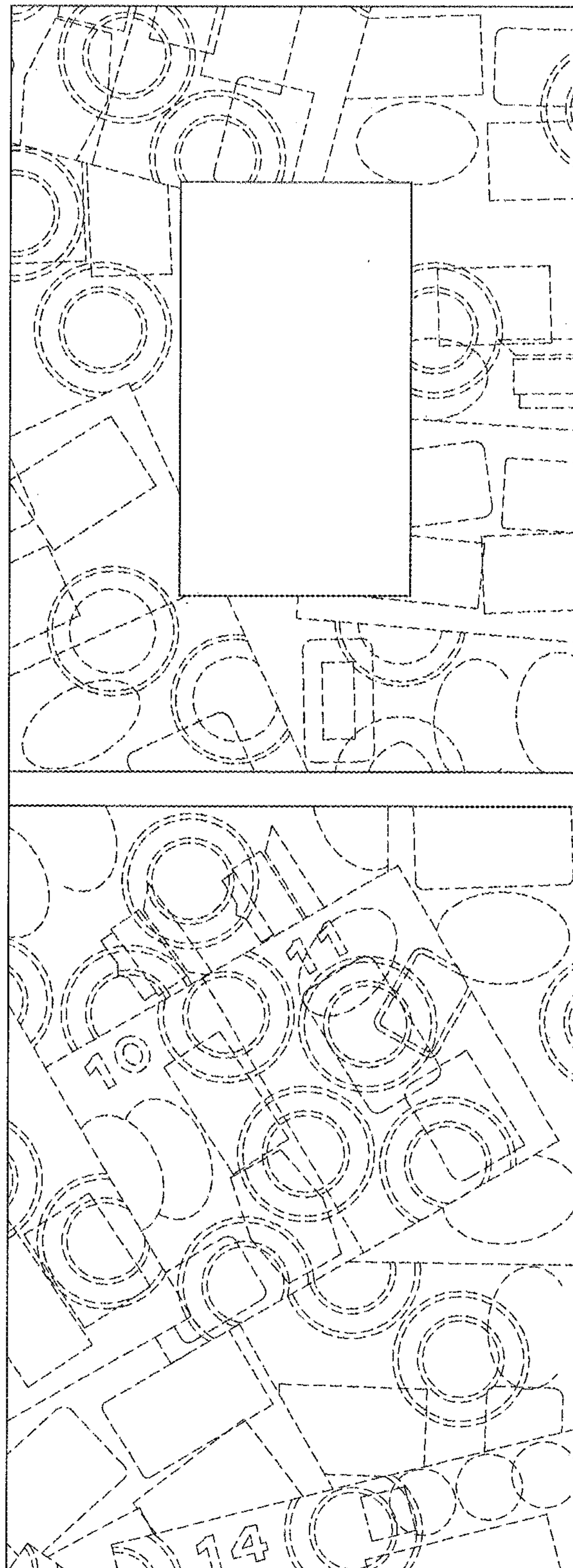


FIG. 2




FIG. 3




FIG. 5



FIG. 4



FIG. 6




FIG. 7

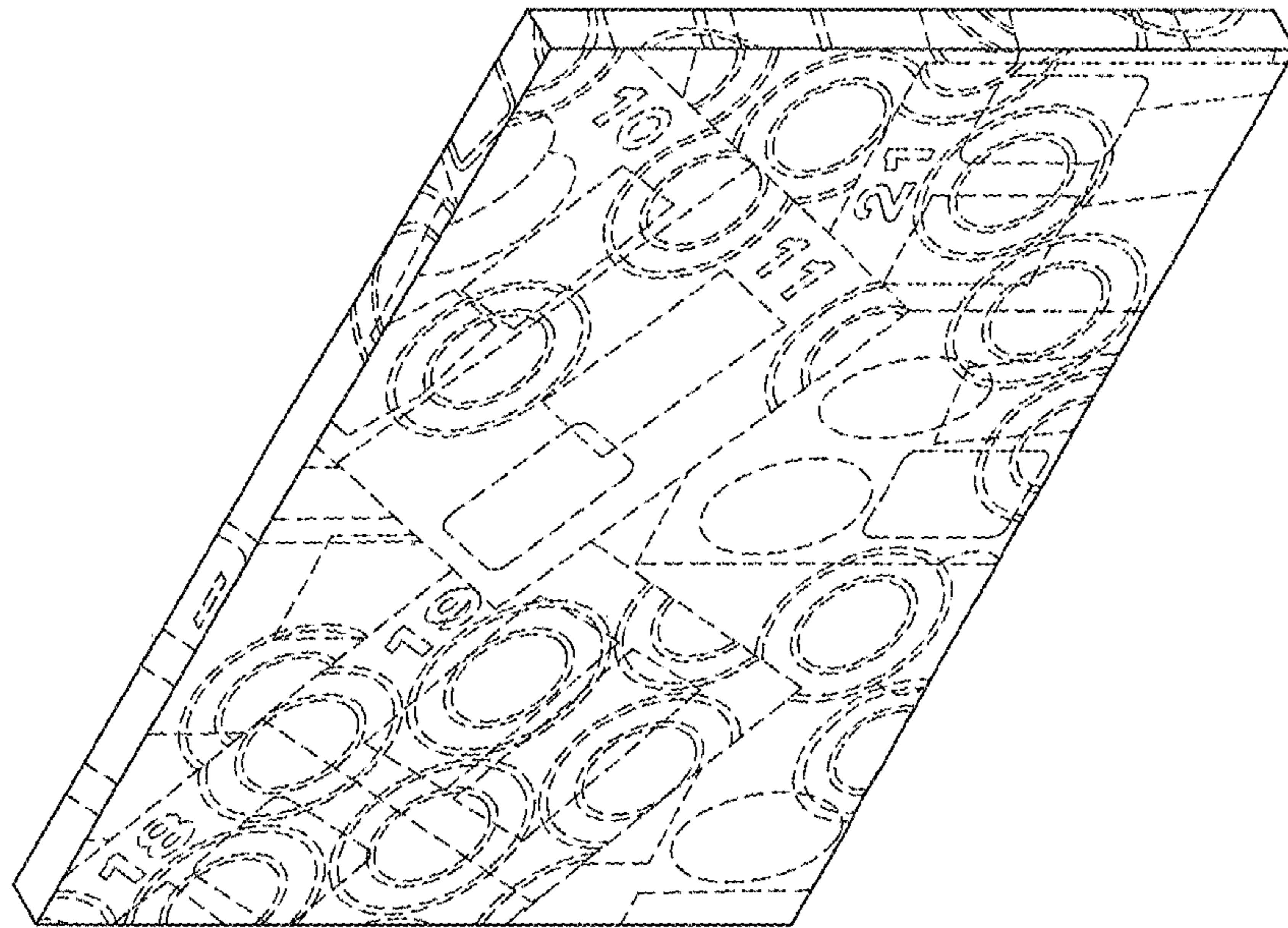


FIG. 8

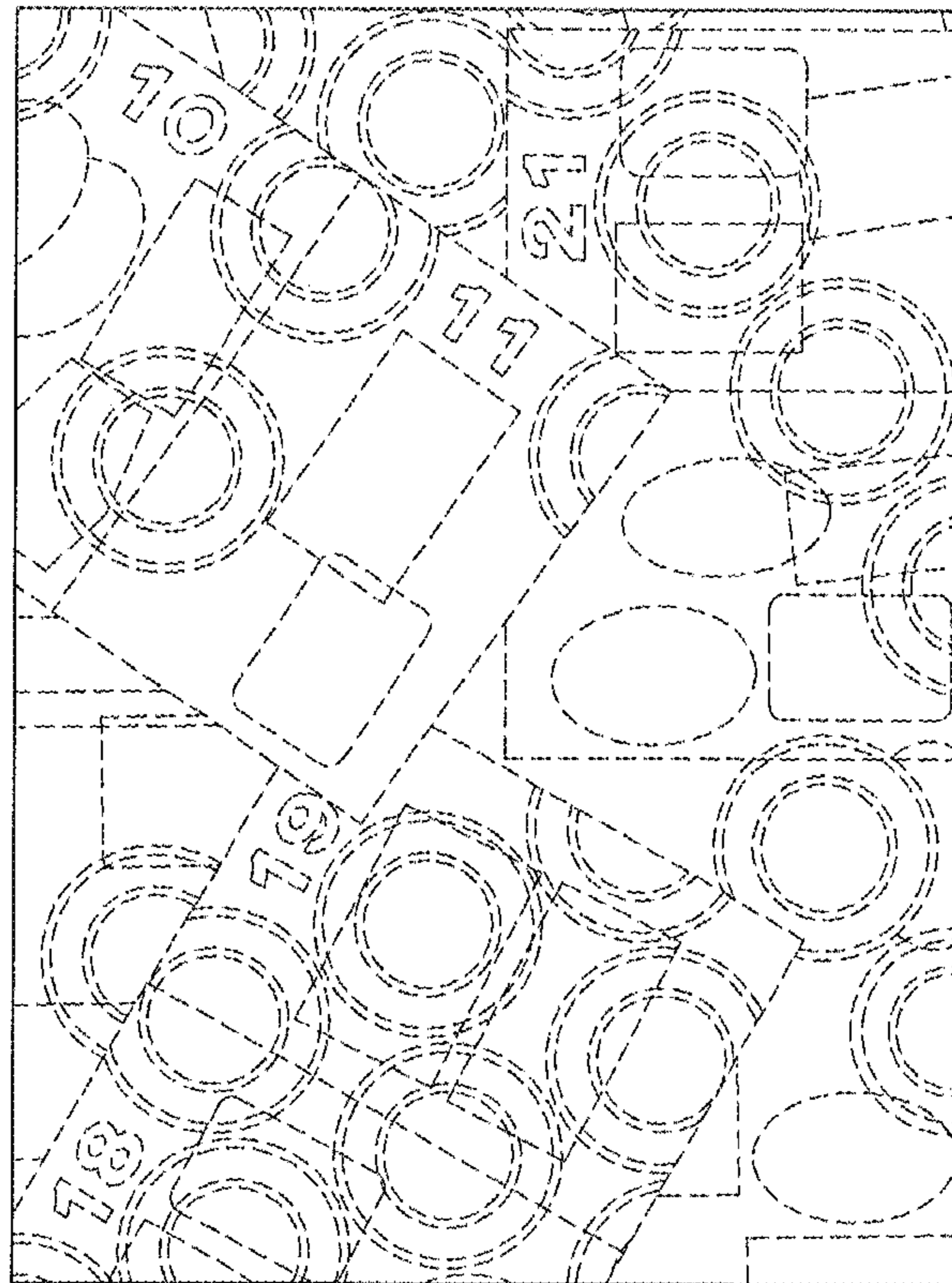


FIG. 9