



US00D793436S

(12) **United States Design Patent**
Mustonen

(10) **Patent No.:** **US D793,436 S**
(45) **Date of Patent:** **** Aug. 1, 2017**

(54) **DISPLAY SCREEN OR PORTION THEREOF WITH ICON**

(71) Applicant: **ABB Technology Oy**, Helsinki (FI)

(72) Inventor: **Harri Mustonen**, Espoo (FI)

(73) Assignee: **ABB Technology Oy**, Helsinki (FI)

(**) Term: **15 Years**

(21) Appl. No.: **29/578,510**

(22) Filed: **Sep. 22, 2016**

Related U.S. Application Data

(62) Division of application No. 29/546,997, filed on Nov. 30, 2015.

Foreign Application Priority Data

Jul. 2, 2015 (EM) 002730028

(51) **LOC (10) Cl.** **14-04**

(52) **U.S. Cl.**
USPC **D14/490; D14/491**

(58) **Field of Classification Search**
USPC D14/485-95; D18/24-33; D19/6, 52;
D20/11; D21/324-33; 715/700-867,
715/973-77
CPC G06F 3/048-3/04897
See application file for complete search history.

(56) **References Cited**

U.S. PATENT DOCUMENTS

- 4,458,331 A * 7/1984 Amezcua G06F 17/24
715/804
- 5,682,511 A * 10/1997 Sposato G06F 3/0481
348/E5.103
- D385,867 S 11/1997 Levin
- D388,779 S 1/1998 Polson et al.

- 5,898,419 A * 4/1999 Liu G06F 3/0481
345/660
- D572,719 S 7/2008 Beamish et al.
- D576,174 S * 9/2008 Ording D14/487
- D585,910 S * 2/2009 Chen D14/491
- D592,223 S * 5/2009 Neuhaus D14/491
- D602,948 S 10/2009 Ogura et al.
- D616,453 S 5/2010 MacBeth et al.
- D633,517 S * 3/2011 Weir D14/487
- D677,690 S * 3/2013 Phelan D14/487
- D682,877 S * 5/2013 Hartley D14/488
- 8,555,195 B2 * 10/2013 Piersol G06F 3/0483
715/787
- D696,289 S 12/2013 Kern et al.
- D698,806 S * 2/2014 Funabashi D14/487
- D699,259 S * 2/2014 Funabashi D14/487
- D701,530 S 3/2014 Glaeske

(Continued)

Primary Examiner — Melanie H Tung

(74) *Attorney, Agent, or Firm* — Whitmyer IP Group LLC

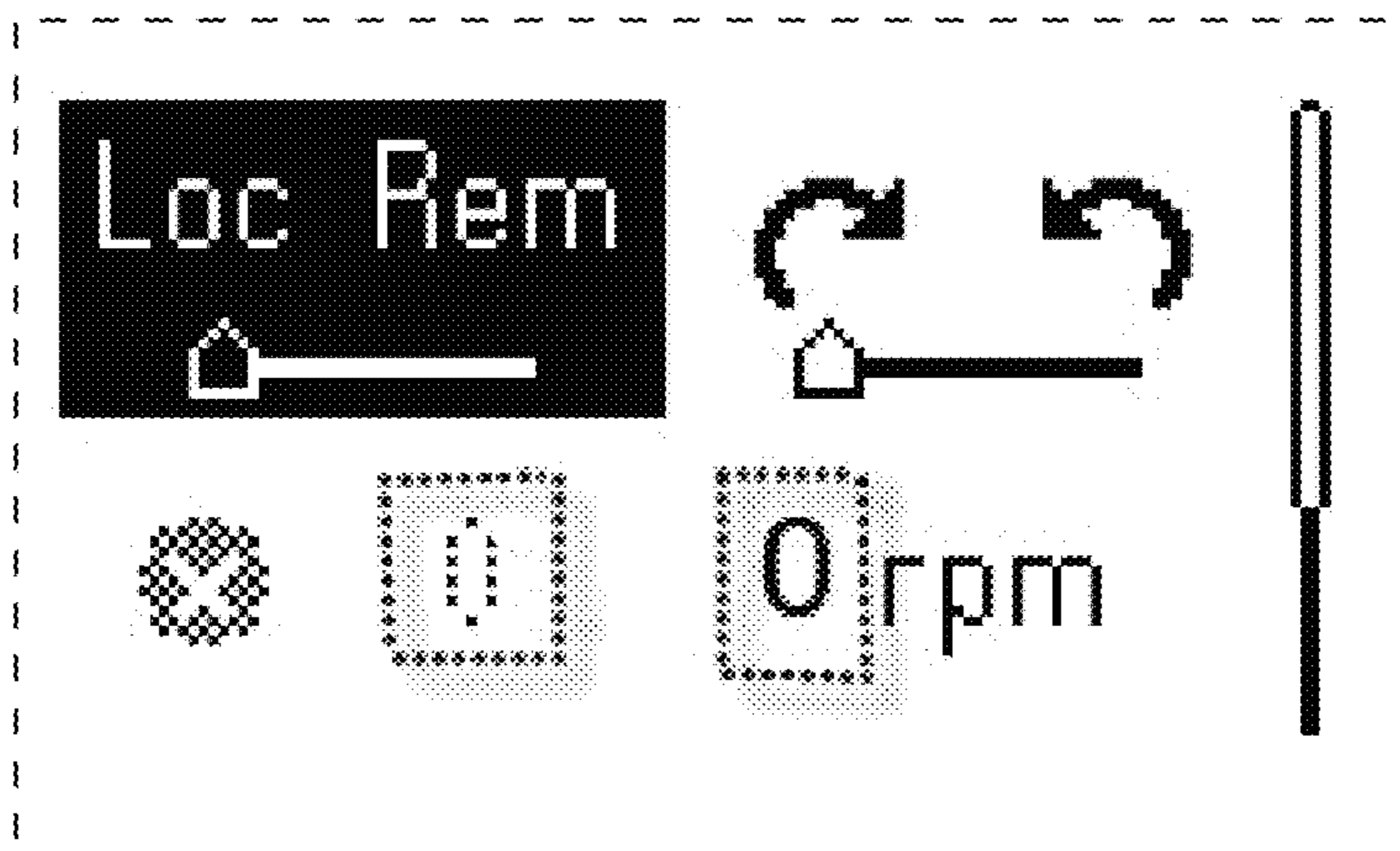
(57) **CLAIM**

The ornamental design for a display screen or portion thereof with icon, as shown and described.

DESCRIPTION

FIG. 1 is a front view of a display screen or portion thereof with animated icon showing the new design;
 FIG. 2 is a front view of a second embodiment thereof;
 FIG. 3 is a front view of a third embodiment thereof;
 FIG. 4 is a front view of a fourth embodiment thereof;
 FIG. 5 is a front view of a fifth embodiment thereof;
 FIG. 6 is a front view of a sixth embodiment thereof;
 FIG. 7 is a front view of a seventh embodiment thereof; and,
 FIG. 8 is a front view of an eighth embodiment thereof.
 The broken line showing of the display screen or portion thereof forms no part of the claimed design. The dotted lines showing graphic features within the icon form no part of the claimed design.

1 Claim, 2 Drawing Sheets



(56)

References Cited

U.S. PATENT DOCUMENTS

D708,208	S	7/2014	Glaeske et al.	
D715,835	S *	10/2014	Montgomery	D14/491
D716,344	S	10/2014	Anzures	
D723,058	S	2/2015	Matsuda	
D725,671	S	3/2015	Dorfmann	
D730,380	S *	5/2015	Zhong	D14/487
D730,402	S *	5/2015	Kang	D14/491
D731,521	S	6/2015	Heo et al.	
D733,740	S *	7/2015	Lee	D14/487
D738,913	S *	9/2015	Cabrera-Cordon	D14/491
D746,852	S *	1/2016	Zhou	D14/487
D751,576	S	3/2016	Kim et al.	
D752,638	S *	3/2016	Akana	14/4
D758,433	S *	6/2016	Lee	D14/489
D761,276	S	7/2016	Rawlins et al.	
D763,875	S *	8/2016	Yuk	D14/485
D765,684	S *	9/2016	Zheng	D14/486
D769,297	S *	10/2016	Jewitt	D14/487
D771,679	S *	11/2016	Dzierson	D14/486
D775,196	S *	12/2016	Huang	D14/489
D776,712	S *	1/2017	Murata	D14/490

* cited by examiner

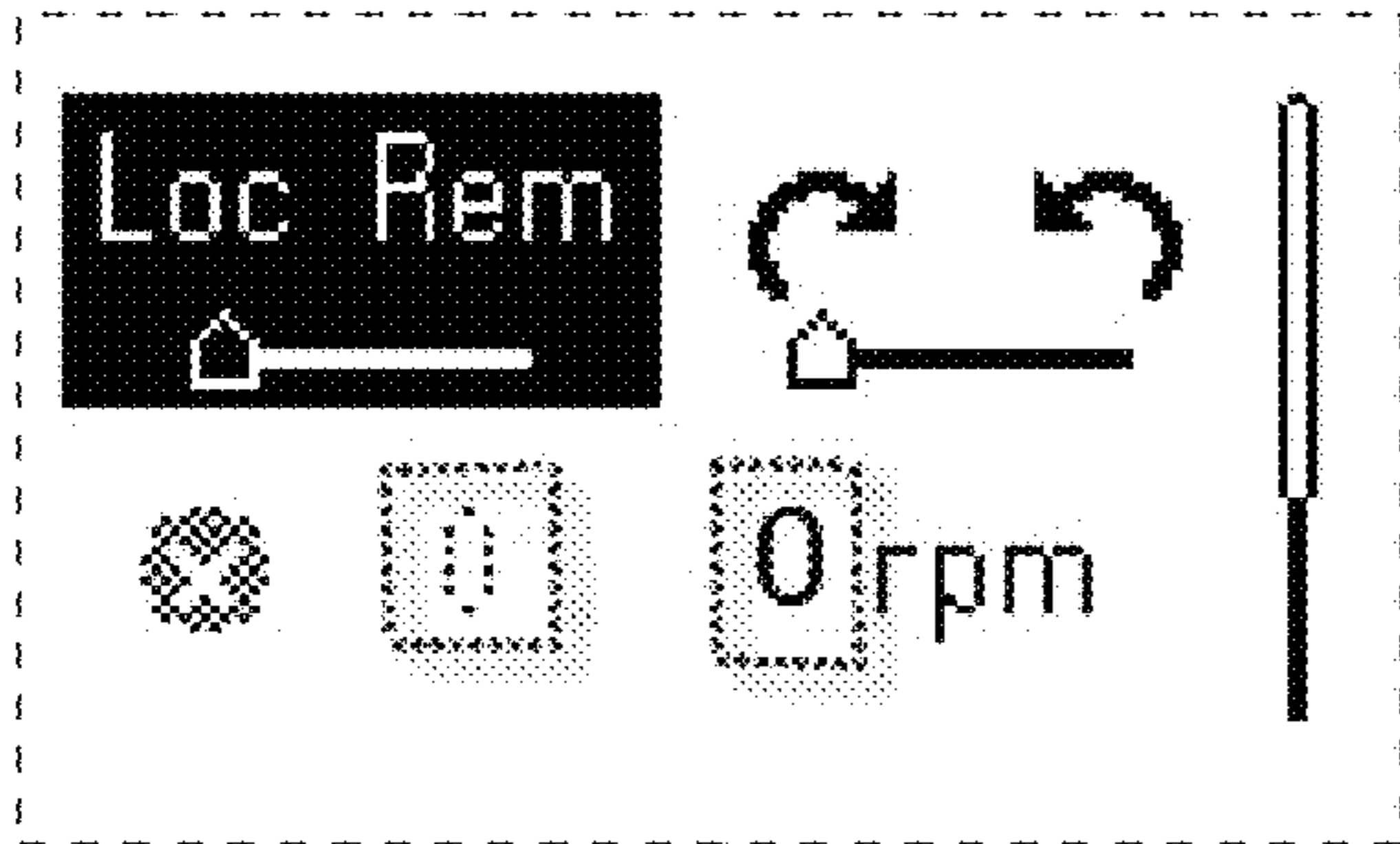


FIG. 1

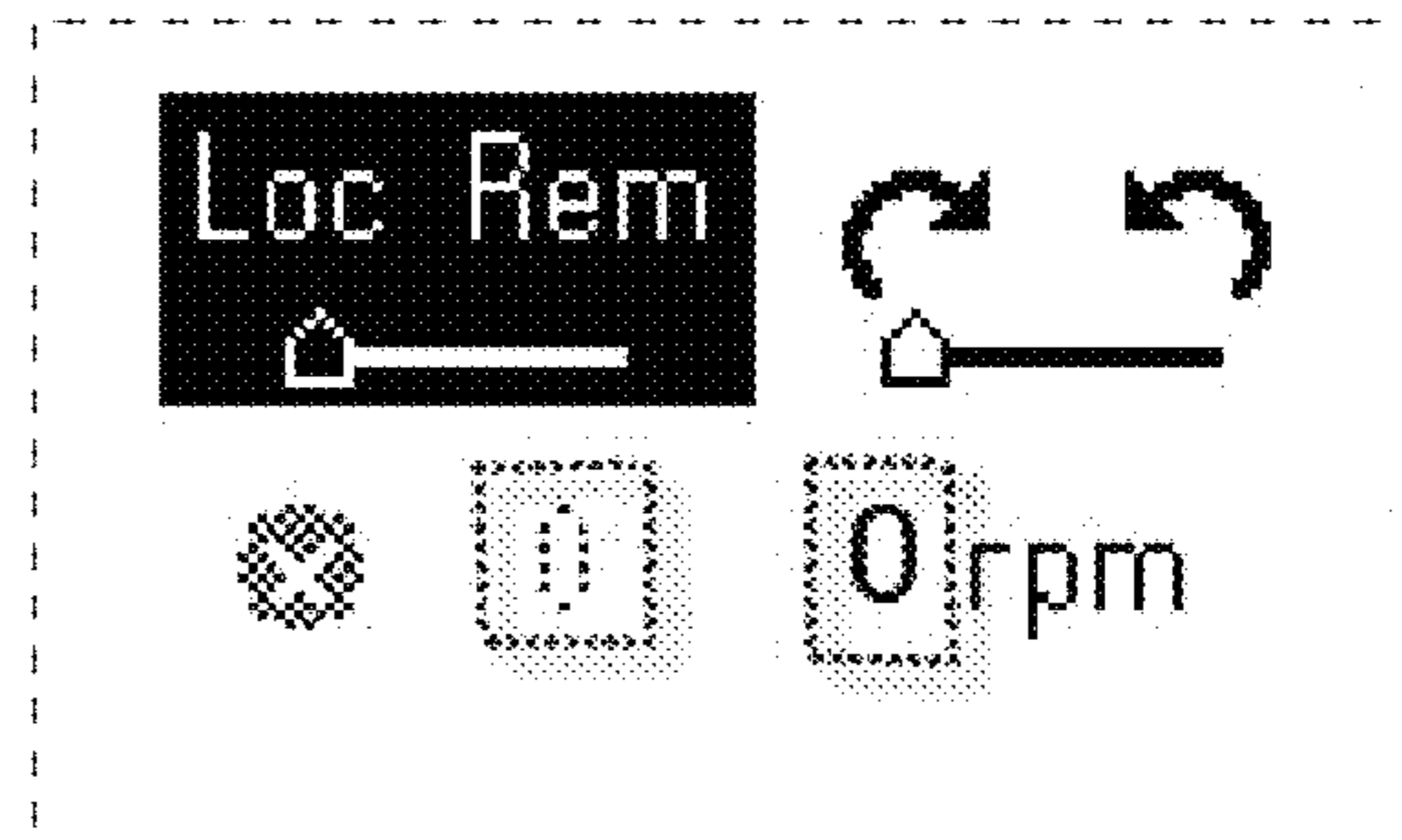


FIG. 2

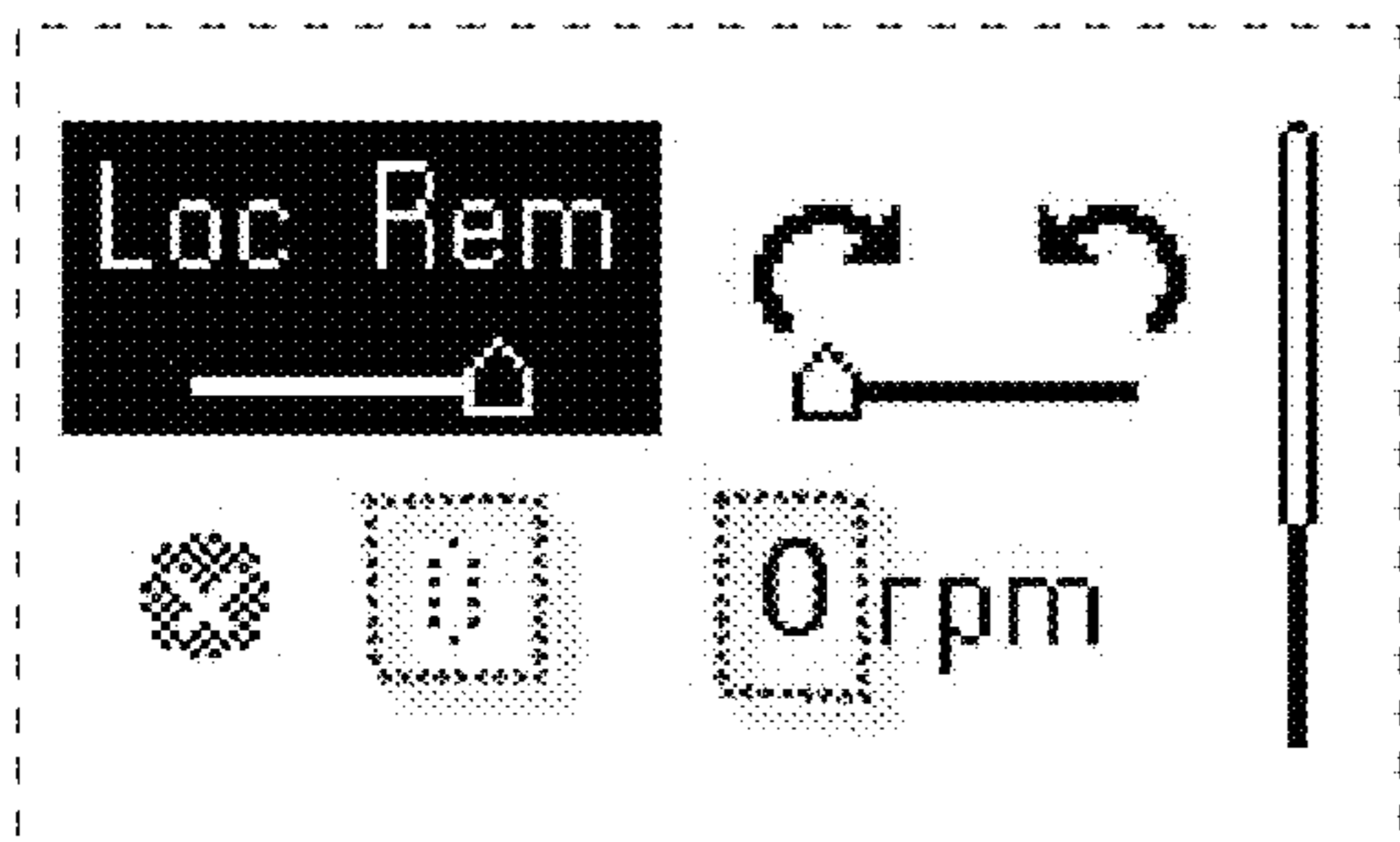


FIG. 3

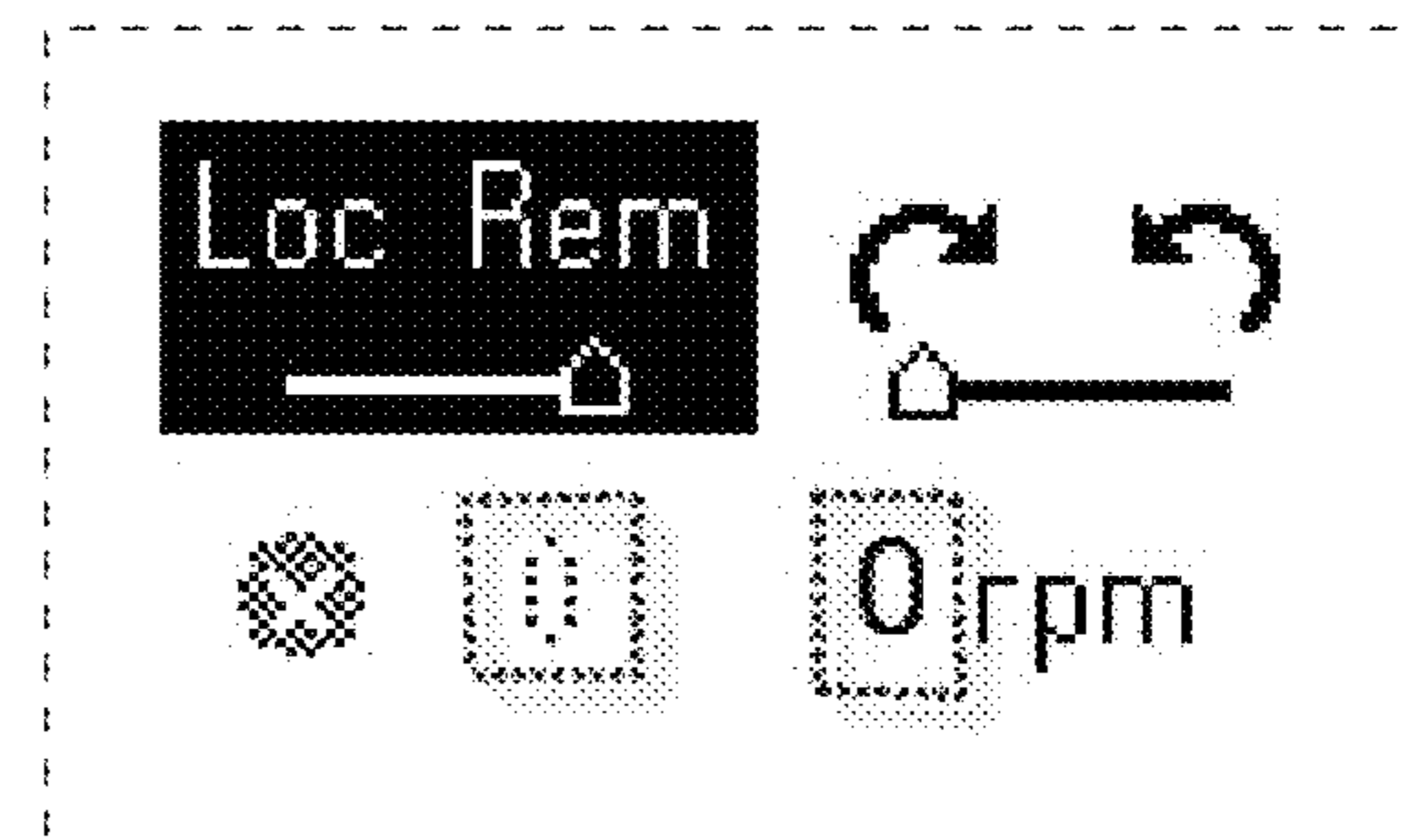


FIG. 4

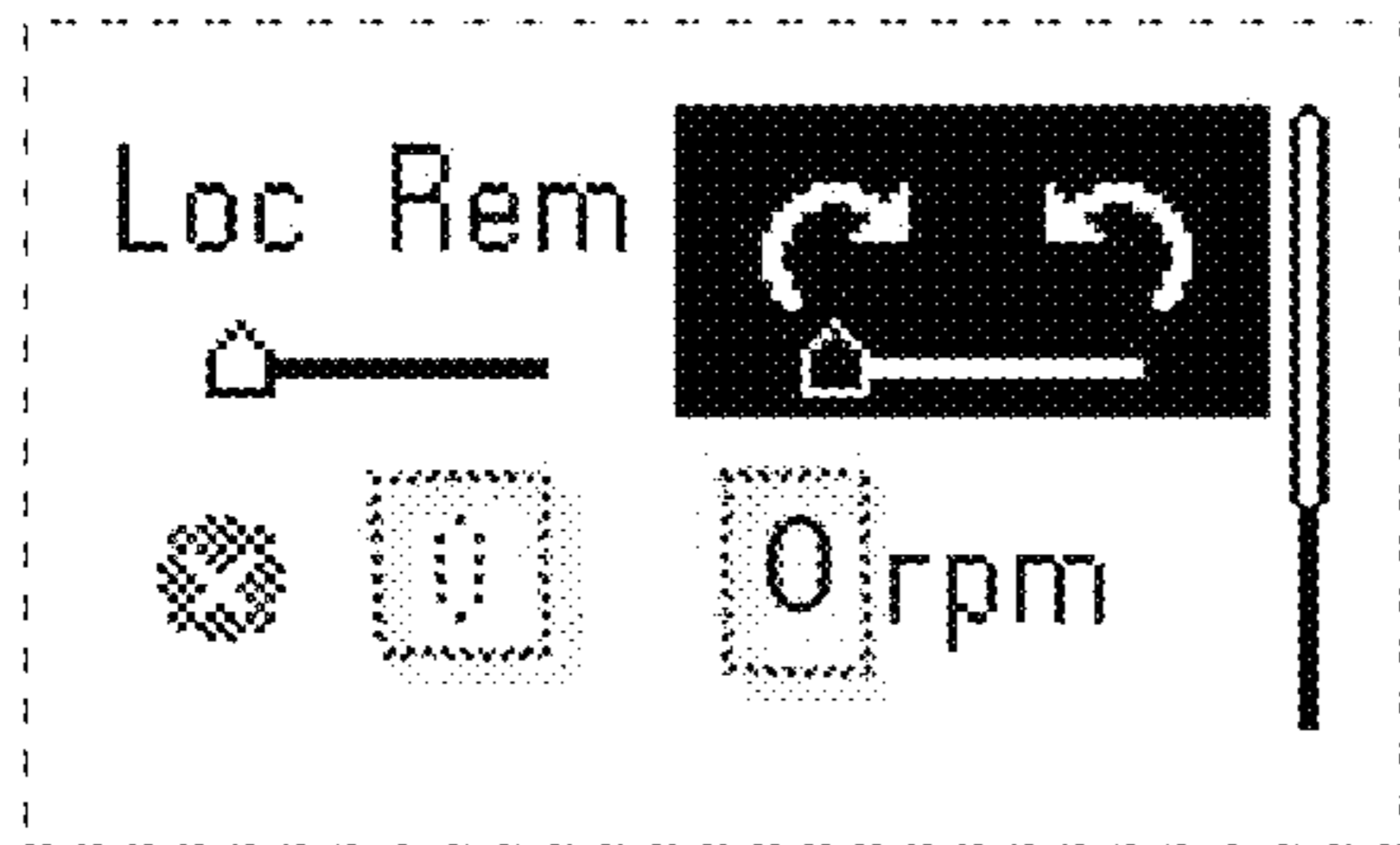


FIG. 5

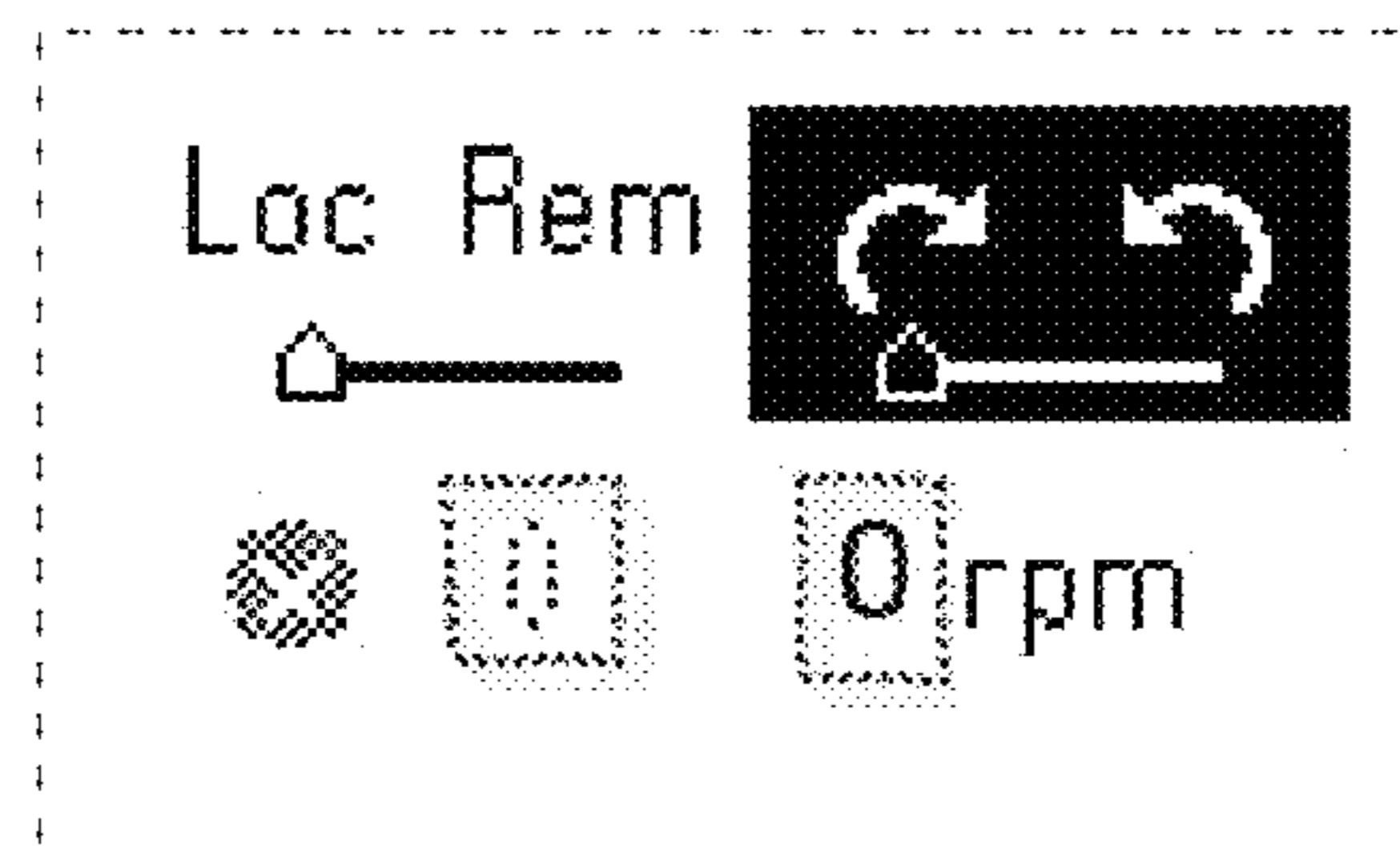


FIG. 6

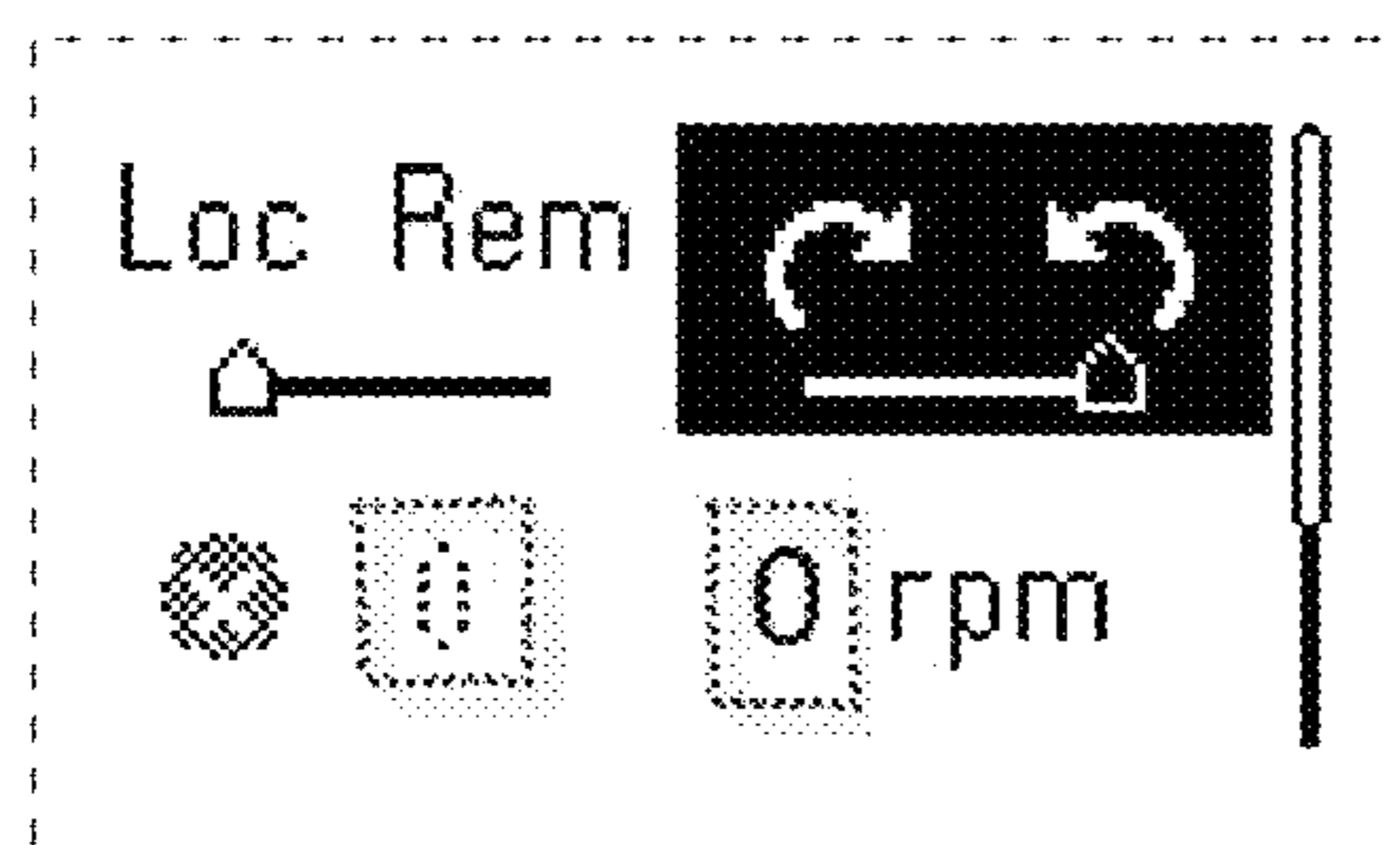


FIG. 7

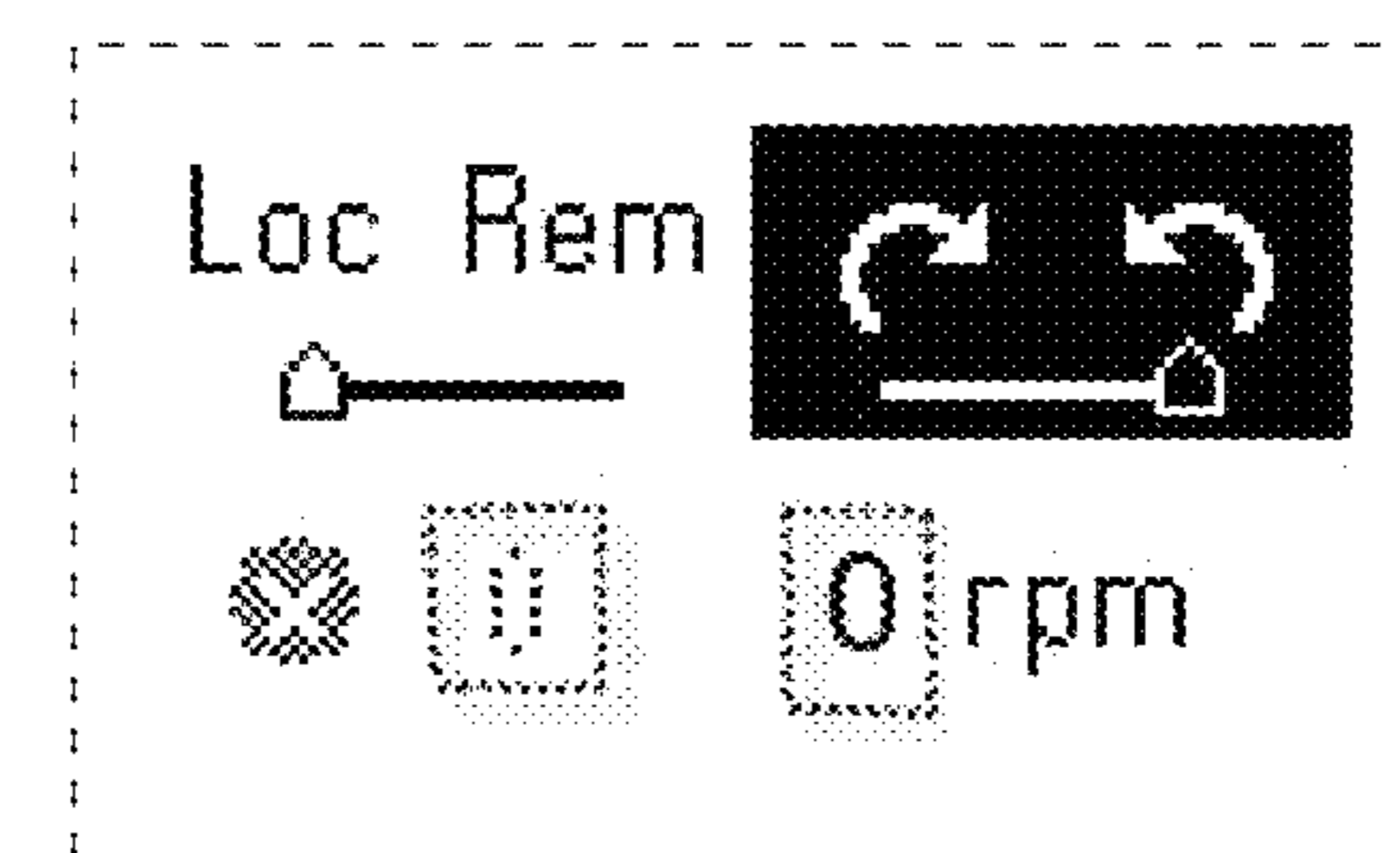


FIG. 8