



US00D793435S

(12) **United States Design Patent**
Mustonen

(10) **Patent No.:** **US D793,435 S**

(45) **Date of Patent:** **** Aug. 1, 2017**

(54) **DISPLAY SCREEN OR PORTION THEREOF WITH ICON**

(71) Applicant: **ABB Technology Oy**, Helsinki (FI)

(72) Inventor: **Harri Mustonen**, Espoo (FI)

(73) Assignee: **ABB Technology Oy**, Helsinki (FI)

(**) Term: **15 Years**

(21) Appl. No.: **29/578,505**

(22) Filed: **Sep. 22, 2016**

Related U.S. Application Data

(62) Division of application No. 29/546,997, filed on Nov. 30, 2015.

(30) **Foreign Application Priority Data**

Jul. 2, 2015 (EM) 002730028

(51) **LOC (10) Cl.** **14-04**

(52) **U.S. Cl.**
USPC **D14/489**

(58) **Field of Classification Search**
USPC D14/485-95; D18/24-33; D19/6, 52;
D20/11; D21/324-33; 715/700-867,
715/973-77

CPC G06F 3/048-3/04897
See application file for complete search history.

(56) **References Cited**

U.S. PATENT DOCUMENTS

- 4,458,331 A * 7/1984 Amezcua G06F 17/24
715/804
- 5,682,511 A * 10/1997 Sposato G06F 3/0481
348/E5.103
- D385,867 S 11/1997 Levin

- D388,779 S 1/1998 Polson et al.
- 5,864,339 A * 1/1999 Bedford-Roberts G06F 3/04883
345/173
- 5,898,419 A * 4/1999 Liu G06F 3/0481
345/660
- D418,497 S * 1/2000 Howard, III D14/489
- D475,064 S * 5/2003 Nashida D14/489
- D572,719 S 7/2008 Beamish et al.
- D602,948 S 10/2009 Ogura et al.
- D616,453 S 5/2010 MacBeth et al.
- D677,690 S * 3/2013 Phelan D14/487
- D682,876 S * 5/2013 MacNeil D14/488
- 8,555,195 B2 * 10/2013 Piersol G06F 3/0483
715/787
- D696,289 S 12/2013 Kern et al.
- D697,081 S * 1/2014 van Dongen D14/489
- D701,530 S 3/2014 Glaeske
- D703,692 S * 4/2014 Phelan D14/488
- D705,810 S * 5/2014 Ma D14/487
- D708,208 S 7/2014 Glaeske et al.
- D716,344 S 10/2014 Anzures
- D723,058 S 2/2015 Matsuda
- D725,671 S 3/2015 Dorfmann
- D728,619 S * 5/2015 Myung D14/491
- D731,521 S 6/2015 Heo et al.
- D747,743 S * 1/2016 Lee D14/495
- D751,576 S 3/2016 Kim et al.

(Continued)

Primary Examiner — Melanie H Tung

(74) *Attorney, Agent, or Firm* — Whitmyer IP Group LLC


(57) **CLAIM**

The ornamental design for a display screen or portion thereof with icon, as shown and described.

DESCRIPTION

FIG. 1 is a front view of a display screen or portion thereof with icon showing the new design; and, FIG. 2 is a front view of a second embodiment thereof. The broken line showing of the display screen or portion thereof forms no part of the claimed design.

1 Claim, 1 Drawing Sheet



(56)

References Cited

U.S. PATENT DOCUMENTS

D758,433 S *	6/2016	Lee	D14/489
D760,279 S *	6/2016	Lee	D14/489
D760,776 S *	7/2016	Lee	D14/489
D761,276 S	7/2016	Rawlins et al.	
D763,875 S *	8/2016	Yuk	D14/485
D765,684 S *	9/2016	Zheng	D14/486
D768,192 S *	10/2016	Gil	D14/488
D770,522 S *	11/2016	Crone	D14/489
D773,479 S *	12/2016	Trabona	D14/485
D775,196 S *	12/2016	Huang	D14/489

* cited by examiner

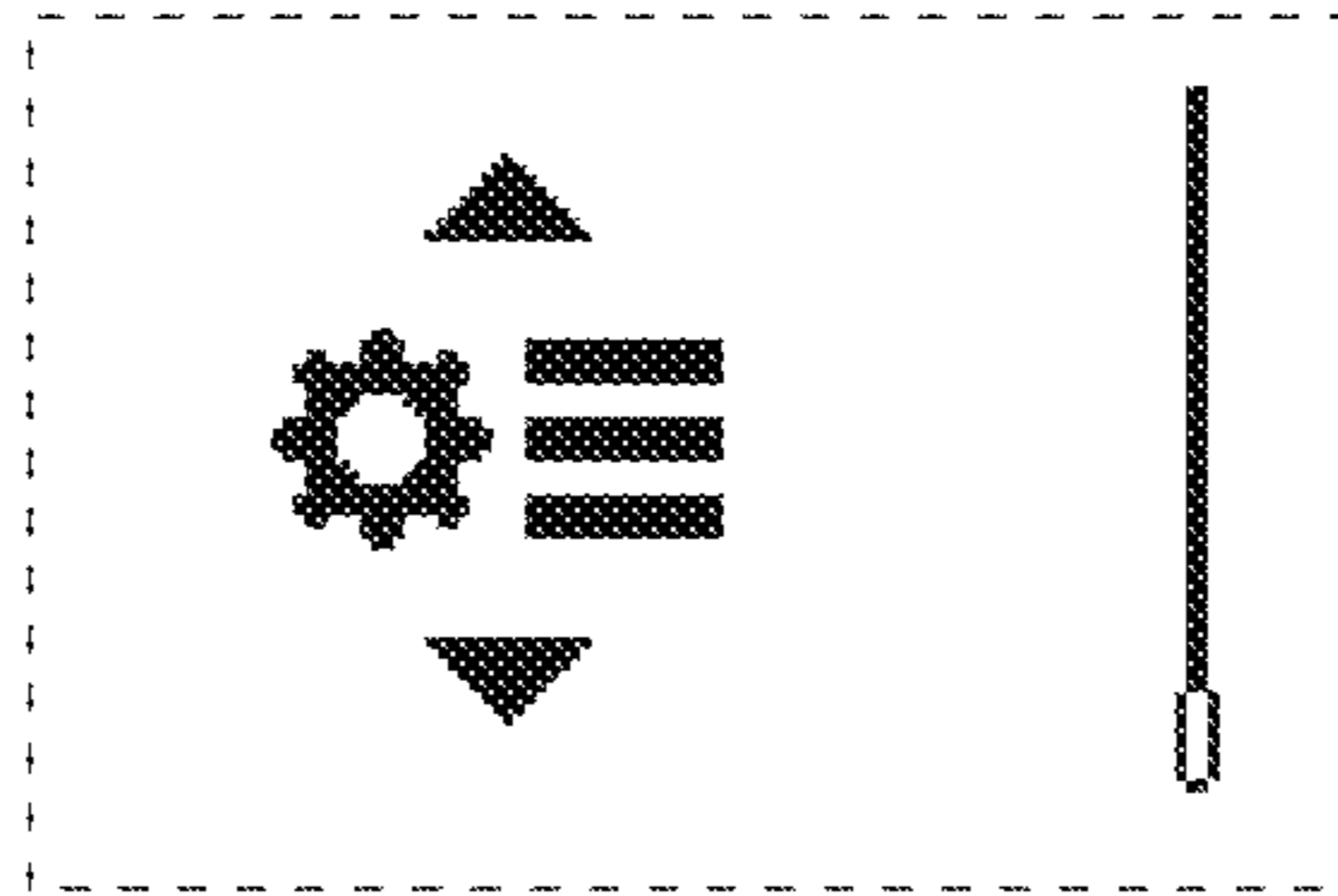


FIG. 1

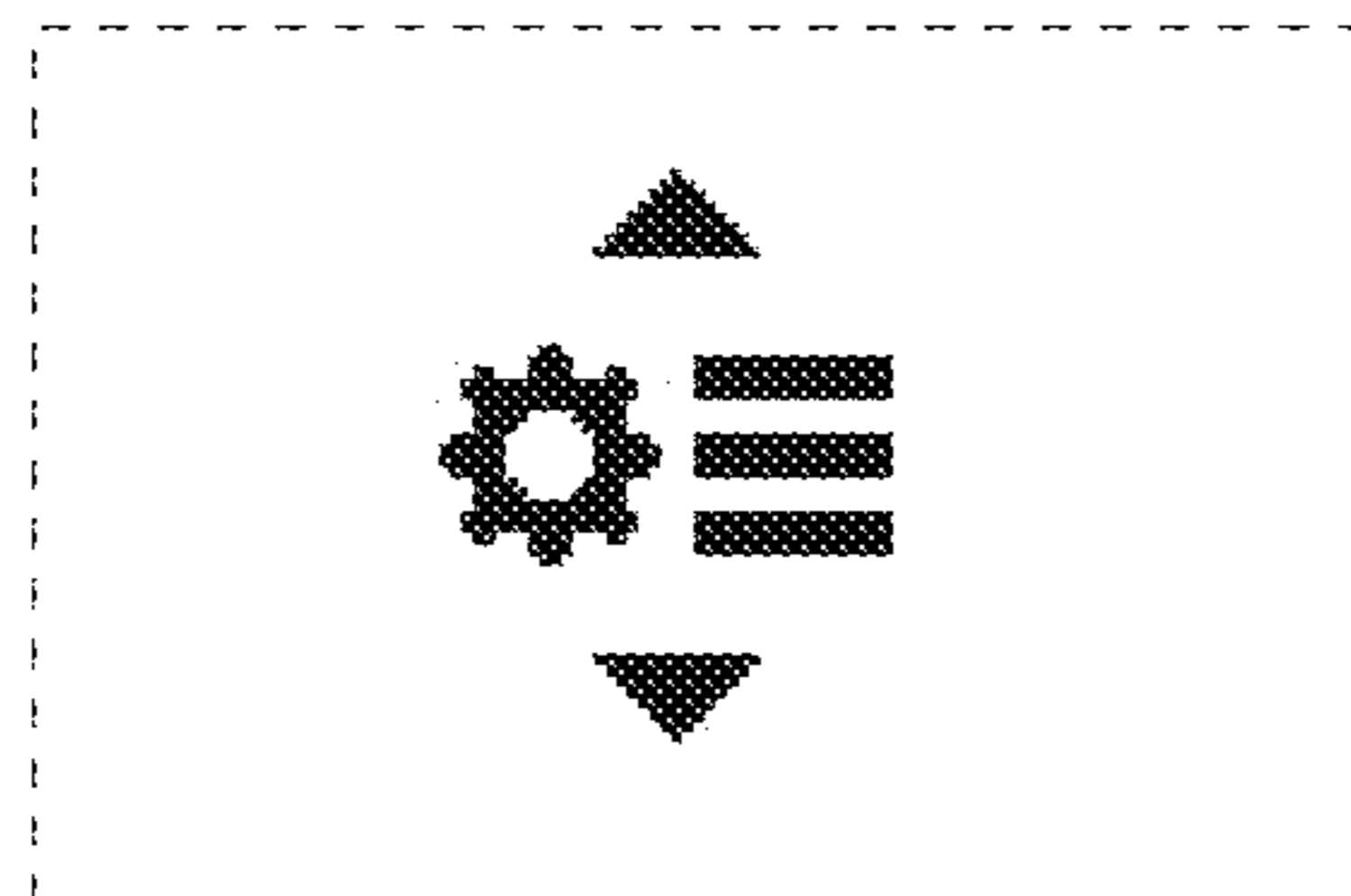


FIG. 2