

US00D793424S

(12) **United States Design Patent** (10) **Patent No.:** **US D793,424 S**
Bao et al. (45) **Date of Patent:** **** Aug. 1, 2017**

(54) **DISPLAY SCREEN OR PORTION THEREOF WITH ANIMATED GRAPHICAL USER INTERFACE**

D766,919 S * 9/2016 Patel D14/485
D766,929 S * 9/2016 Webster D14/485
D768,692 S * 10/2016 Jahani D14/486

(Continued)

(71) Applicant: **Yieldmo Inc.**, New York, NY (US)

Primary Examiner — Melanie H Tung

(72) Inventors: **Yiming Bao**, New York, NY (US); **Bo Wang**, Jersey City, NJ (US); **David Goligorsky**, New York, NY (US)

(74) *Attorney, Agent, or Firm* — Run8 Patent Group; Peter Miller

(73) Assignee: **Yieldmo, Inc.**, New York, NY (US)

(57) **CLAIM**

(**) Term: **15 Years**

The ornamental design for a display screen or portion thereof with animated graphical user interface, as shown and described.

(21) Appl. No.: **29/548,368**

DESCRIPTION

(22) Filed: **Dec. 13, 2015**

(51) **LOC (10) Cl.** **14-04**

(52) **U.S. Cl.**
USPC **D14/488**

(58) **Field of Classification Search**
USPC D14/485-95; D18/24-33; D19/6, 52;
D20/11; D21/324-33; 715/700-867,
715/973-77

CPC G06F 3/048-3/04897

See application file for complete search history.

(56) **References Cited**

U.S. PATENT DOCUMENTS

D555,663	S	*	11/2007	Nagata	D14/488
D555,664	S	*	11/2007	Nagata	D14/488
D664,561	S	*	7/2012	Gleasant	D14/488
D716,338	S	*	10/2014	Lee	D14/488
D746,834	S	*	1/2016	Gray	D14/485
D752,632	S	*	3/2016	Seo	D14/488
D757,040	S	*	5/2016	Zankowski	D14/485
D757,086	S	*	5/2016	Kang	D14/488
D760,734	S	*	7/2016	Patel	D14/485
D760,770	S	*	7/2016	Zhu	D14/488
D762,671	S	*	8/2016	Chan	D14/485
D763,900	S	*	8/2016	Jeon	D14/488
D765,134	S	*	8/2016	Lee	D14/487

FIG. 1 is a front portrait view of a display screen or portion thereof with an animated graphical user interface showing a first image in the sequence showing our new design;

FIG. 2 is a second image thereof;

FIG. 3 is a third image thereof;

FIG. 4 is a fourth image thereof;

FIG. 5 is a fifth image thereof;

FIG. 6 is a sixth image thereof;

FIG. 7 is a seventh image thereof;

FIG. 8 is an eighth image thereof;

FIG. 9 is a ninth image thereof;

FIG. 10 is a tenth image thereof;

FIG. 11 is an eleventh image thereof;

FIG. 12 is a twelfth image thereof;

FIG. 13 is a thirteenth image thereof;

FIG. 14 is a fourteenth image thereof;

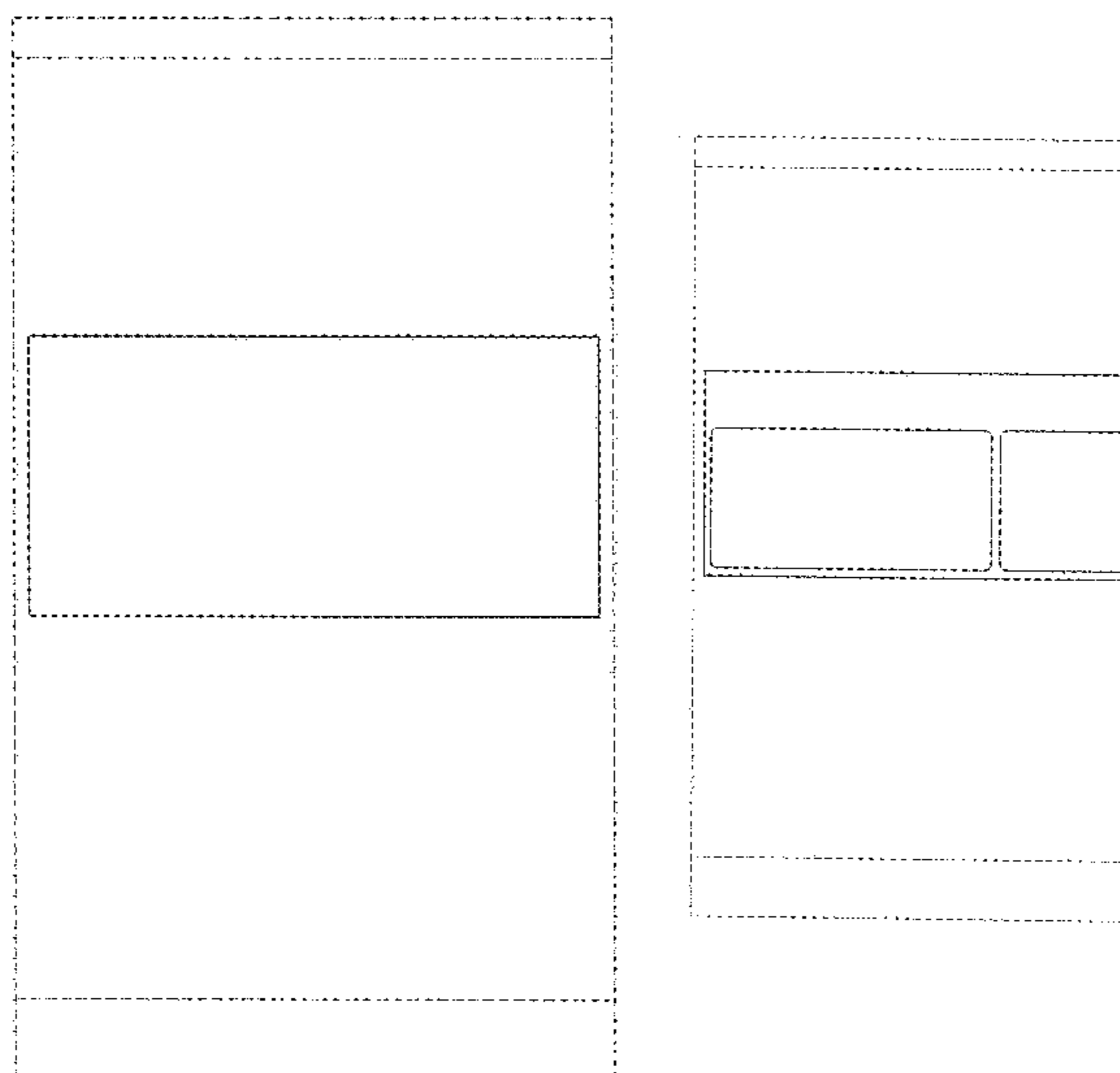
FIG. 15 is a fifteenth image thereof; and,

FIG. 16 is a sixteenth image thereof.

The broken lines in the figures show a display screen or portion thereof and form no part of the claimed design.

The appearance of the image transitions sequentially between the images shown in FIGS. 1-16. The process or period in which an image transitions to another forms no part of the claimed design.

1 Claim, 16 Drawing Sheets



(56)

References Cited

U.S. PATENT DOCUMENTS

D769,295 S * 10/2016 Han D14/486
D770,521 S * 11/2016 Lee D14/488
D775,187 S * 12/2016 Seo D14/486

* cited by examiner




FIG. 1

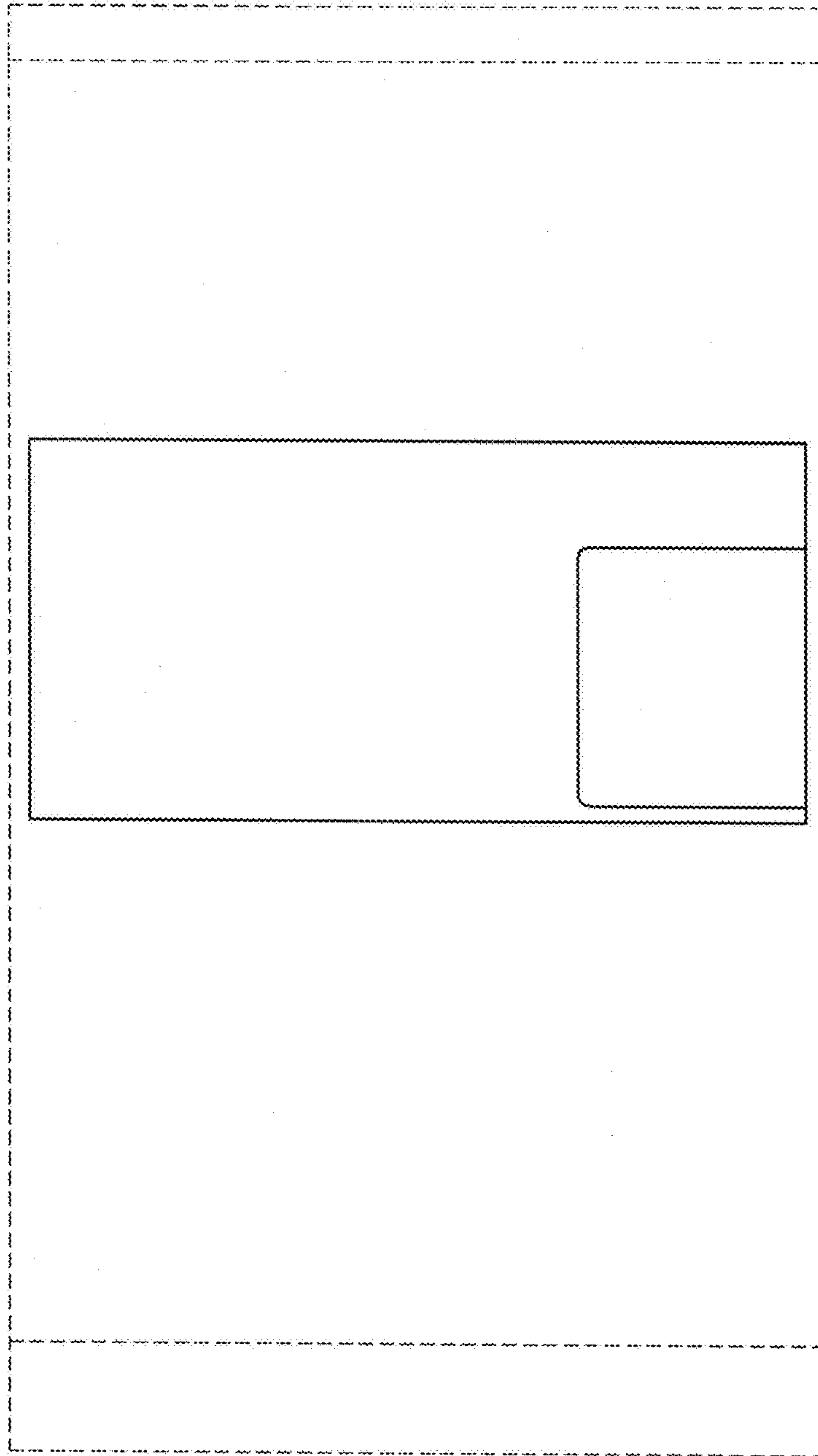


FIG. 2




FIG. 3




FIG. 4




FIG. 5




FIG. 6




FIG. 7




FIG. 8




FIG. 9




FIG. 10




FIG. 11




FIG. 12

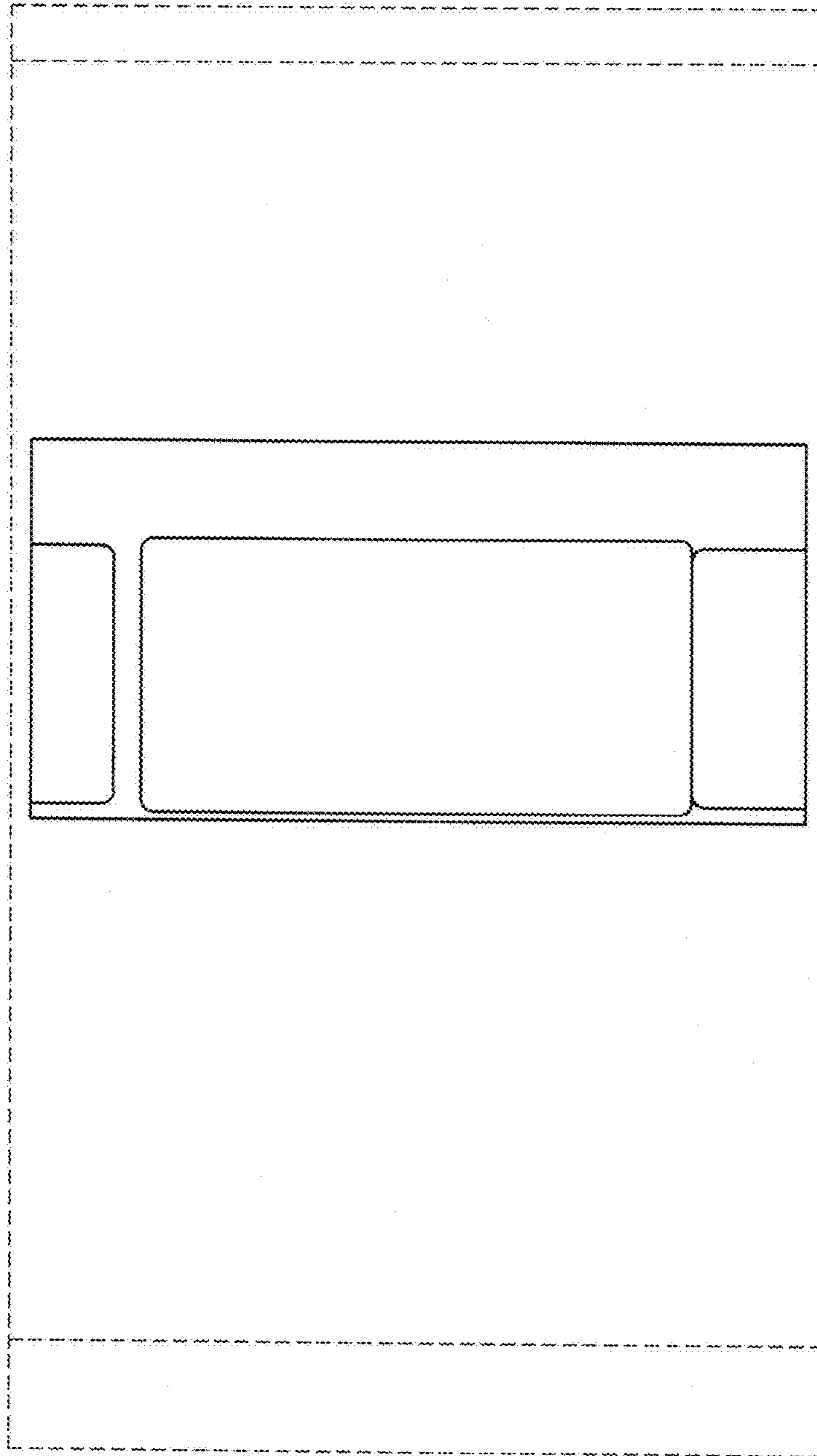


FIG. 13




FIG. 14




FIG. 15

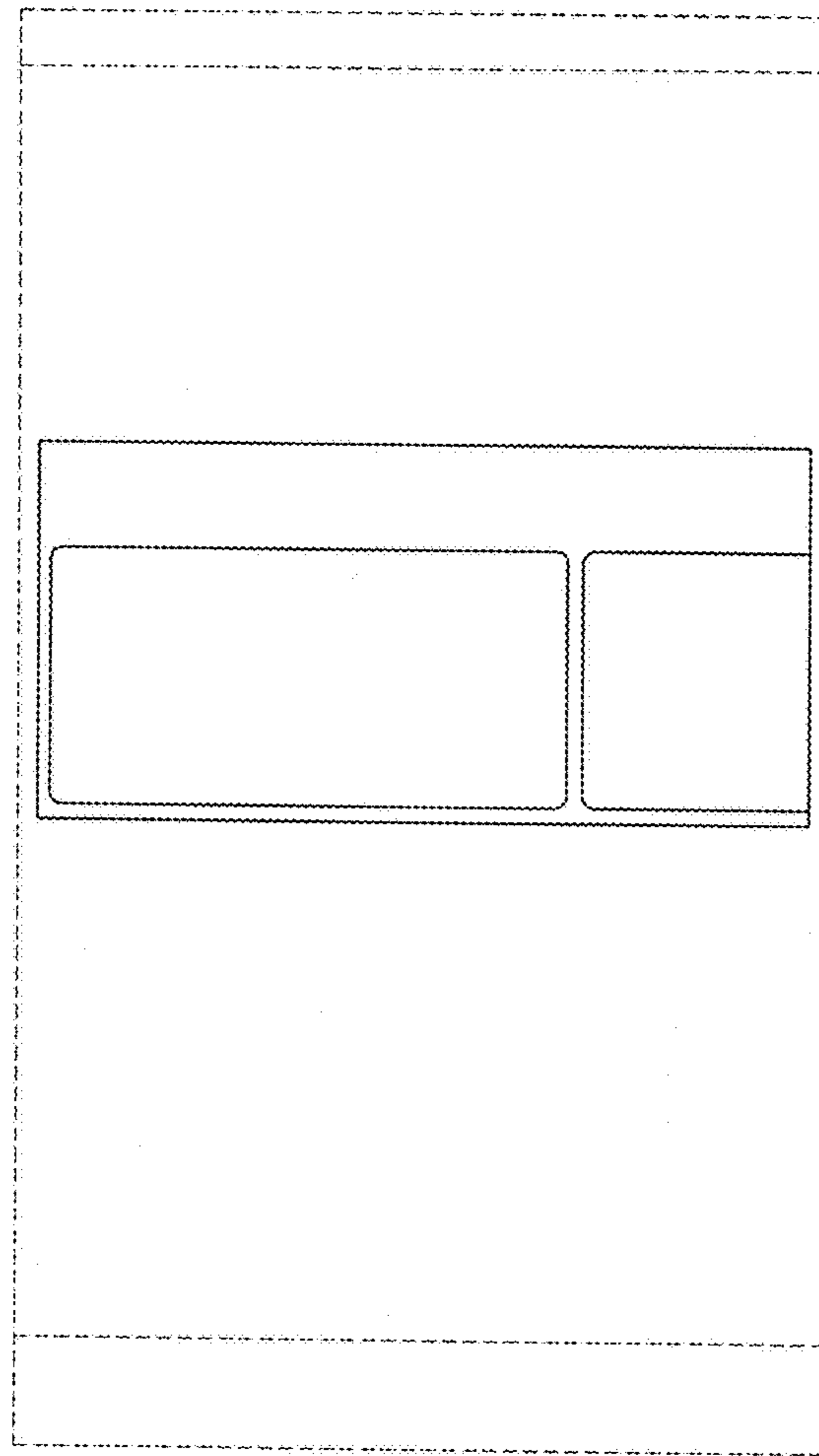


FIG. 16