



US00D793380S

(12) **United States Design Patent**
Ballou et al.

(10) **Patent No.:** **US D793,380 S**

(45) **Date of Patent:** **** Aug. 1, 2017**

(54) **CASE FOR PHONE**

(71) Applicant: **Pelican Products, Inc.**, Torrance, CA (US)

(72) Inventors: **Daniel Ballou**, Long Beach, CA (US);
Dustin Bullock, Austin, TX (US);
Joven De La Vega, Downey, CA (US)

(73) Assignee: **Pelican Products, Inc.**, Torrance, CA (US)

(**) Term: **15 Years**

(21) Appl. No.: **29/562,224**

(22) Filed: **Apr. 22, 2016**

(51) **LOC (10) Cl.** **14-03**

(52) **U.S. Cl.**

USPC **D14/250**

(58) **Field of Classification Search**

USPC D14/238.1, 440, 203.3–203.7, 217, 240,
D14/447, 250, 251–253, 248; D3/201,
D3/218, 247, 269, 273, 301, 303;
D13/103, 107–108, 119

CPC H04B 1/3888; H04M 1/0283; H04M
1/0202; A45C 1/06; A45C 2011/002;
A45C 11/00; A45C 13/02; A45F
2005/026; A45F 2200/0525; A45F
2200/0516

See application file for complete search history.

(56) **References Cited**

U.S. PATENT DOCUMENTS

D574,819 S * 8/2008 Andre D3/269
D575,056 S * 8/2008 Tan D3/201
D581,151 S * 11/2008 Aipa D3/201
D619,361 S * 7/2010 Andre D3/269
D626,539 S * 11/2010 Brown D14/250
D641,346 S * 7/2011 Fathollahi D14/250
D641,756 S * 7/2011 Hsieh D14/440

D669,458 S * 10/2012 Wilson D14/250
D673,940 S * 1/2013 Chang D14/250
D678,871 S * 3/2013 Mishan D14/250
8,457,701 B2 * 6/2013 Diebel H04B 1/3888
206/701
D685,776 S * 7/2013 Bau D14/250
D687,806 S * 8/2013 Hachiya D14/138 G
D703,648 S * 4/2014 Magness D14/250
D712,892 S * 9/2014 Hong D14/250
D714,276 S * 9/2014 Hu D14/250
D718,289 S * 11/2014 Brand D14/250
D721,360 S * 1/2015 Laffon de Mazieres D14/250
D737,262 S * 8/2015 Jia D14/250
D746,273 S * 12/2015 Herbst D14/250
D746,274 S * 12/2015 Herbst D14/250
D756,343 S * 5/2016 Wall D14/250

(Continued)

Primary Examiner — Carla Jobe Wright

(74) *Attorney, Agent, or Firm* — Foley & Lardner LLP

(57) **CLAIM**

We claim the ornamental design for a case for phone, as shown and described.

DESCRIPTION

FIG. 1 is a rear perspective view of a case for phone of the claimed design;
FIG. 2 is a front perspective view of the case for phone;
FIG. 3 is a bottom rear perspective view of the case for phone;
FIG. 4 is a bottom front perspective view of the case for phone;
FIG. 5 is a front view of the case for phone;
FIG. 6 is a rear view of the case for phone;
FIG. 7 is a left view of the case for phone;
FIG. 8 is a right view of the case for phone;
FIG. 9 is a top view of the case for phone; and,
FIG. 10 is a bottom view of the case for phone.
The broken lines throughout the drawing figures depict environmental portions of the case for phone that form no part of the claimed design.

1 Claim, 8 Drawing Sheets



(56)

References Cited

U.S. PATENT DOCUMENTS

D761,780 S * 7/2016 Nguyen D14/250
D763,840 S * 8/2016 Hwang D14/250
D769,866 S * 10/2016 Amit D14/250

* cited by examiner

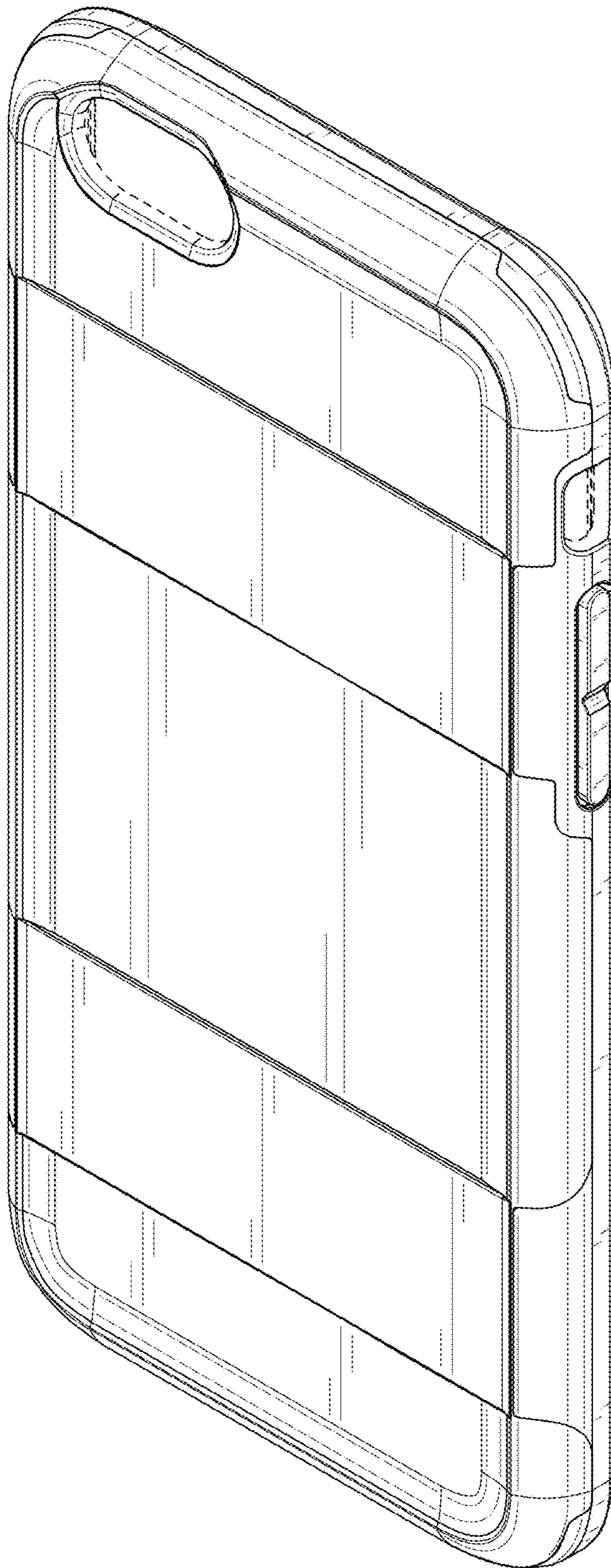


FIG. 1

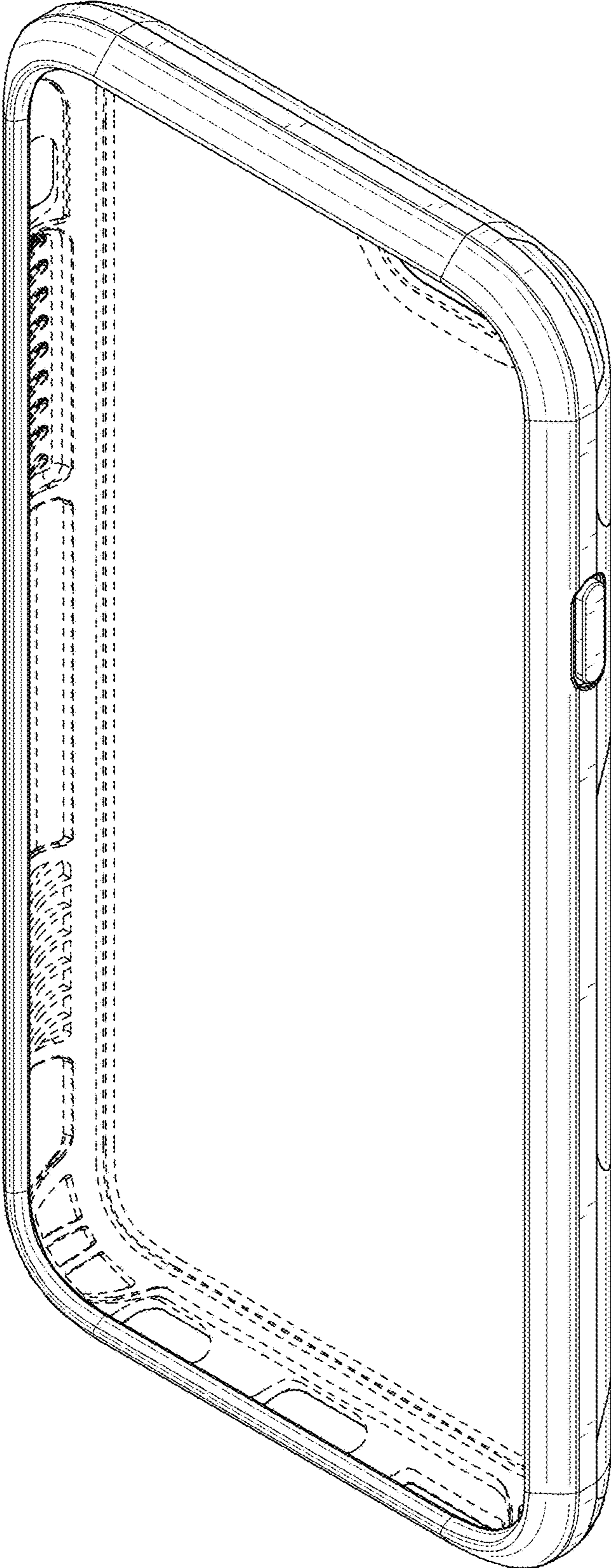


FIG. 2

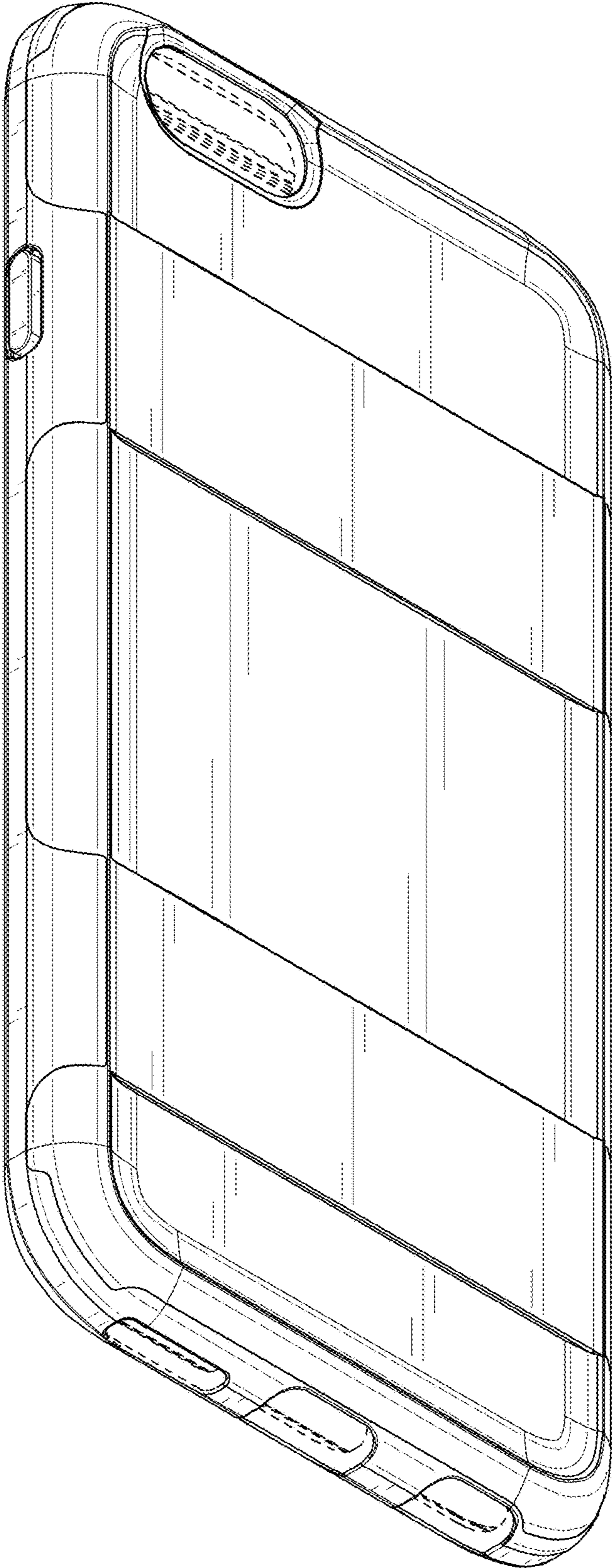


FIG. 3




FIG. 4




FIG. 5




FIG. 6




FIG. 7




FIG. 8

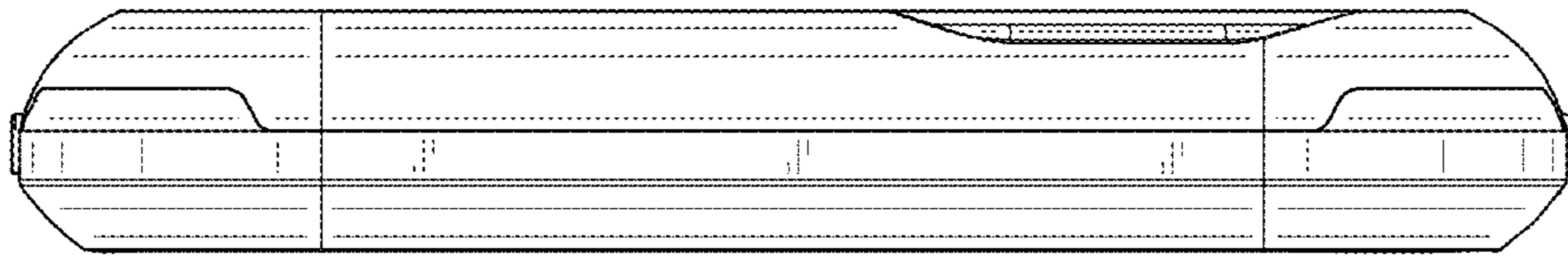


FIG. 9

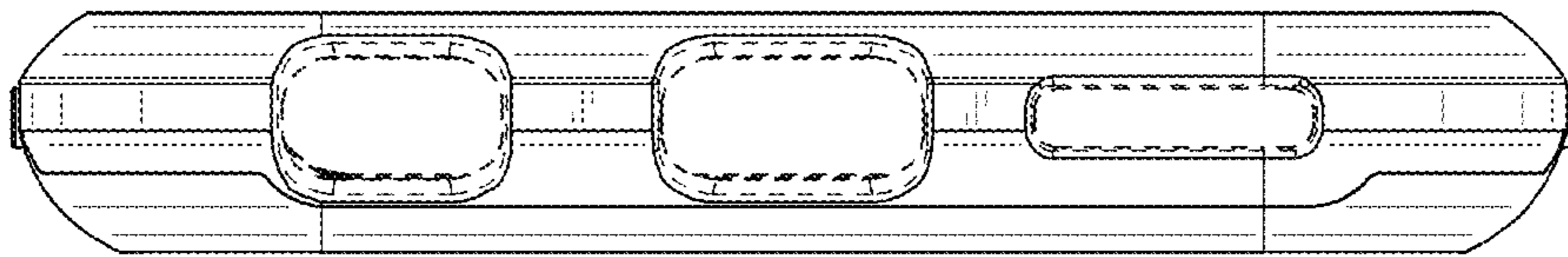


FIG. 10