



US00D793379S

(12) **United States Design Patent**  
**Zhang**

(10) **Patent No.:** **US D793,379 S**

(45) **Date of Patent:** **\*\* Aug. 1, 2017**

(54) **PHONE CASE**

(71) Applicant: **Yu Long Zhang**, Brooklyn, NY (US)

(72) Inventor: **Yu Long Zhang**, Brooklyn, NY (US)

(\*\*) Term: **15 Years**

(21) Appl. No.: **29/561,985**

(22) Filed: **Apr. 21, 2016**

(51) **LOC (10) Cl.** ..... **14-03**

(52) **U.S. Cl.**  
USPC ..... **D14/250**

(58) **Field of Classification Search**

USPC ..... D14/238.1, 440, 203.3-203.7, 217, 240,  
D14/447, 250, 251-253, 248; D3/201,  
D3/218, 247, 269, 273, 301, 303;  
D13/103, 107-108, 119  
CPC ..... H04B 1/3888; H04M 1/0283; H04M  
1/0202; A45C 1/06; A45C 2011/002;  
A45C 11/00; A45C 13/02; A45F  
2005/026; A45F 2200/0525; A45F  
2200/0516

See application file for complete search history.

(56) **References Cited**

**U.S. PATENT DOCUMENTS**

D615,078 S \* 5/2010 Bradley ..... D14/250  
D631,246 S \* 1/2011 Boettner ..... D3/203.2  
D653,656 S \* 2/2012 Charnas ..... D14/250  
D678,871 S \* 3/2013 Mishan ..... D14/250  
D679,685 S \* 4/2013 Cox ..... D14/250  
D686,606 S \* 7/2013 Hong ..... D14/250  
8,757,376 B2 \* 6/2014 Azzoni ..... A45C 11/00  
206/320  
D707,965 S \* 7/2014 Requa ..... D3/247  
D711,361 S \* 8/2014 Requa ..... D14/250  
D714,058 S \* 9/2014 Owen ..... D3/247  
D719,143 S \* 12/2014 Vidovic ..... D14/250  
D721,064 S \* 1/2015 Sun ..... D14/250  
D721,072 S \* 1/2015 Laffon de Mazieres .... D14/250

D721,689 S \* 1/2015 Altschul ..... H04M 1/0283  
D14/250  
D726,413 S \* 4/2015 Shalon ..... D3/265  
D745,507 S \* 12/2015 Adami ..... D14/250  
D750,056 S \* 2/2016 Lee ..... D14/250  
9,369,167 B2 \* 6/2016 Choi ..... H04B 1/3888  
D777,160 S \* 1/2017 Kim ..... D14/250  
2009/0194444 A1 \* 8/2009 Jones ..... A45C 3/00  
206/320  
2010/0122756 A1 \* 5/2010 Longinotti-Buitoni A45C 11/00  
150/165

(Continued)

*Primary Examiner* — Carla Jobe Wright

(74) *Attorney, Agent, or Firm* — Gary E. Lambert; David J. Connaughton, Jr.; Lambert & Associates

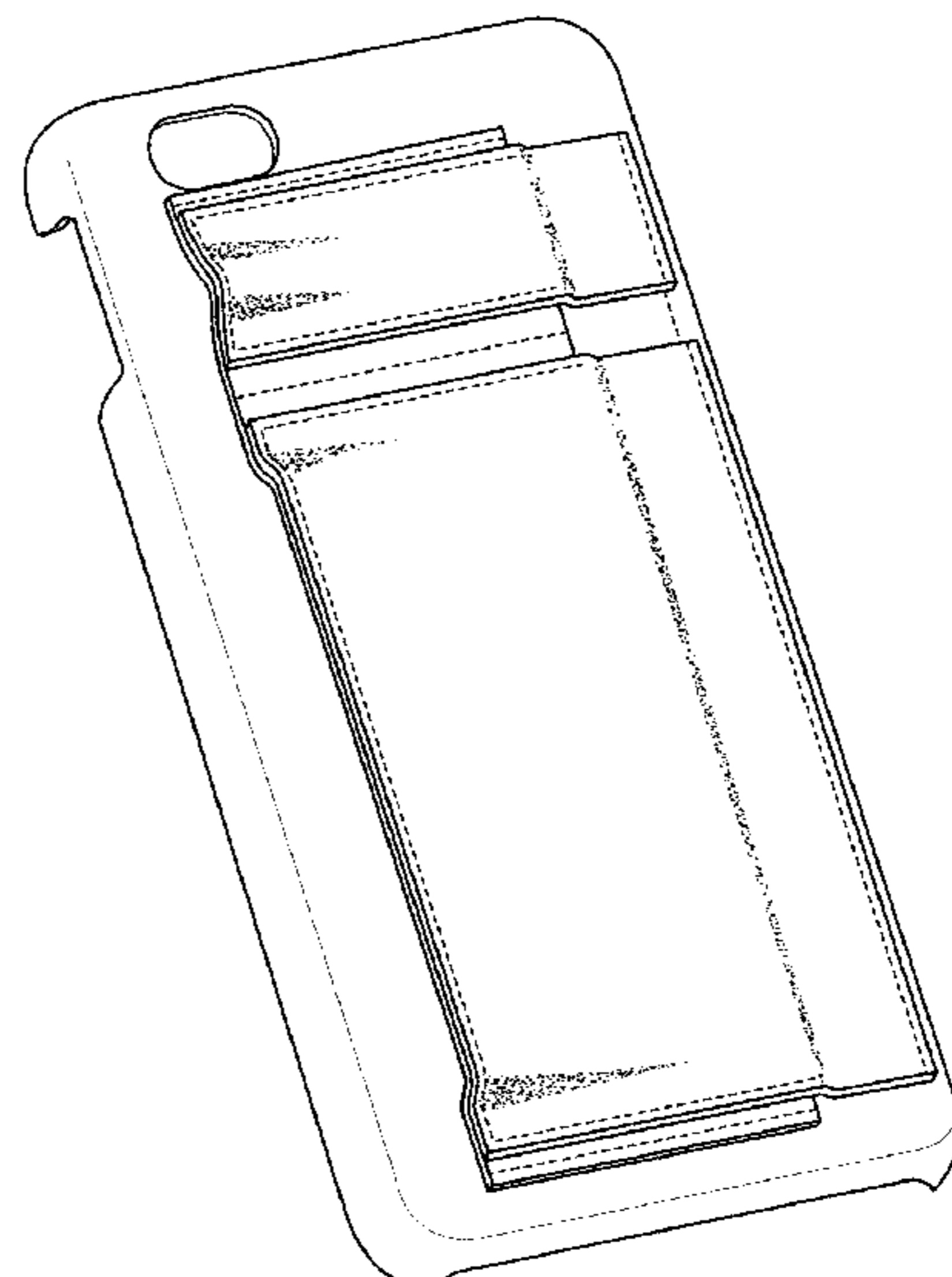
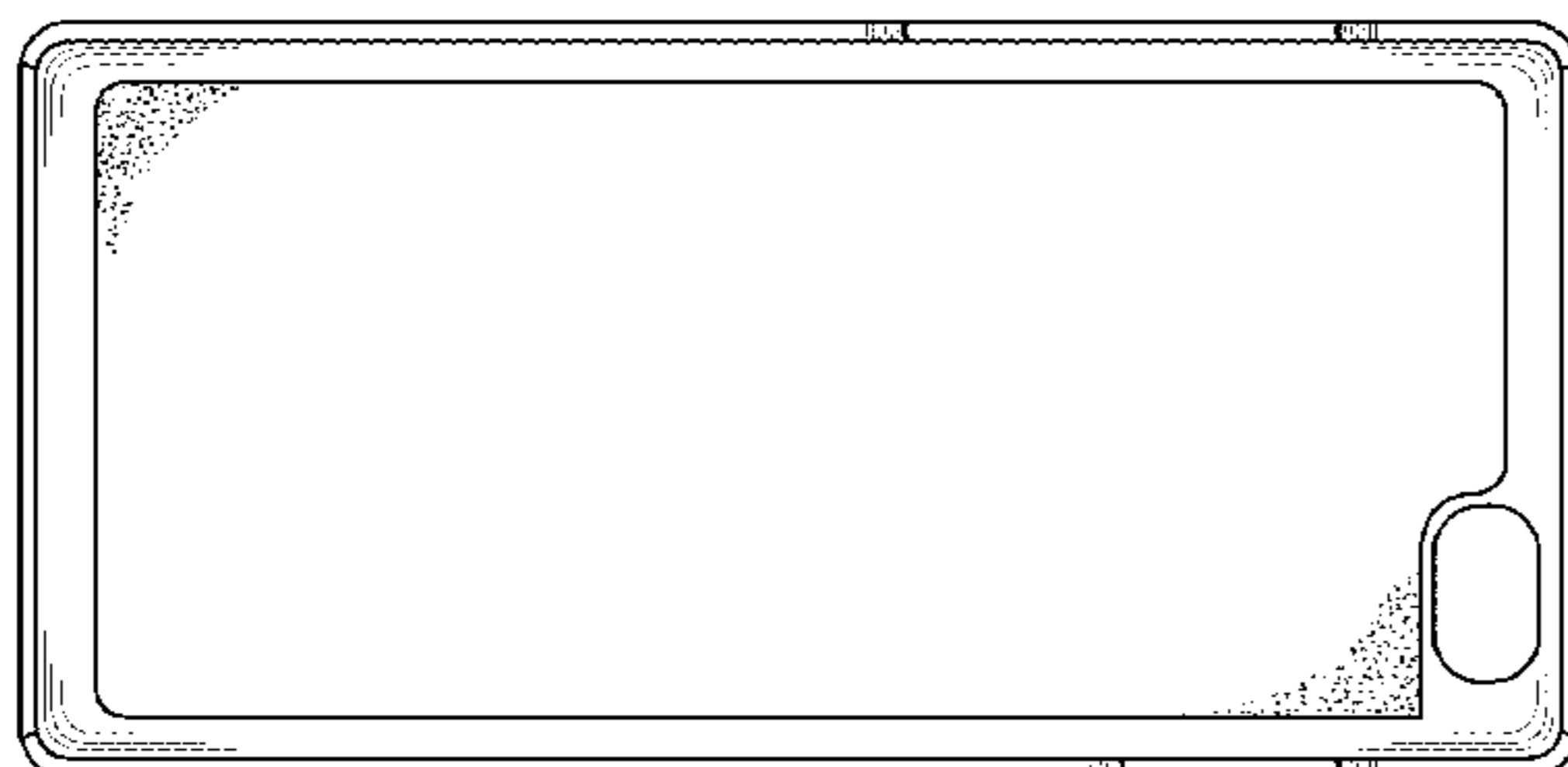
(57) **CLAIM**

The ornamental design for a phone case, as shown and described.

**DESCRIPTION**

FIG. 1 is a front isometric view of a phone case which embodies my new design;  
FIG. 2 is a back isometric view of the phone case;  
FIG. 3 is a front elevational view of the phone case;  
FIG. 4 is a back elevational view of the phone case;  
FIG. 5 is a right-side view of the phone case;  
FIG. 6 is a left-side view of the phone case;  
FIG. 7 is a top plan view of the phone case;  
FIG. 8 is a bottom plan view of the phone case; and,  
FIG. 9 is a back isometric view of the phone case showing the back pockets in an extended configuration.  
The broken lines in FIGS. 2, 4, and 9 depict stitching, which is part of the claimed design.  
The combination of stippled and linear surface shading in the drawing figures represents a contrast in appearance between the stippled surfaces and the surfaces with either linear shading or no surface shading. The stippling in FIGS. 2, 4, 6, and 9 also depicts contour.

**1 Claim, 4 Drawing Sheets**



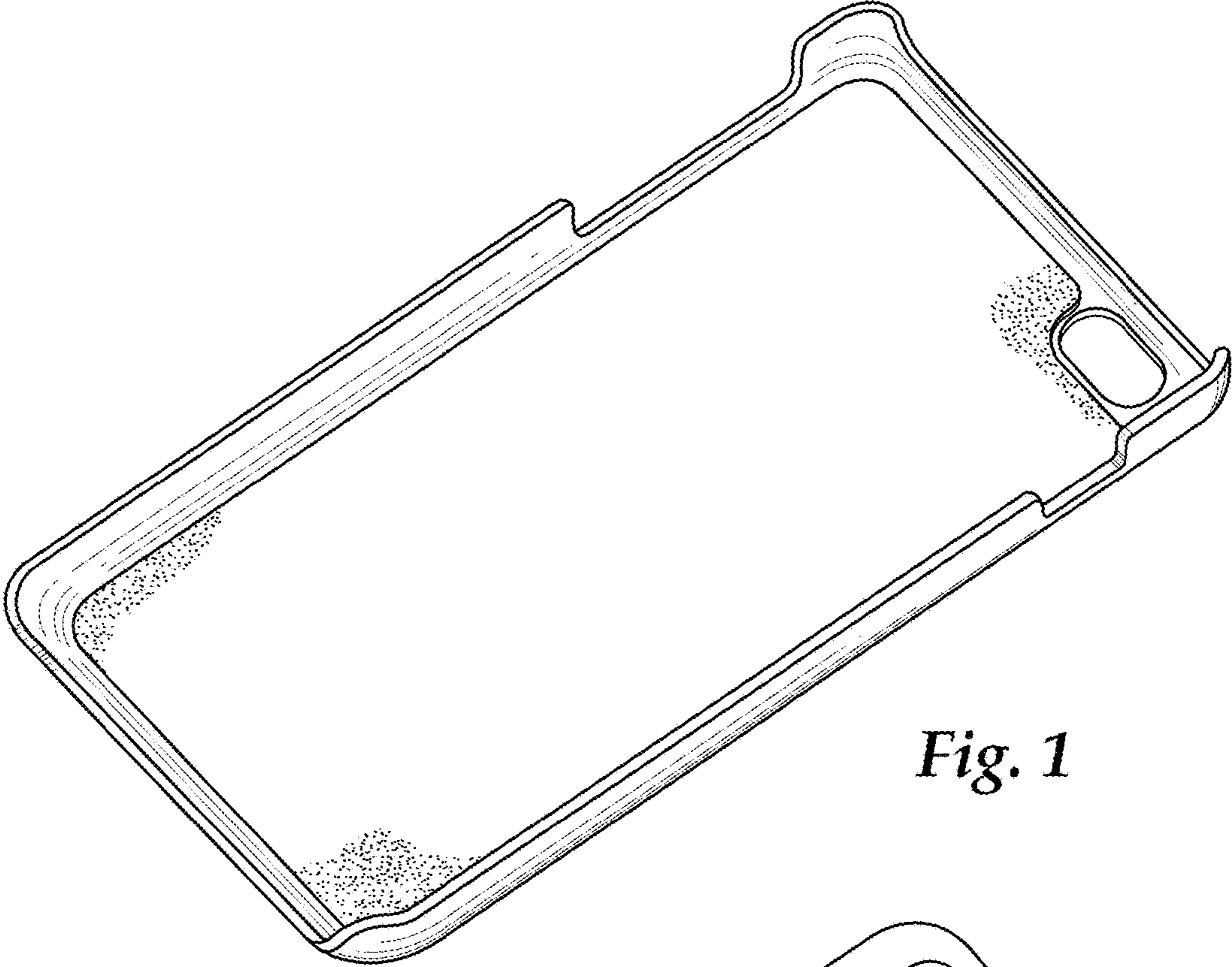
(56)

**References Cited**

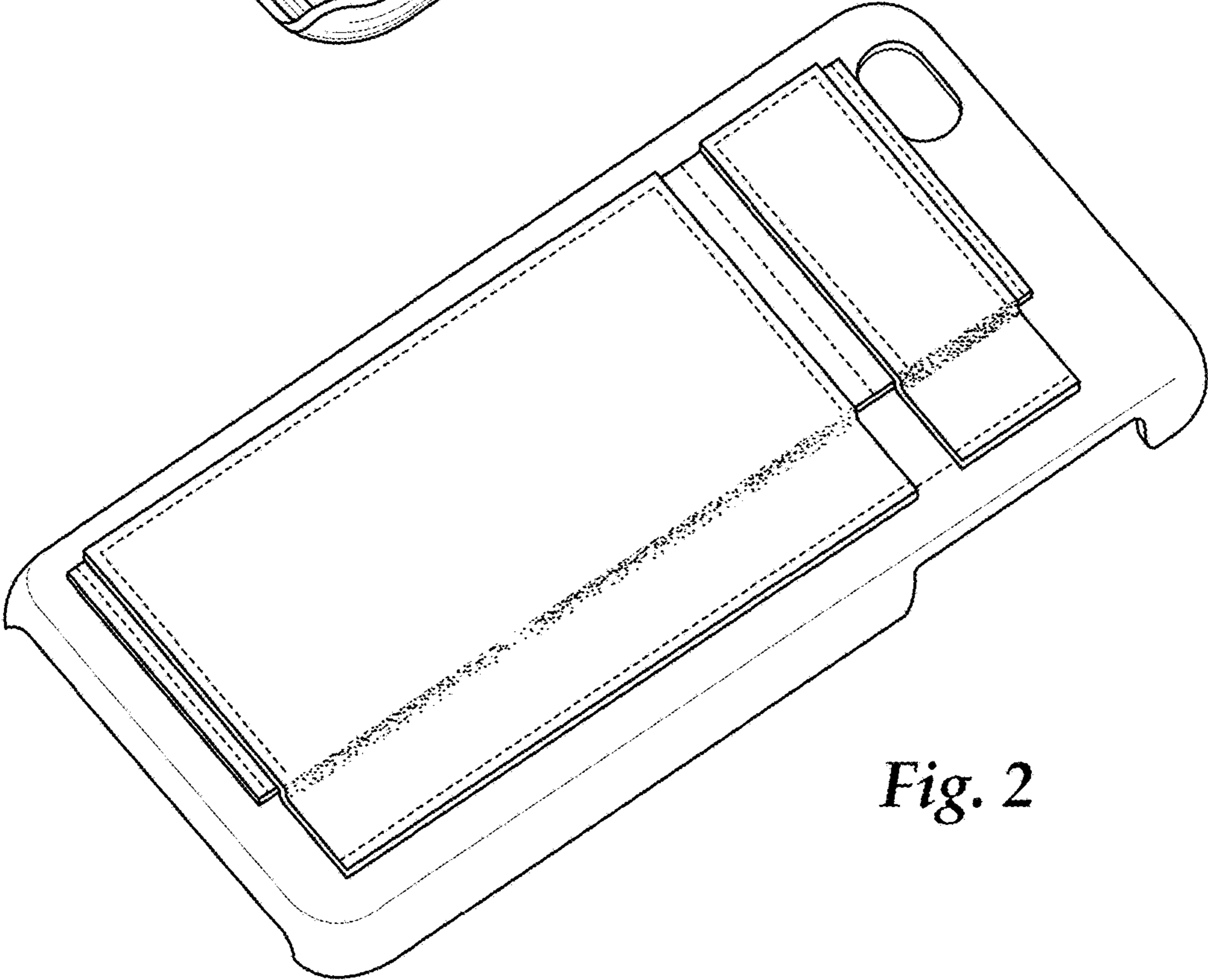
U.S. PATENT DOCUMENTS

2012/0067751 A1\* 3/2012 Mongan ..... A45C 11/00  
206/216  
2013/0095898 A1\* 4/2013 Altschul ..... H04B 1/3888  
455/575.8


\* cited by examiner



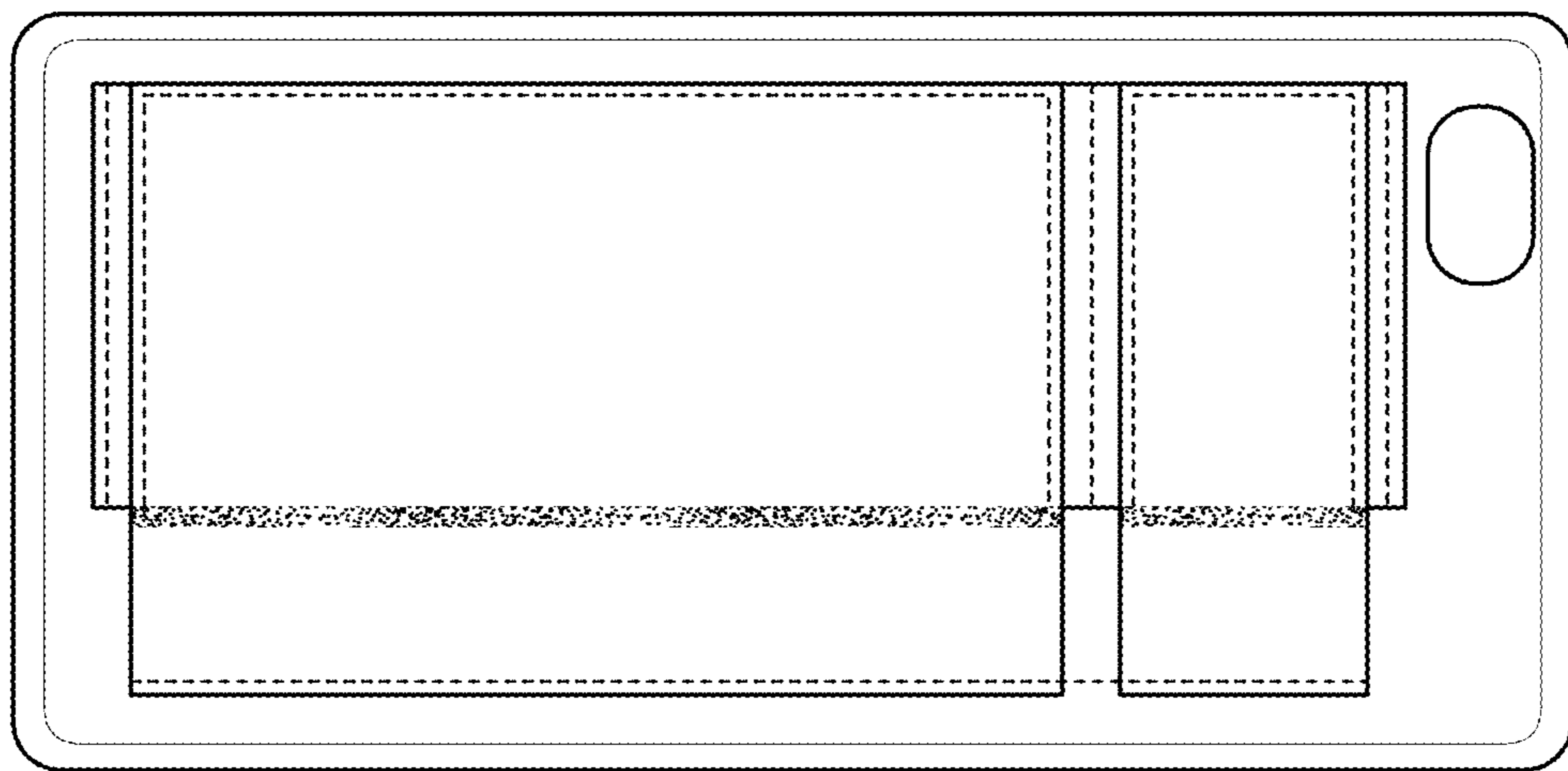
*Fig. 1*



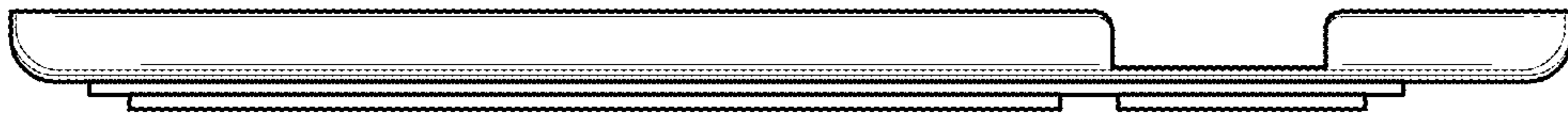
*Fig. 2*



*Fig. 3*



*Fig. 4*



*Fig. 5*



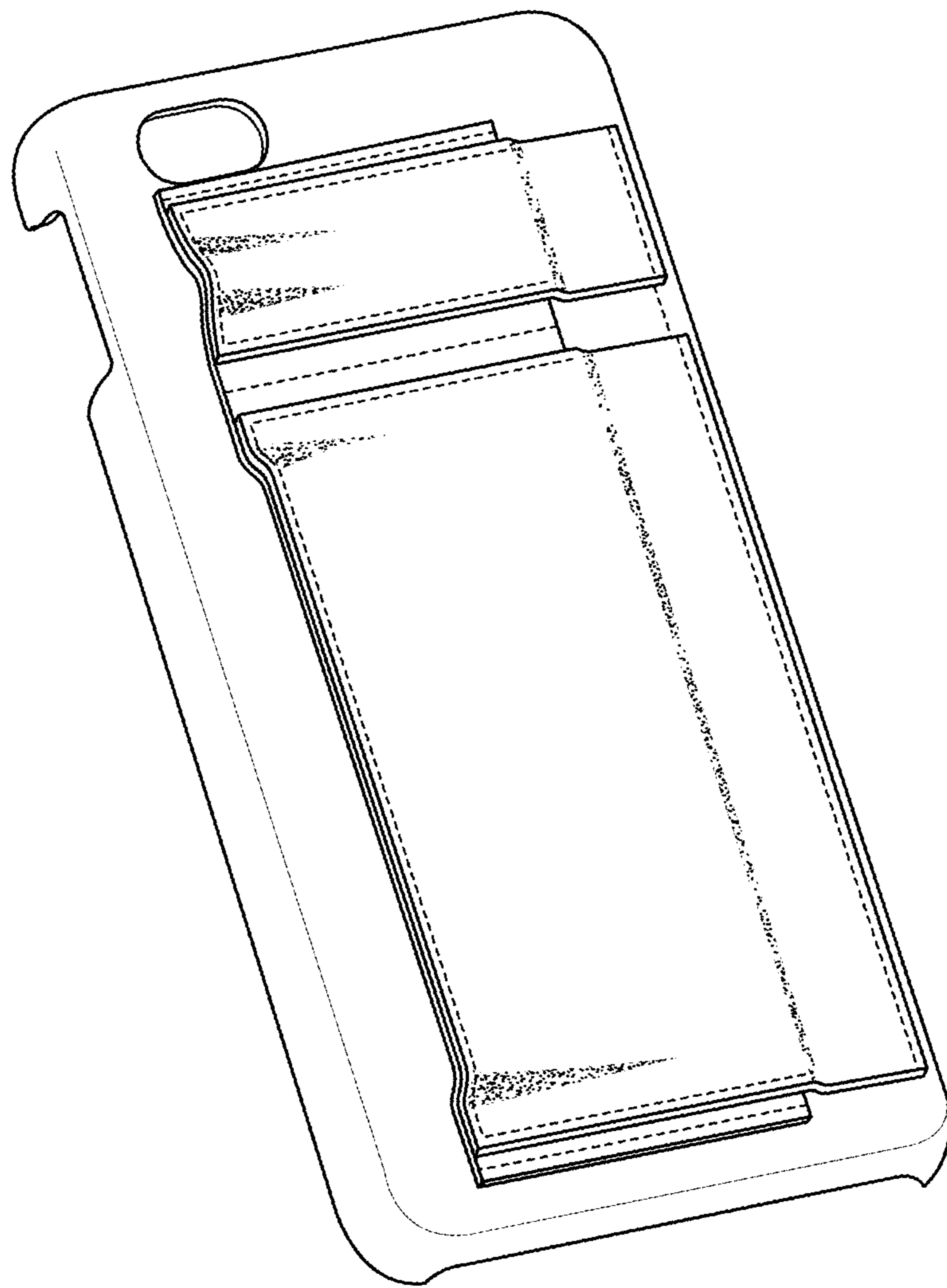
*Fig. 6*



*Fig. 7*



*Fig. 8*



*Fig. 9*