



US00D793369S

(12) **United States Design Patent**
Zhou

(10) **Patent No.:** **US D793,369 S**

(45) **Date of Patent:** **** Aug. 1, 2017**

(54) **WIRELESS HEADSET**

(71) Applicant: **Shenzhen Qintong Technology Limited**, Shenzhen, Guangdong (CN)

(72) Inventor: **Shengling Zhou**, Guangdong (CN)

(73) Assignee: **Shenzhen Qintong Technology Limited**, Shenzhen (CN)

(**) Term: **15 Years**

(21) Appl. No.: **29/555,457**

(22) Filed: **Feb. 22, 2016**

(51) **LOC (10) Cl.** **14-01**

(52) **U.S. Cl.**
USPC **D14/223**

(58) **Field of Classification Search**
USPC D14/223, 189, 135, 143, 163, 165;
D24/174; D11/158, 131; D21/650, 655,
D21/600; 428/34.1; 181/129, 130, 135;
379/430, 431; 381/380, 381
CPC H04R 1/10; H04R 25/00; H04R 1/105;
H04R 5/0335; H04R 5/033; H04R 1/1016
See application file for complete search history.

(56) **References Cited**

U.S. PATENT DOCUMENTS

D67,974 S *	8/1925	Robinson	D14/207
D139,102 S *	10/1944	Katz	D11/41
D182,525 S *	4/1958	Lavenson	D21/592
D210,416 S *	3/1968	Hitsuoka	D14/189
3,624,939 A	12/1971	Gossard		
D282,737 S *	2/1986	Huang	D14/143
D291,197 S *	8/1987	LaLanne	D14/205
D301,582 S *	6/1989	Gobindram	D14/143
D307,146 S *	4/1990	Samson	D14/155
4,917,504 A	4/1990	Scott et al.		

D309,306 S	7/1990	Weiser et al.	
D311,074 S	10/1990	Scott et al.	
D317,610 S *	6/1991	Jahnke D14/205
D340,073 S	10/1993	Turner	
5,285,530 A	2/1994	Nardone, Jr	
D346,882 S	5/1994	Bryerton, Sr.	
D357,921 S *	5/1995	Ming-Chin D14/223
D367,113 S *	2/1996	Weeks D24/174
D381,601 S *	7/1997	Wood D11/131

(Continued)

Primary Examiner — Paula Greene

(74) *Attorney, Agent, or Firm* — Michael Best & Friedrich LLP

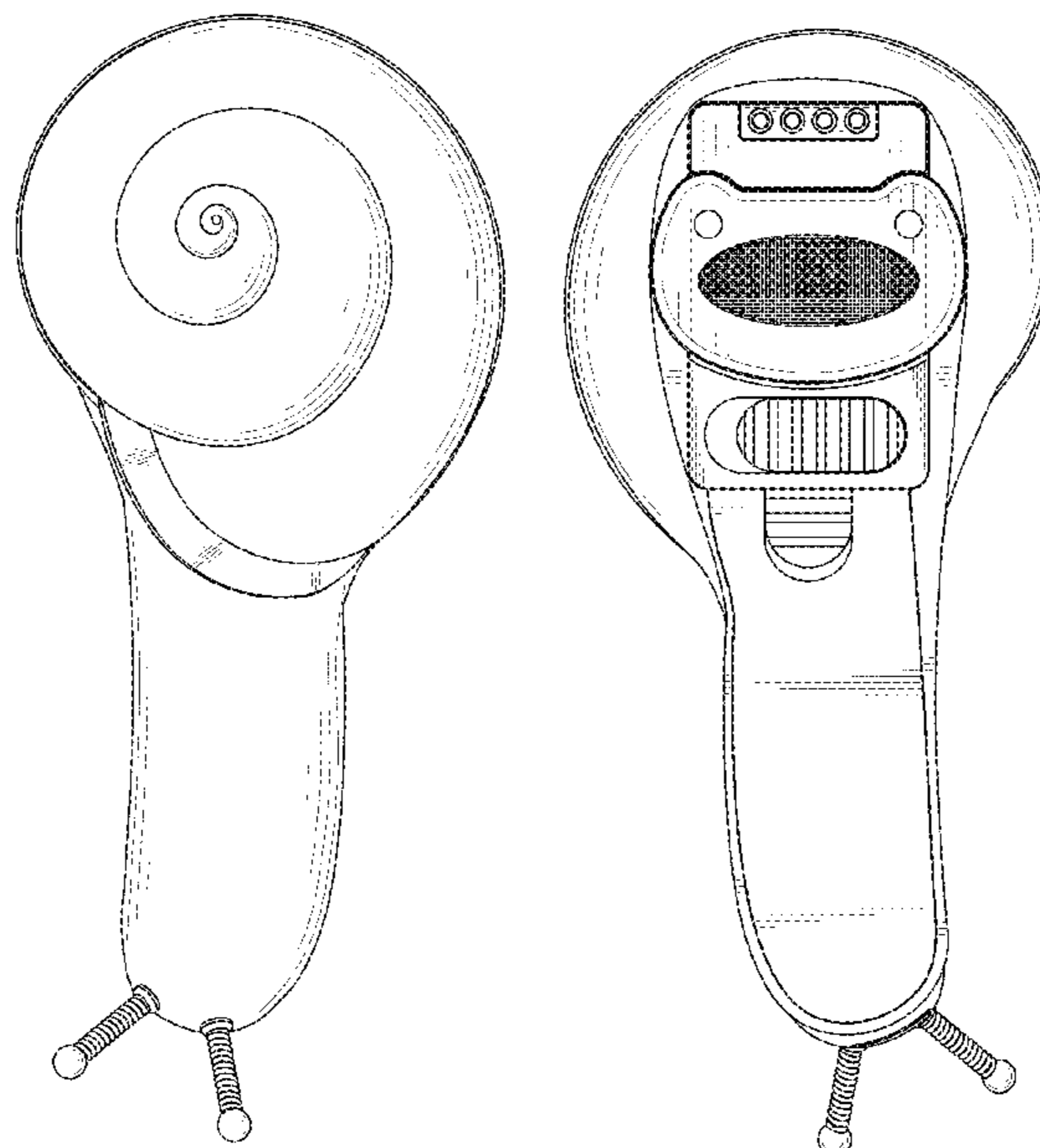
(57) **CLAIM**

The ornamental design for wireless headset, as shown and described.

DESCRIPTION

FIG. 1 is a front view of a wireless headset.
 FIG. 2 is a rear view of the wireless headset of FIG. 1.
 FIG. 3 is a left side view of the wireless headset of FIG. 1.
 FIG. 4 is a right side view of the wireless headset of FIG. 1.
 FIG. 5 is a bottom view of the wireless headset of FIG. 1.
 FIG. 6 is a top view of the wireless headset of FIG. 1.
 FIG. 7 is a perspective view of the wireless headset of FIG. 1.
 FIG. 8 is a front view of a wireless headset.
 FIG. 9 is a rear view of the wireless headset of FIG. 8.
 FIG. 10 is a left side view of the wireless headset of FIG. 8.
 FIG. 11 is a right side view of the wireless headset of FIG. 8.
 FIG. 12 is a bottom view of the wireless headset of FIG. 8.
 FIG. 13 is a top view of the wireless headset of FIG. 8; and,
 FIG. 14 is a perspective view of the wireless headset of FIG. 8.

1 Claim, 14 Drawing Sheets



(56)

References Cited

U.S. PATENT DOCUMENTS

D397,339 S *	8/1998	Davis	D14/189	D626,117 S *	10/2010	Lowry	D14/223
D407,089 S	3/1999	Norin			D651,195 S	12/2011	Quek		
5,953,435 A *	9/1999	Mullin	H04R 1/105	D653,244 S *	1/2012	Birger	D14/223
				381/328	D653,649 S	2/2012	Yang et al.		
D415,861 S *	10/1999	Marshall	D29/112	8,111,861 B2	2/2012	Lowry		
D419,058 S	1/2000	Roth et al.			D662,493 S *	6/2012	Chen	D14/223
D435,610 S *	12/2000	Kramer	D21/650	D662,915 S	7/2012	Halkosaari et al.		
D444,135 S *	6/2001	Park	D14/143	D666,581 S *	9/2012	Perez	D14/223
D483,737 S *	12/2003	Shah	D14/189	D674,373 S	1/2013	Combs et al.		
D492,667 S	7/2004	Skulley et al.			D681,013 S	4/2013	Massaro		
D512,049 S *	11/2005	Yang	D14/205	D690,681 S	10/2013	Ito et al.		
D512,991 S *	12/2005	Yano	D14/223	D695,276 S	12/2013	Chee		
7,089,042 B2	8/2006	Bodley			D697,987 S *	1/2014	Friedland	D21/572
D566,099 S *	4/2008	Komiyama	D14/206	D715,775 S *	10/2014	Rueskov	D14/221
D568,301 S *	5/2008	Kim	D14/205	9,084,054 B2	7/2015	Prelogar et al.		
D568,876 S *	5/2008	Tsai	D14/223	D780,162 S *	2/2017	Kwak	D14/223
D573,140 S *	7/2008	Tsai	D14/205	2004/0101151 A1 *	5/2004	Webber	H04R 1/105
D585,421 S *	1/2009	Petersen	D14/189					381/328
D597,084 S	7/2009	Gondo			2008/0260196 A1 *	10/2008	Tsai	H04R 1/1008
D603,380 S *	11/2009	Hutchieson	D14/223					381/380
					2012/0277043 A1	11/2012	Rodrigues		
					2014/0220893 A1	8/2014	Zhou		

* cited by examiner

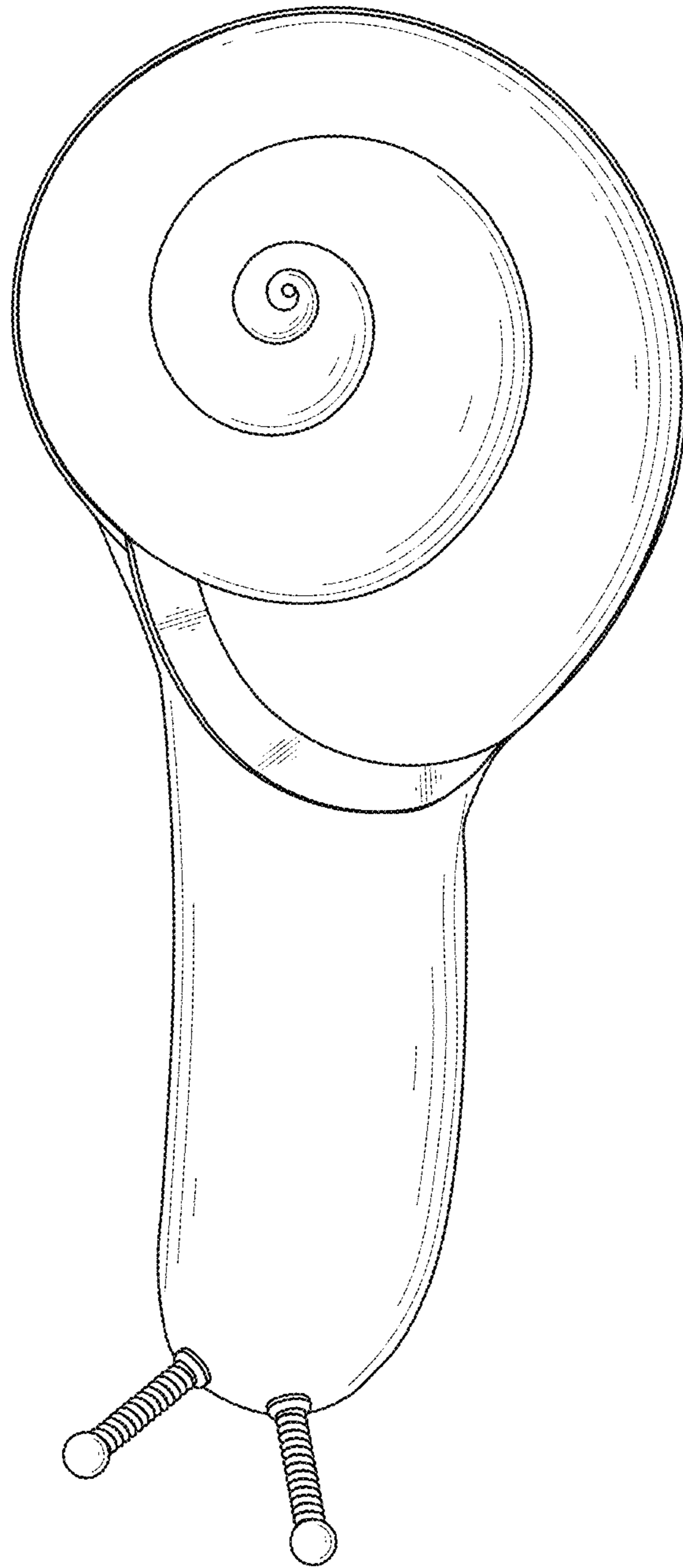


FIG. 1

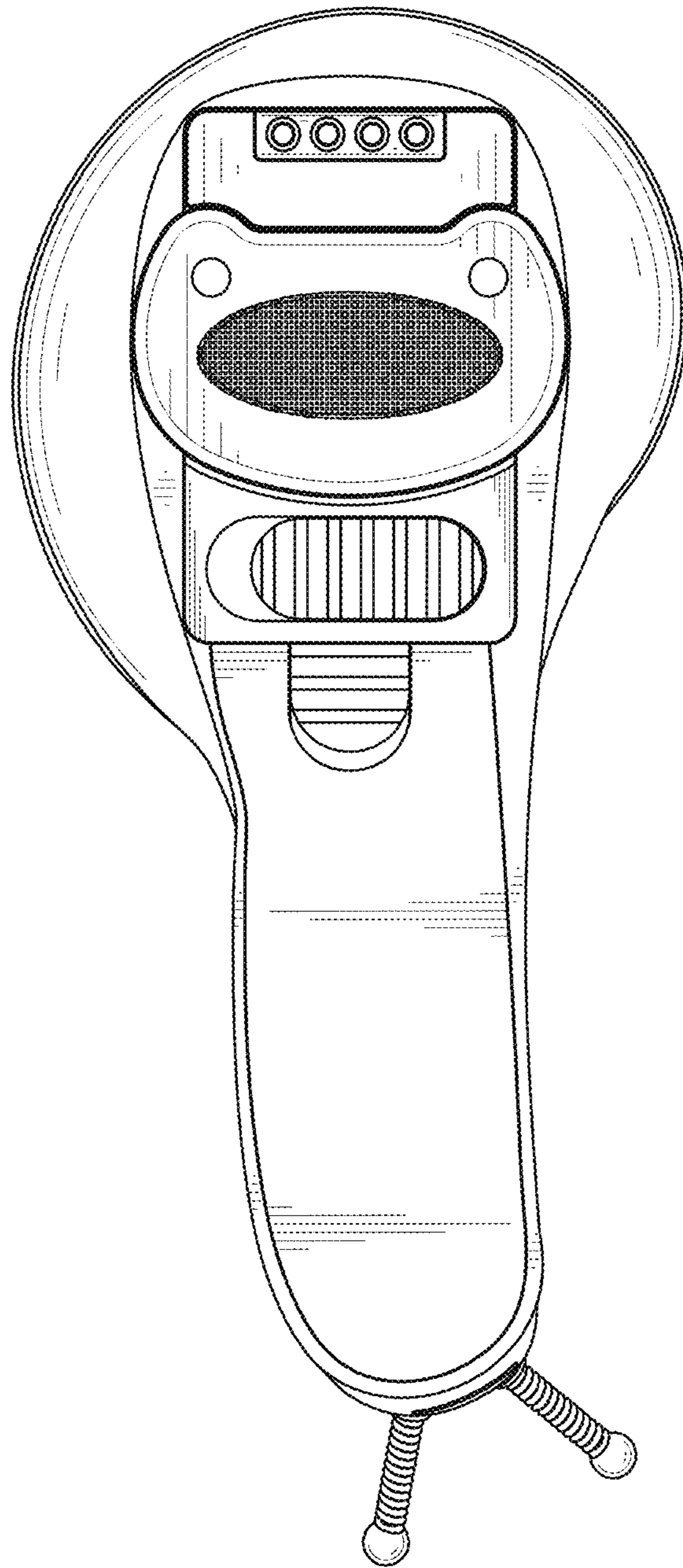


FIG. 2

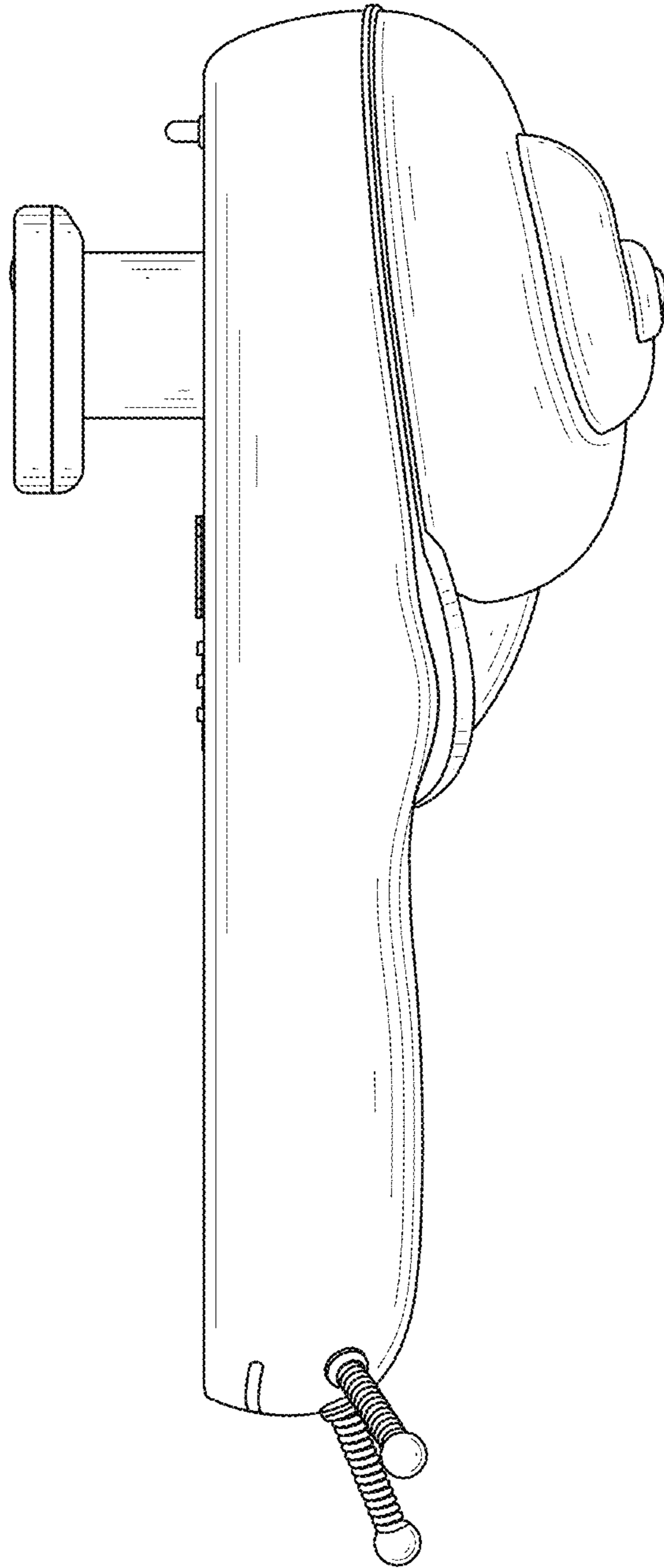


FIG. 3

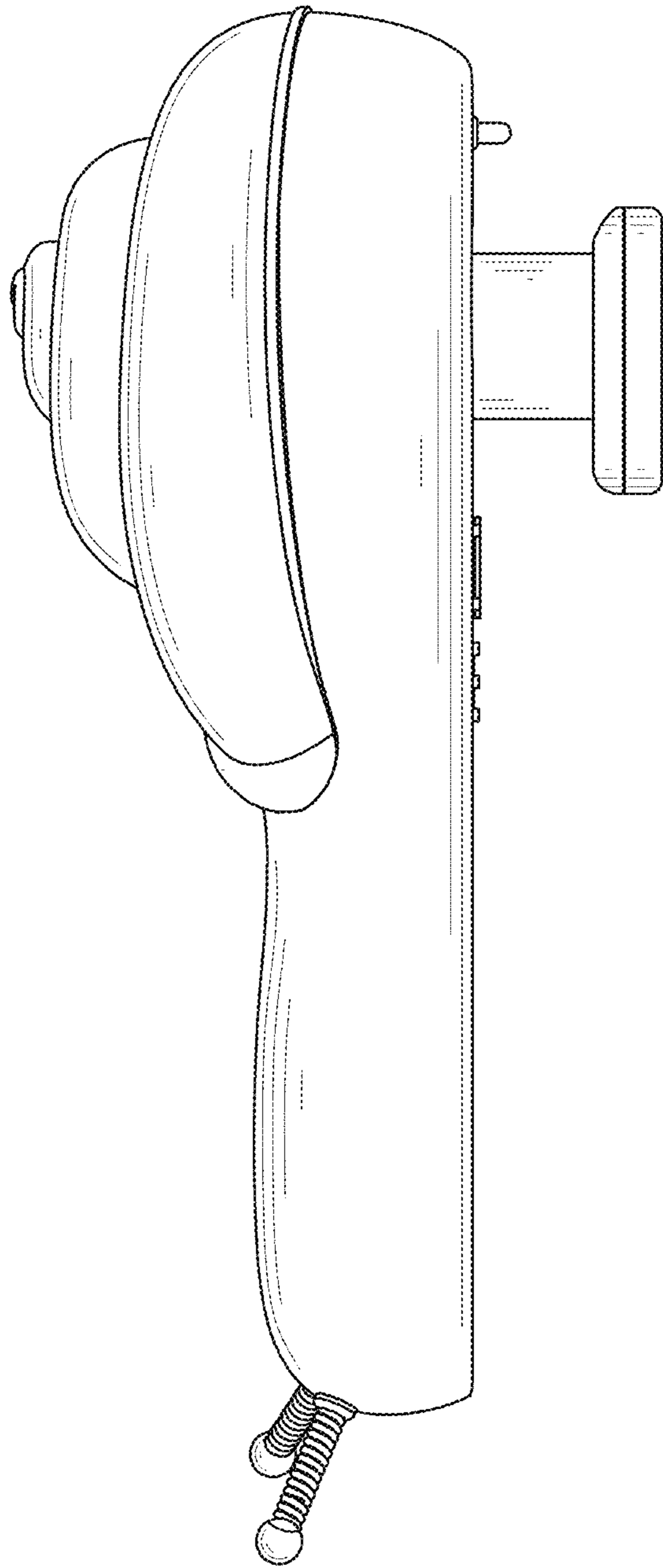


FIG. 4

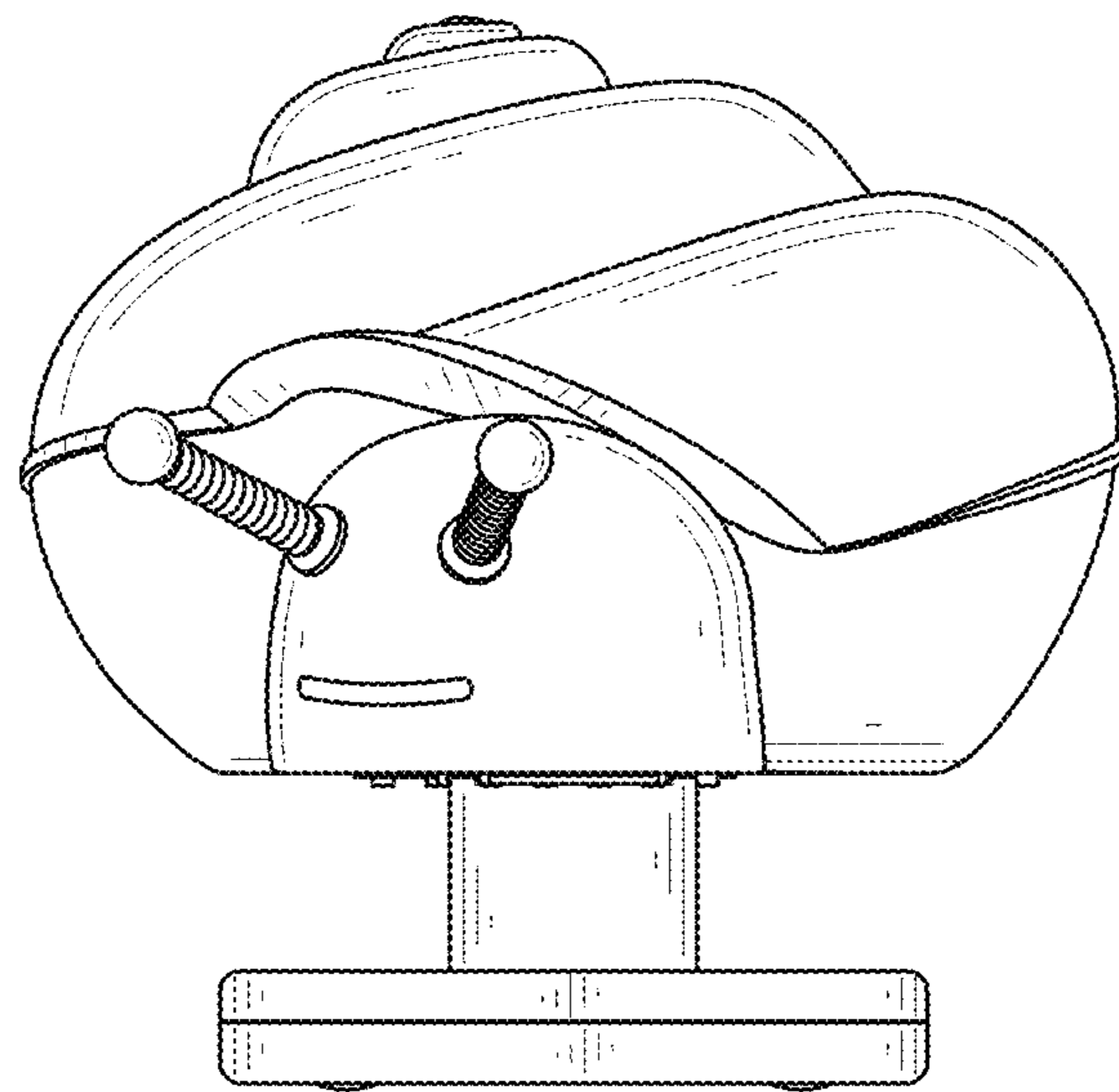


FIG. 5

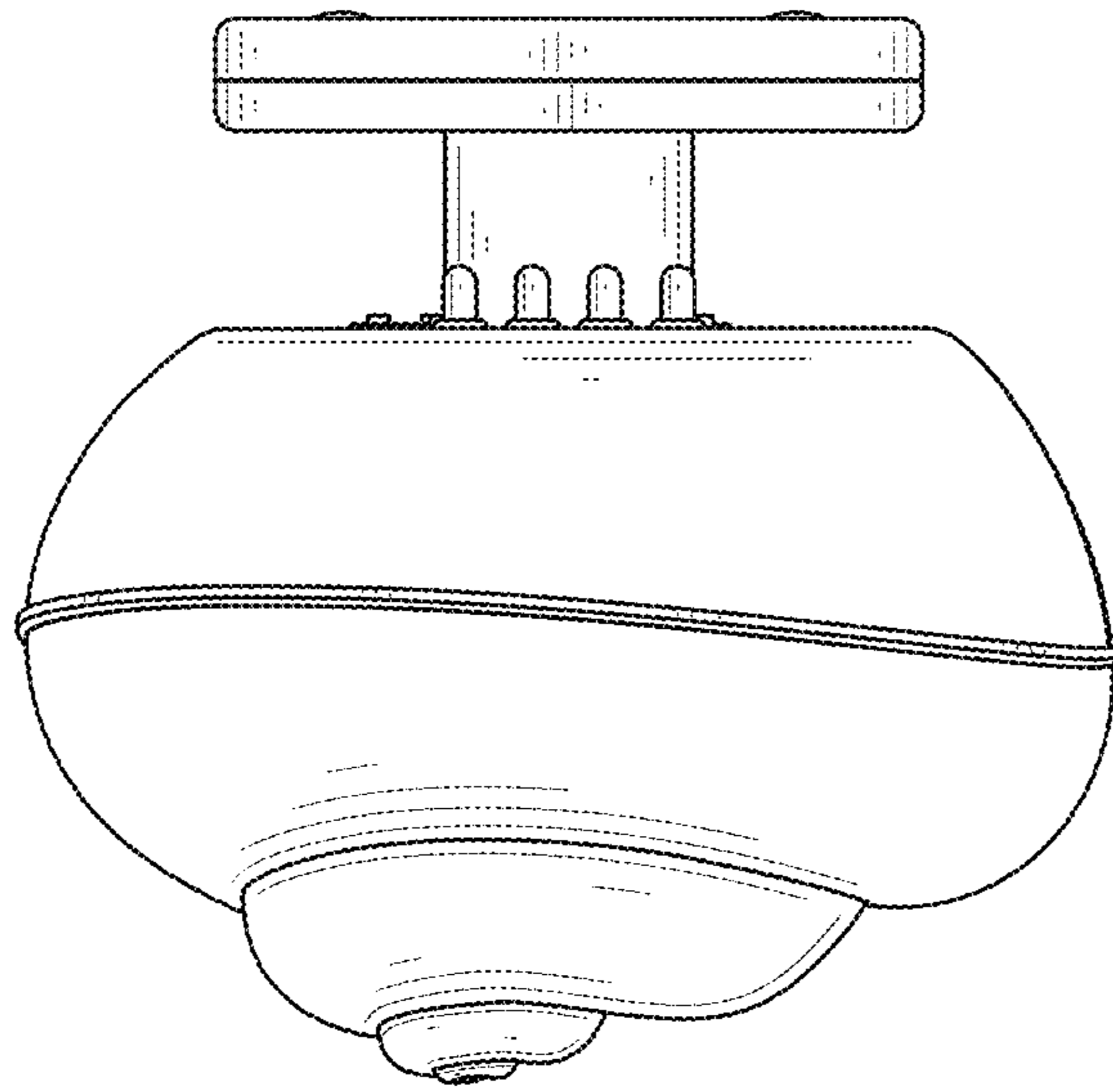


FIG. 6

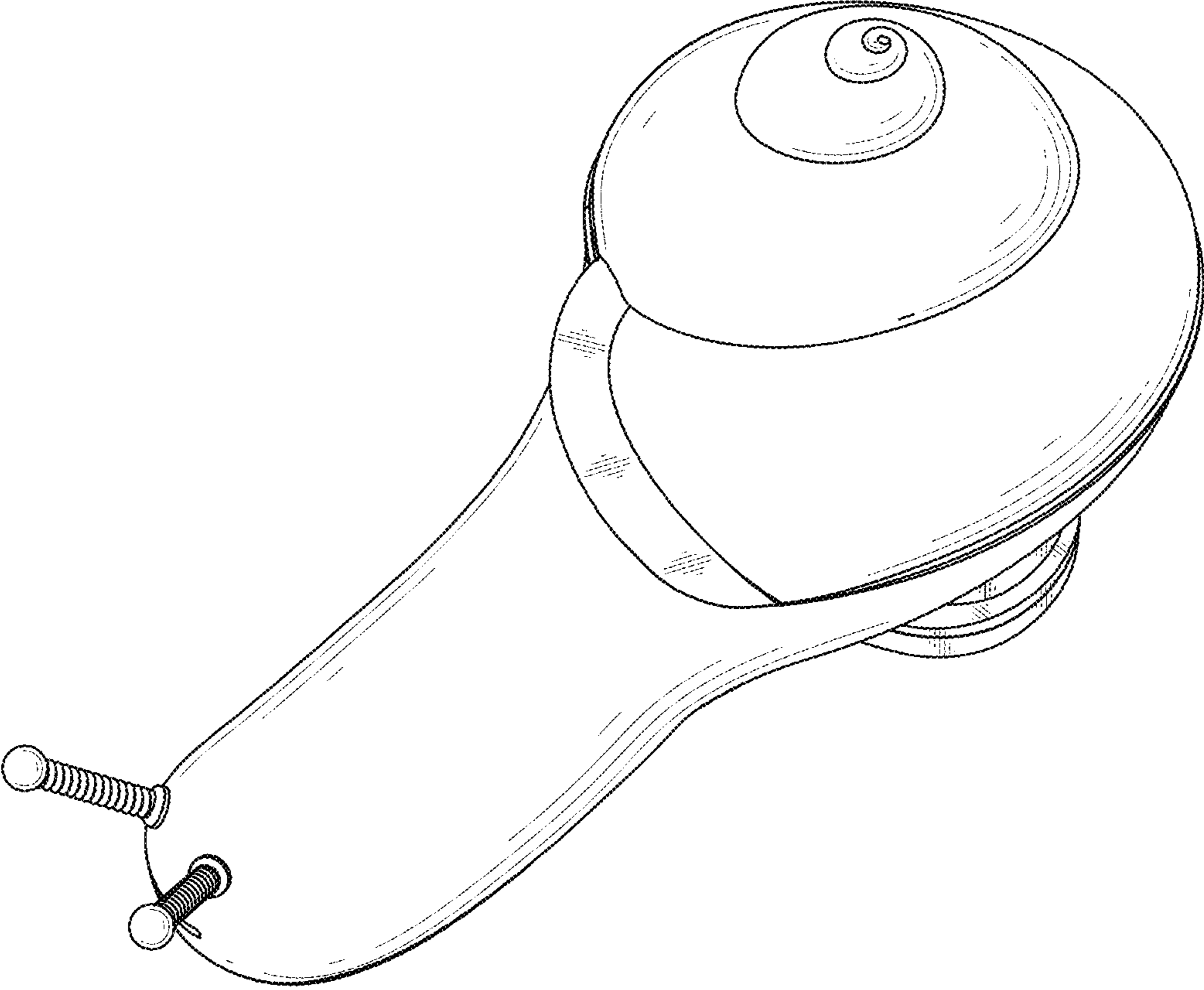


FIG. 7

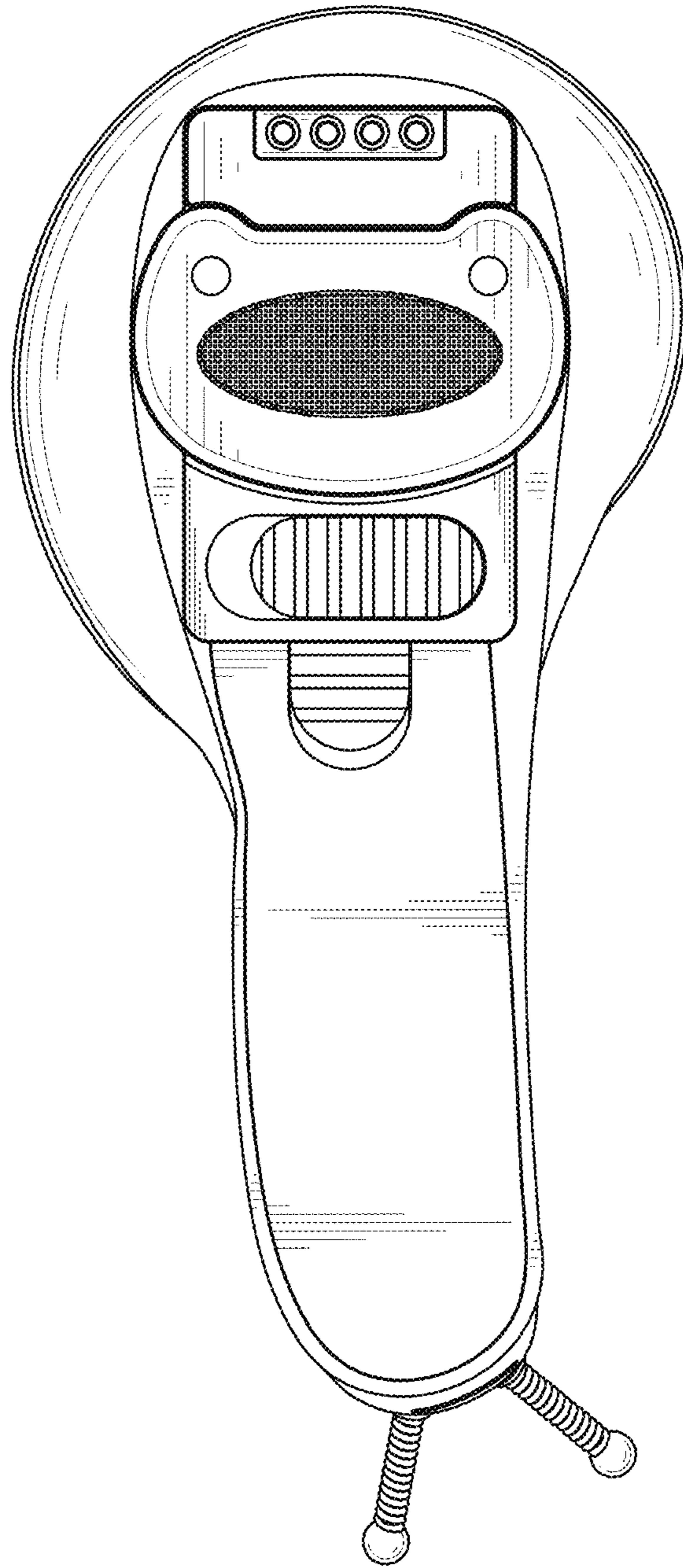


FIG. 8

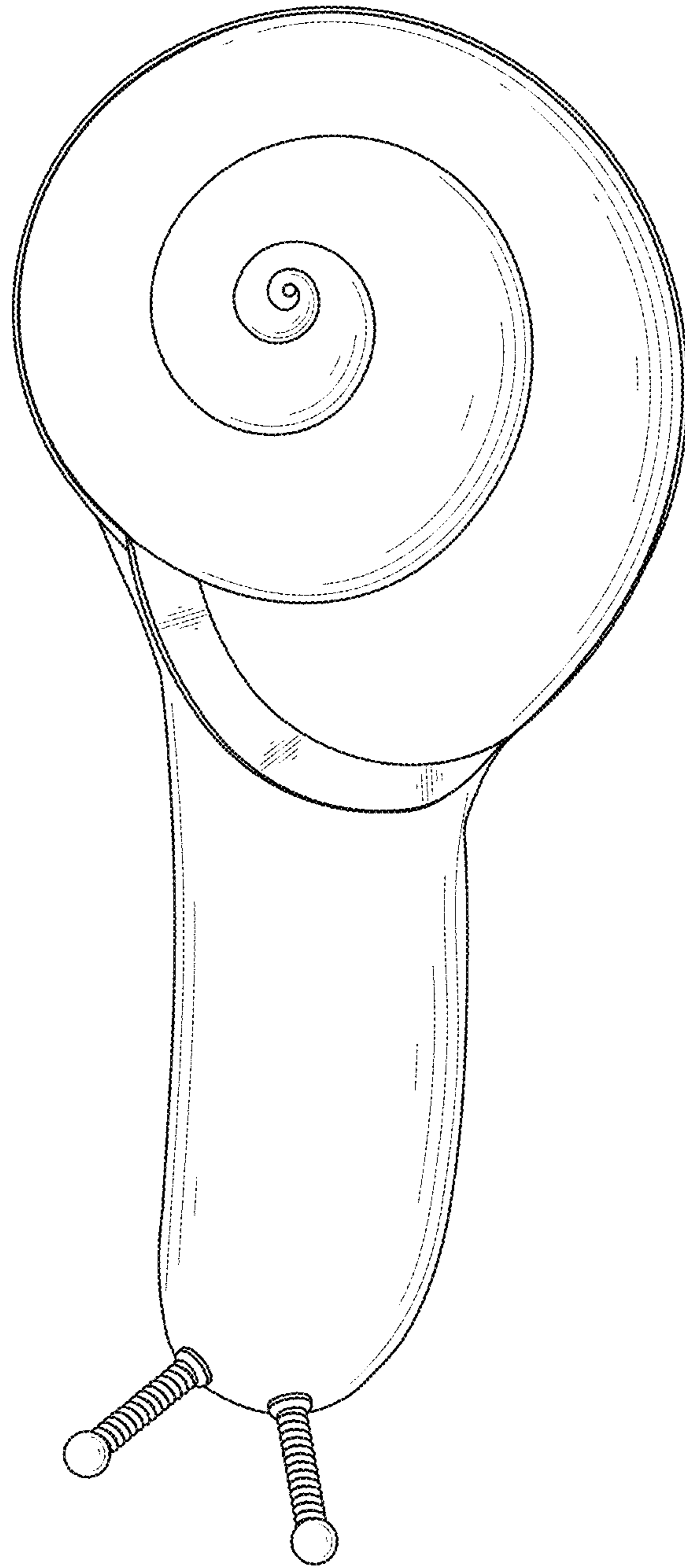


FIG. 9

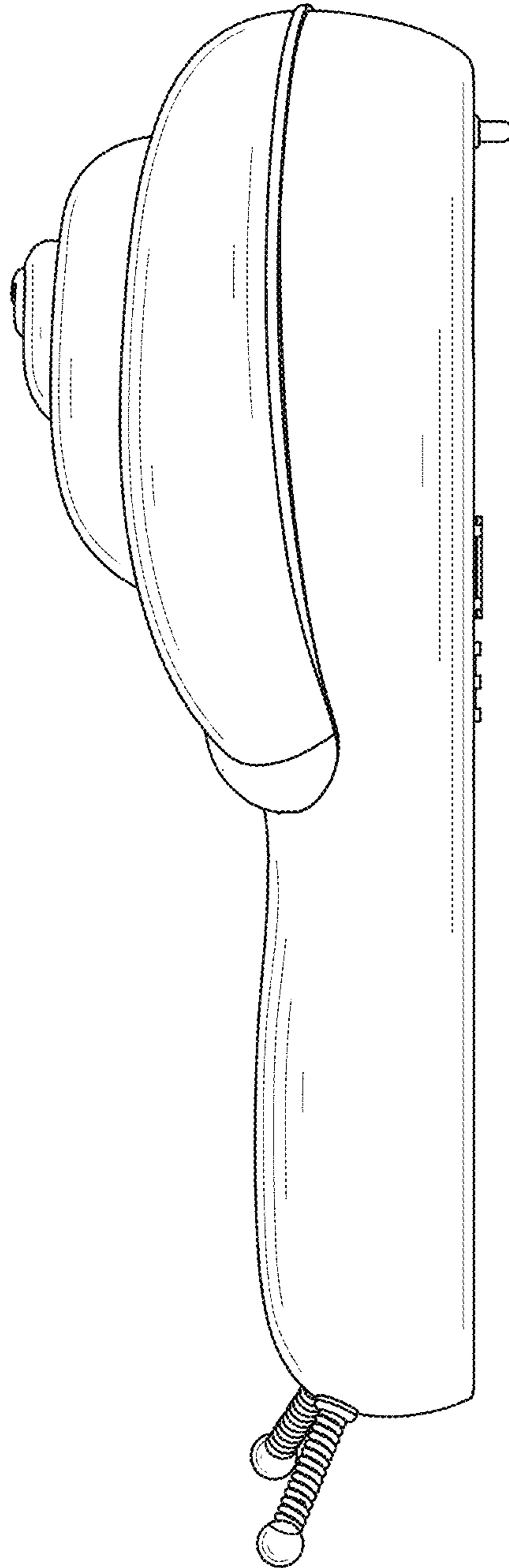


FIG. 10

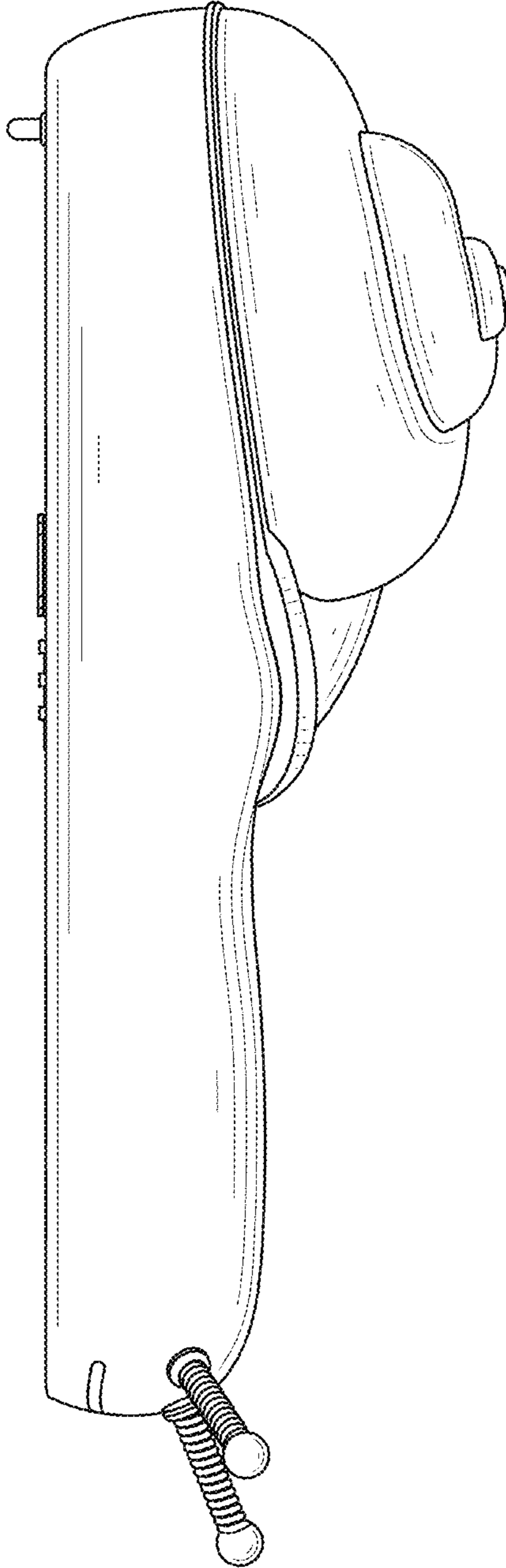


FIG. 11

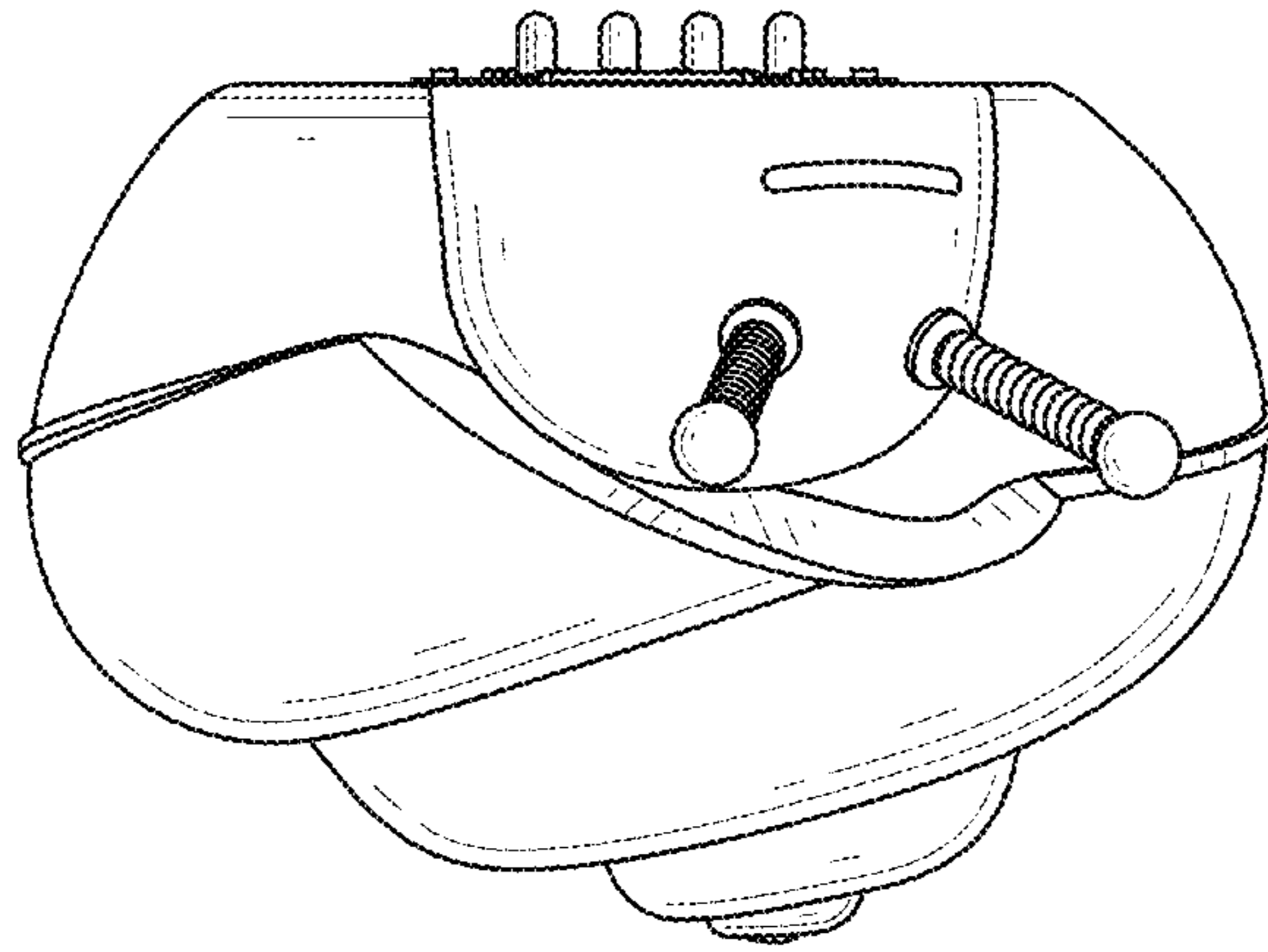


FIG. 12

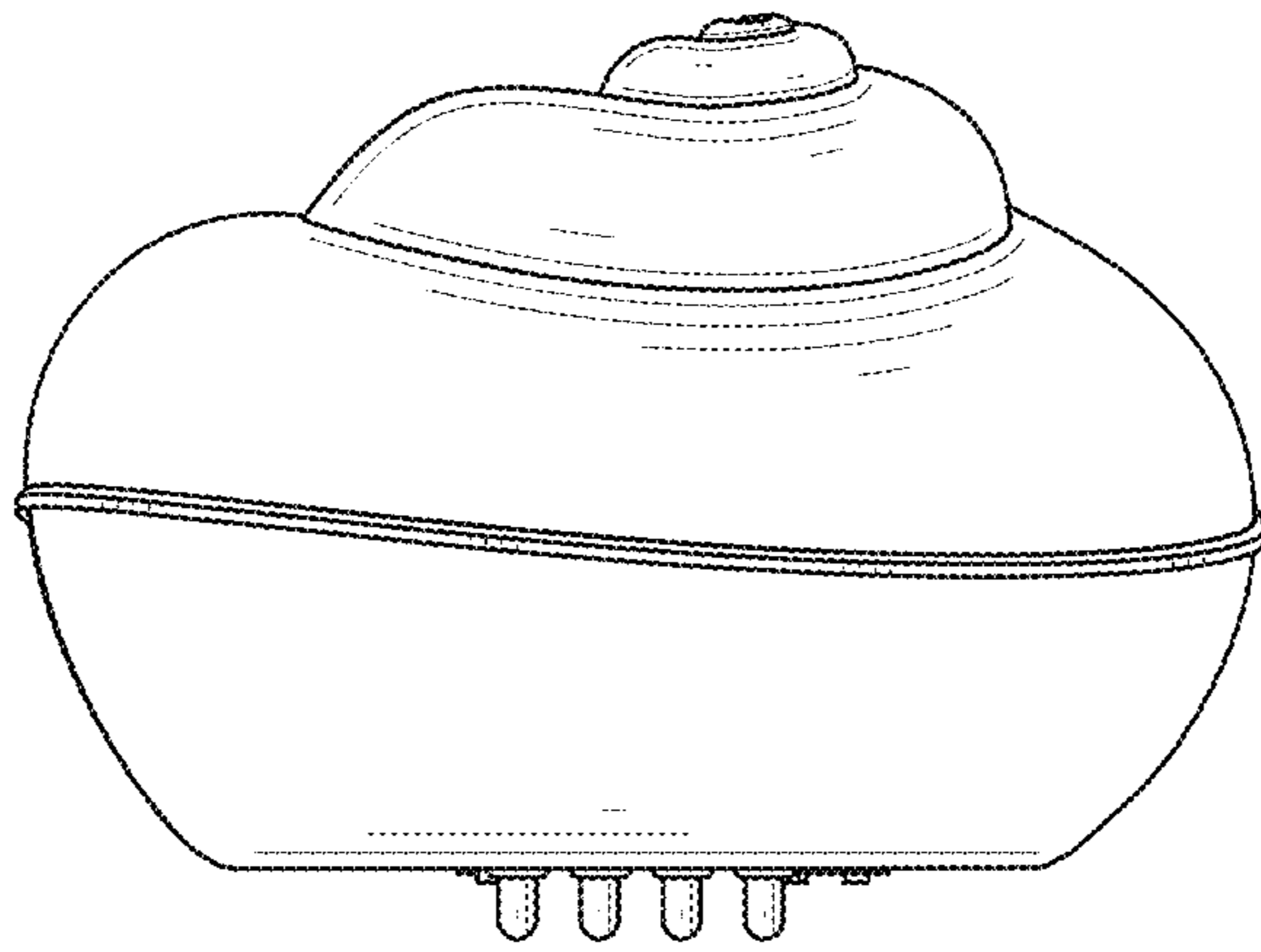


FIG. 13



FIG. 14