



US00D793357S

(12) **United States Design Patent**
Afshar et al.

(10) **Patent No.:** **US D793,357 S**

(45) **Date of Patent:** **** Aug. 1, 2017**

(54) **HEADPHONE**

(71) Applicants: **Ali Ganjavian Afshar**, Madrid (ES);
Fernando Key Portilla-Kawamura,
Lausanne (CH)

(72) Inventors: **Ali Ganjavian Afshar**, Madrid (ES);
Fernando Key Portilla-Kawamura,
Lausanne (CH)

(**) **Term:** **15 Years**

(21) **Appl. No.:** **29/537,033**

(22) **Filed:** **Aug. 21, 2015**

(51) **LOC (10) Cl.** **14-01**

(52) **U.S. Cl.**
USPC **D14/205**

(58) **Field of Classification Search**
USPC D14/205, 223; D16/309; 128/864, 866;
2/209.3; 181/129, 130, 135; 379/430,
379/431; 381/74, 374, 380, 381, 183,
381/151, 311, 326, 384, 378, 379, 351,
381/377; 351/157, 158; 455/90.3, 100,
455/569.1, 575.2
CPC H04R 25/00; H04R 1/10; H04R 1/1066;
H04R 1/1016; G09G 5/00
See application file for complete search history.

(56) **References Cited**

U.S. PATENT DOCUMENTS

2,954,442 A * 9/1960 Mickenberg H04R 5/0335
2/209
3,211,160 A * 10/1965 Miller A45D 8/00
132/275
D237,558 S * 11/1975 Calame D14/205
4,110,583 A * 8/1978 Lepper H04M 1/05
381/370
4,173,715 A * 11/1979 Gosman H04R 1/1058
181/129
4,821,318 A * 4/1989 Wu H04M 1/05
379/430

D337,587 S * 7/1993 Nakayama D14/205
D351,597 S * 10/1994 Nakamura D14/205
D386,181 S * 11/1997 Fisher D14/192
5,706,836 A * 1/1998 McKeown A42B 1/16
132/141
5,857,218 A * 1/1999 Kuhlman A45D 44/10
2/12
6,104,824 A * 8/2000 Ito H04R 5/0335
379/430
D457,515 S * 5/2002 Masamitsu D14/192
D458,245 S * 6/2002 Masuda D14/192
6,584,984 B2 * 7/2003 Kelly A45D 8/36
132/212
6,792,122 B1 * 9/2004 Okada H04R 1/26
381/151

(Continued)

Primary Examiner — Paula Greene

(74) *Attorney, Agent, or Firm* — Greenblum & Bernstein,
P.L.C.

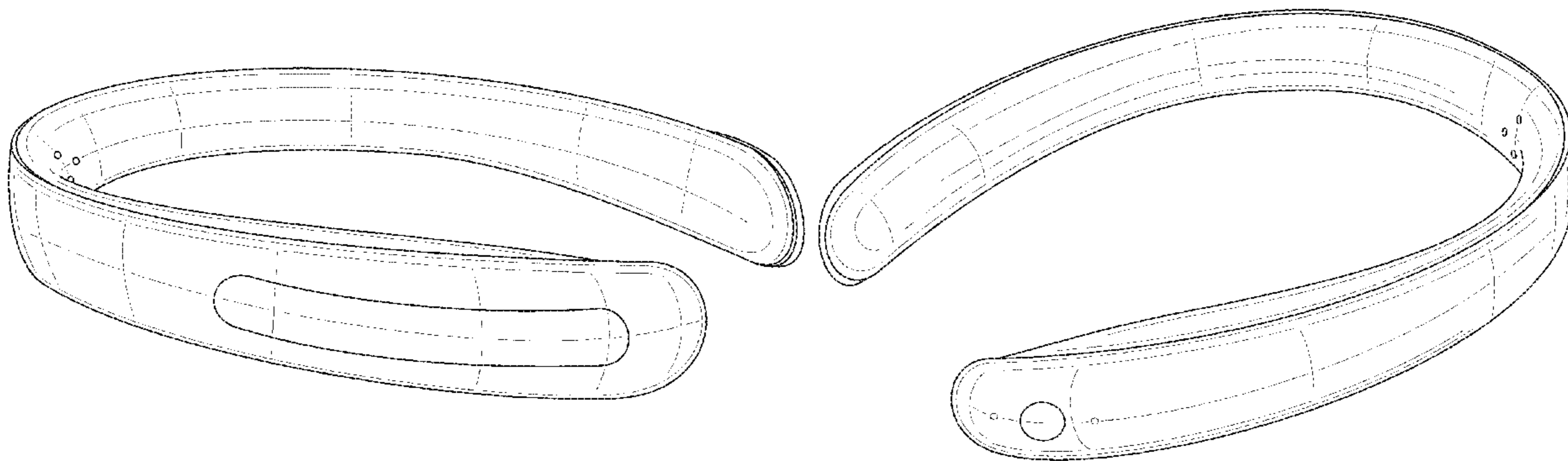
(57) **CLAIM**

The ornamental design for headphone, as shown and described.

DESCRIPTION

FIG. 1 is a right side view of the headphones;
FIG. 2 is a left side view of the headphones;
FIG. 3 is a top view of the headphones;
FIG. 4 is a bottom view of the headphones;
FIG. 5 is a front view of the headphones;
FIG. 6 is a rear view of the headphones;
FIG. 7 is a left side/top/rear perspective view of the headphones;
FIG. 8 is a right side/top/rear perspective view of the headphones; and,
FIG. 9 is a top/front perspective view of the headphones.
Any surfaces of the design not shown, including interior surfaces and any surfaces shown in broken lines, form no part of the claimed invention.

1 Claim, 9 Drawing Sheets



(56)

References Cited

U.S. PATENT DOCUMENTS

D512,981	S *	12/2005	Jacobson	D14/205
7,076,077	B2 *	7/2006	Atsumi	H04R 1/1066
					381/151
D533,539	S *	12/2006	Mah	D14/205
D541,257	S *	4/2007	Thursfield	D14/205
D557,685	S *	12/2007	Lee	D14/205
D559,831	S *	1/2008	Lee	D14/205
7,406,172	B2 *	7/2008	Amae	H04M 1/05
					379/430
D575,268	S *	8/2008	Christopher	D14/205
7,424,125	B2 *	9/2008	Amae	H04R 5/0335
					381/370
D593,067	S *	5/2009	Millora	D14/205
D604,269	S *	11/2009	Choe	D14/205
D605,172	S *	12/2009	Seade	D14/205
D633,471	S *	3/2011	Sugiyama	D14/205
D653,234	S *	1/2012	Lee	D14/205
D665,008	S *	8/2012	Olsson	D16/300
8,433,082	B2 *	4/2013	Abolfathi	H04R 1/46
					381/151
D683,715	S *	6/2013	Triato	D14/204
D738,420	S *	9/2015	Lee	D14/372
D739,379	S *	9/2015	Lee	D14/205
2011/0170702	A1 *	7/2011	Bays	H04R 5/0335
					381/74
2013/0329903	A1 *	12/2013	Ting	H04R 1/105
					381/74
2014/0185837	A1 *	7/2014	Kunimoto	H04R 1/1075
					381/151

* cited by examiner




FIG. 1

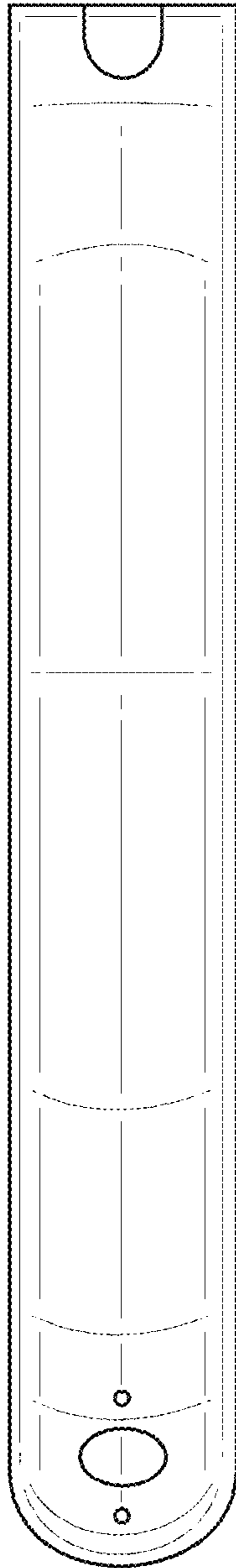


FIG. 2

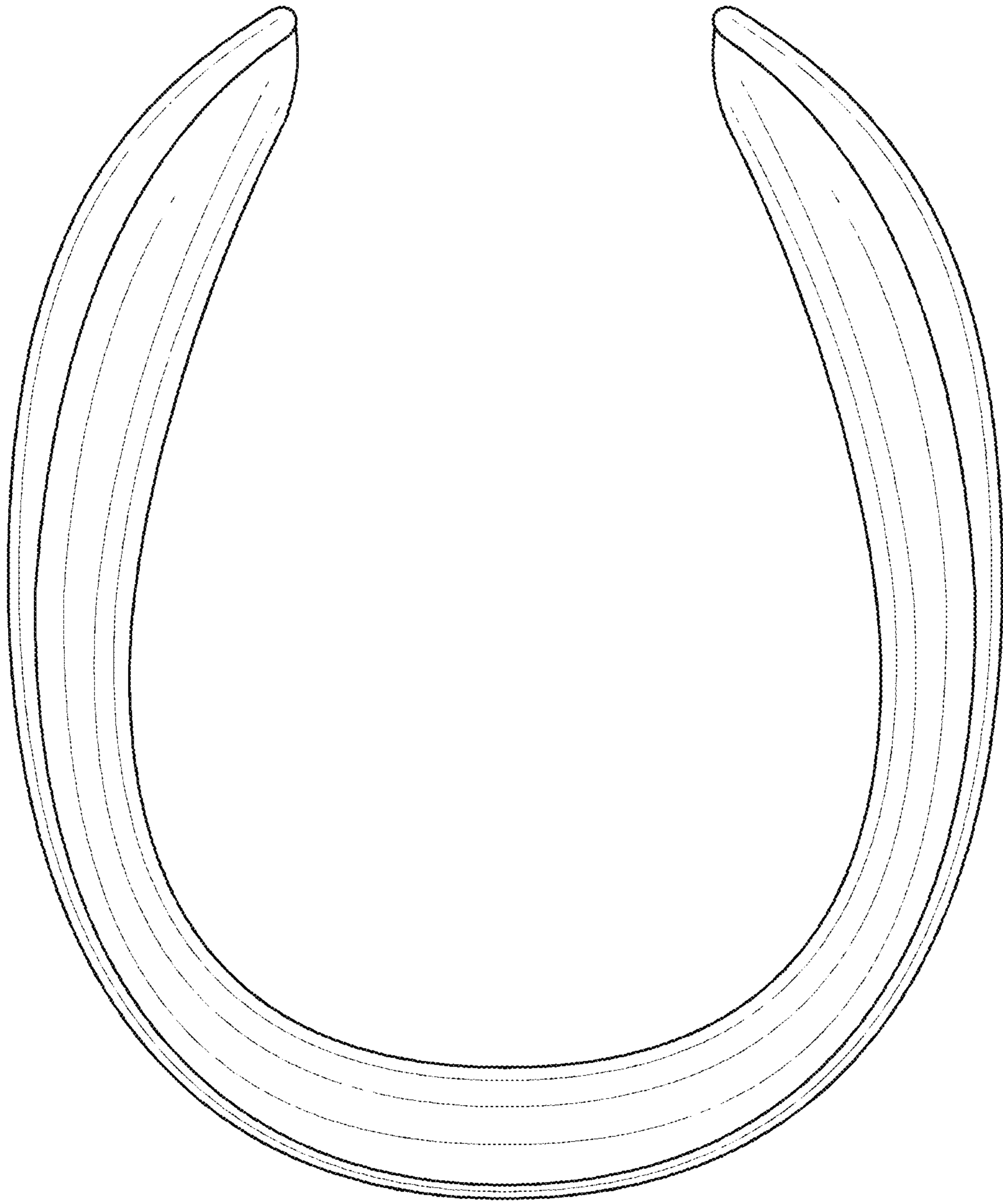


FIG. 3

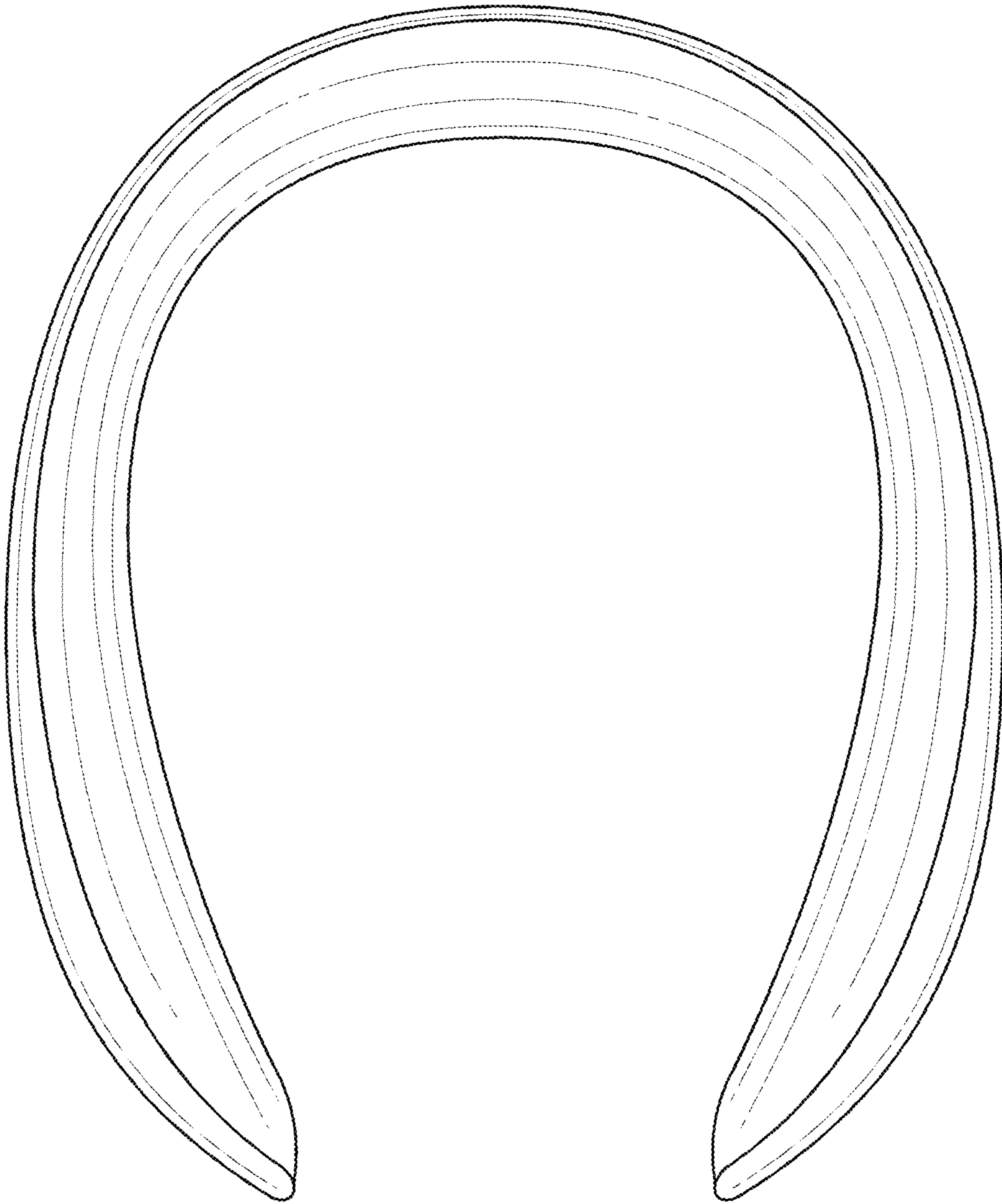


FIG. 4




FIG. 5

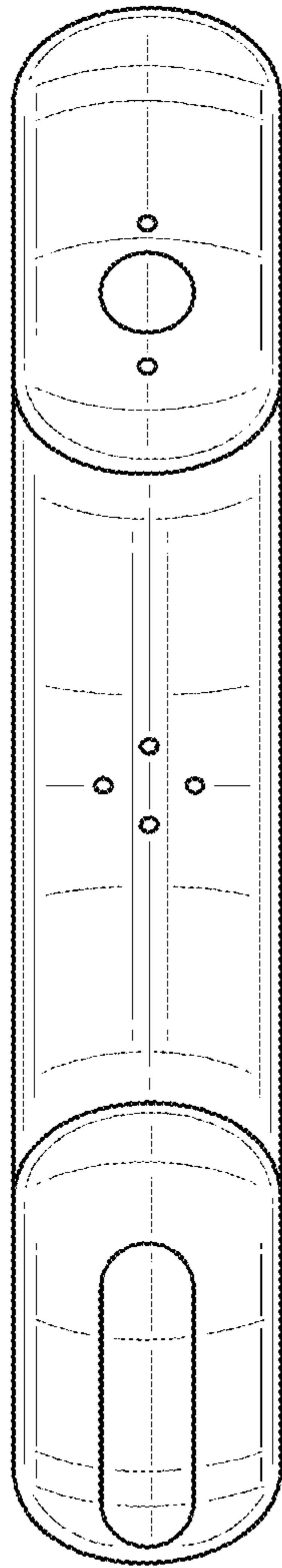


FIG. 6

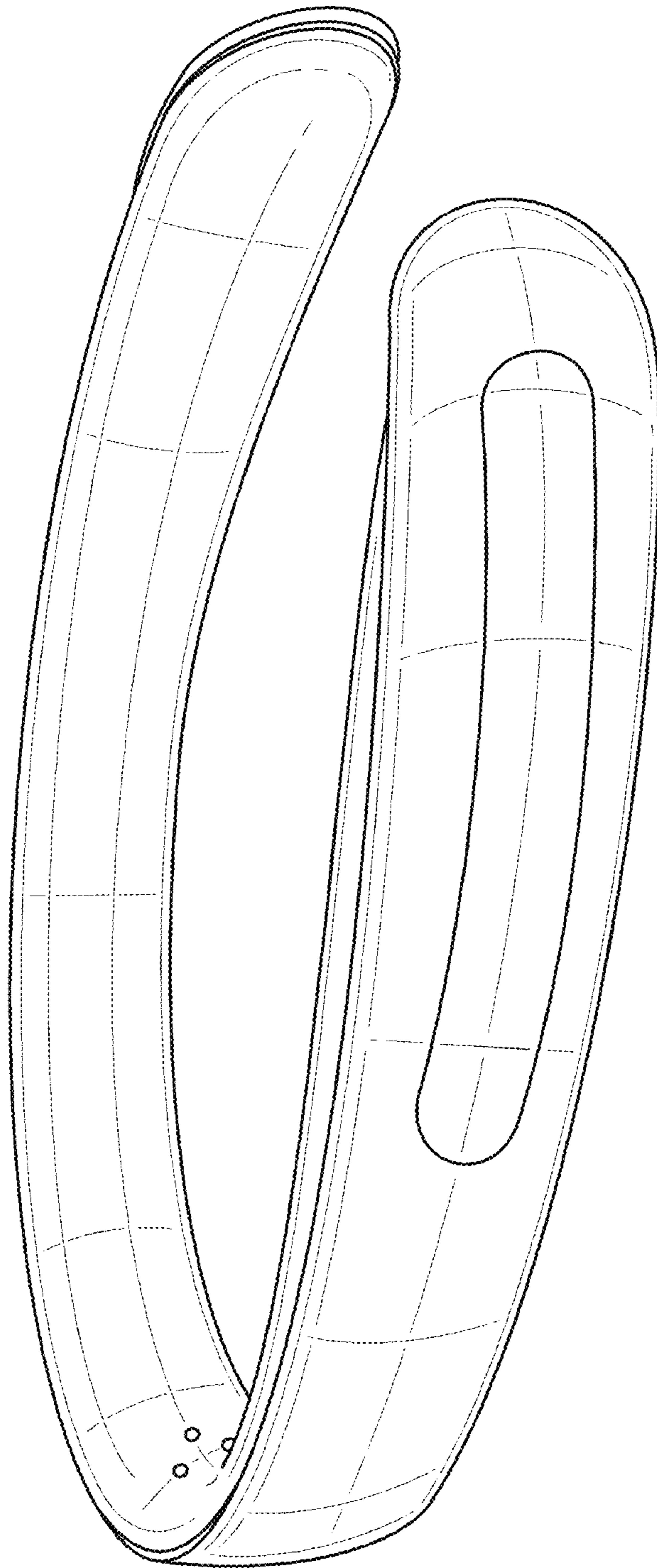


FIG. 7

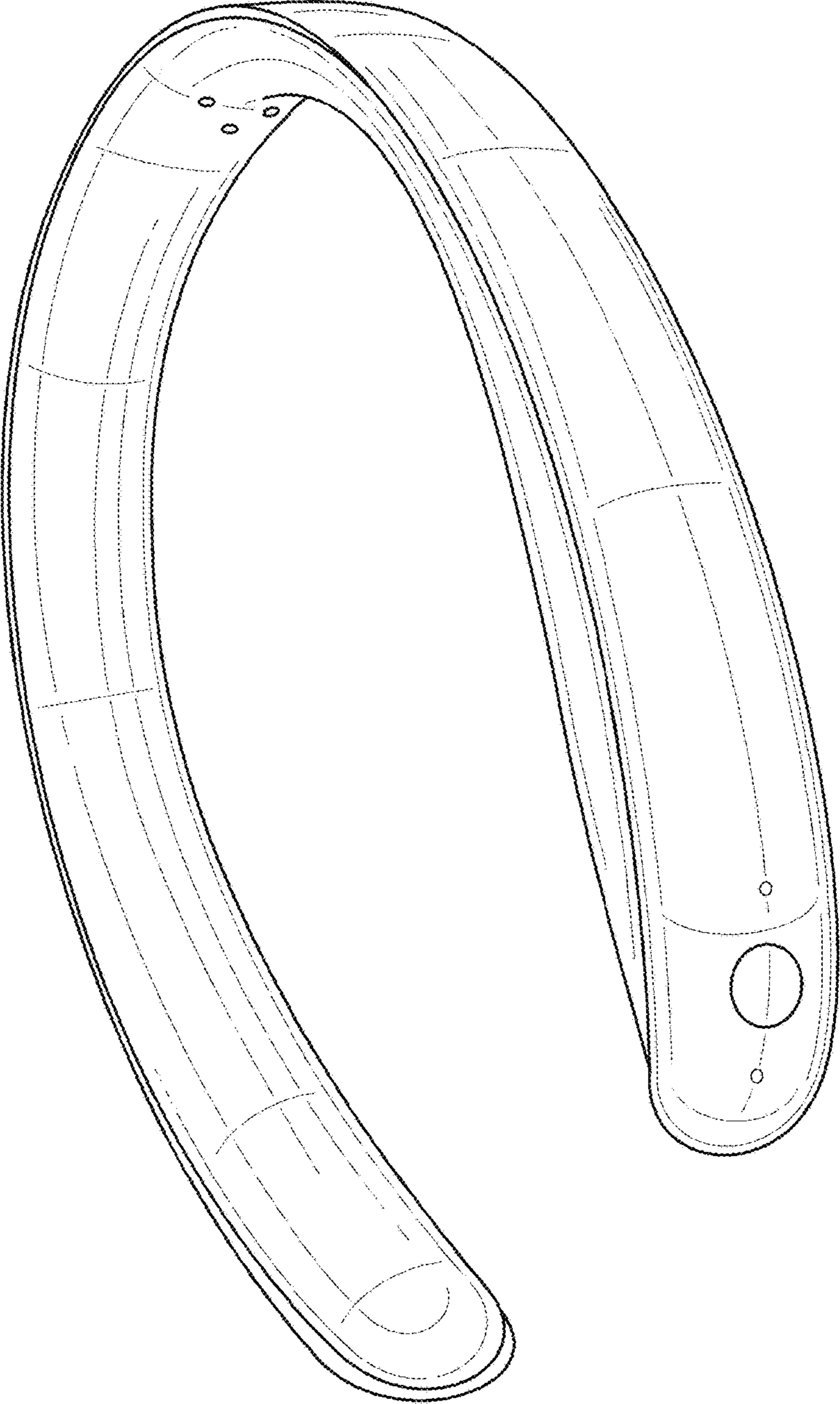


FIG. 8

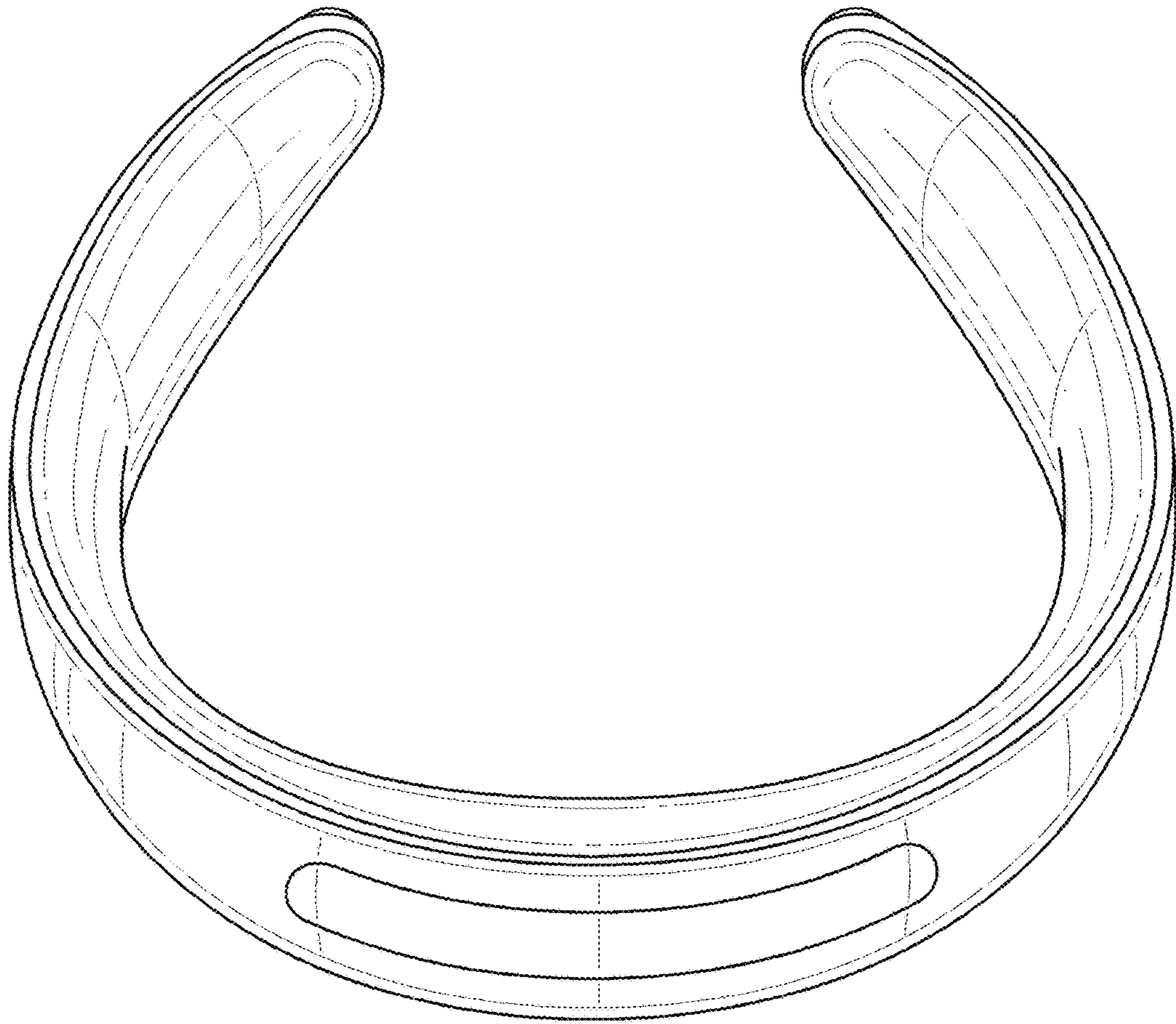


FIG. 9