



US00D793328S

(12) **United States Design Patent** (10) **Patent No.:** **US D793,328 S**  
**Bridges** (45) **Date of Patent:** **\*\* Aug. 1, 2017**

- (54) **AIR BOAT COVER**
- (71) Applicant: **BigBig, Inc.**, Davie, FL (US)
- (72) Inventor: **Clint Bridges**, Davie, FL (US)
- (73) Assignee: **BIGBIG, INC.**, Davie, FL (US)
- (\*\*) Term: **15 Years**
- (21) Appl. No.: **29/554,177**
- (22) Filed: **Feb. 9, 2016**
- (51) **LOC (10) Cl.** ..... **12-06**
- (52) **U.S. Cl.**  
USPC ..... **D12/317; D12/401**
- (58) **Field of Classification Search**  
USPC ..... D12/300–318, 401; D21/837; D25/56  
CPC ..... B63B 2017/0045; B63B 17/02; B63B  
17/026; B63B 19/02; B60J 7/22  
See application file for complete search history.

(56) **References Cited**

U.S. PATENT DOCUMENTS

D180,716 S *	7/1957	Herman	.....	D12/318
D199,215 S *	9/1964	Hale et al.	.....	D12/318
3,312,990 A *	4/1967	Lapworth	.....	B63B 17/02
				114/361
3,604,440 A *	9/1971	Wilson	.....	B63B 17/02
				114/361
3,698,409 A *	10/1972	Koontz	.....	B63B 17/02
				114/361
4,070,722 A *	1/1978	Sutherland	.....	B63B 17/02
				114/351
D256,113 S *	7/1980	Fortier	.....	D12/318
D265,646 S *	8/1982	Fortier	.....	D12/301
4,641,600 A *	2/1987	Halvorsen	.....	B63B 17/02
				114/202
4,881,484 A *	11/1989	Cavanaugh	.....	B60J 7/223
				114/361
4,926,782 A *	5/1990	Lacy	.....	B63B 19/02
				114/361

5,009,184 A *	4/1991	Voldrich	.....	B63B 17/02
				114/361
D332,935 S *	2/1993	Moore	.....	D12/317
D379,961 S *	6/1997	Cripe	.....	D12/317
5,803,104 A *	9/1998	Pollen	.....	B63B 17/02
				114/361
D562,755 S *	2/2008	Cares	.....	D12/317
2007/0221114 A1 *	9/2007	Schaaf	.....	B63B 17/02
				114/361
2013/0092072 A1 *	4/2013	Larson	.....	B63B 17/02
				114/361

\* cited by examiner

*Primary Examiner* — Cynthia M Chin  
 (74) *Attorney, Agent, or Firm* — The Concept Law Group, P.A.; Scott D. Smiley

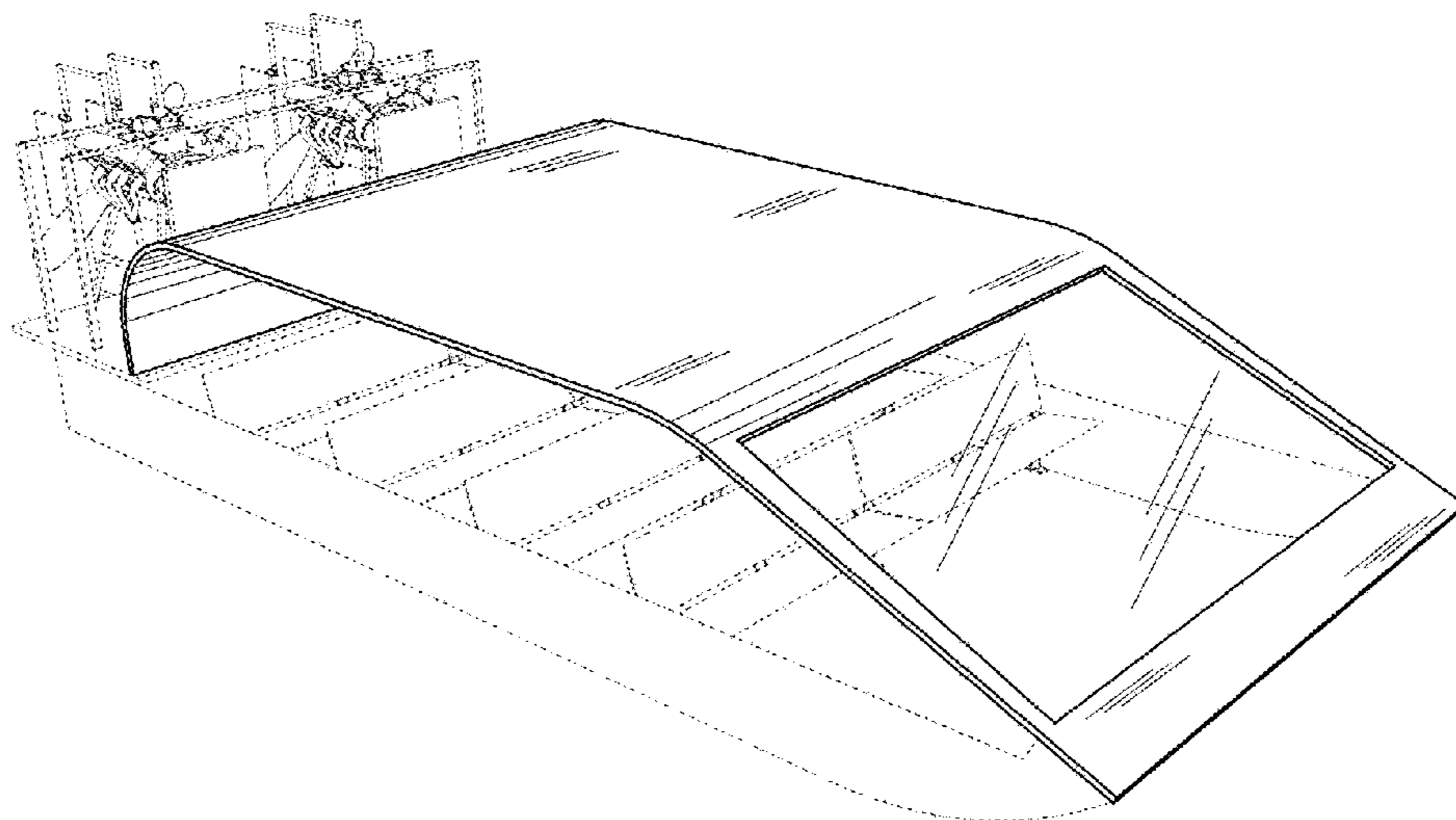
(57) **CLAIM**

The ornamental design for an air boat cover, as shown and described.

**DESCRIPTION**

FIG. 1 is a perspective front right side view of an air boat cover in accordance with the present invention;  
 FIG. 2 is a perspective rear left side view of the air boat cover of FIG. 1;  
 FIG. 3 is a top plan view of the air boat cover of FIG. 1;  
 FIG. 4 is a bottom plan view of the air boat cover of FIG. 1;  
 FIG. 5 is an elevational rear view of the air boat cover of FIG. 1;  
 FIG. 6 is an elevational front view of the air boat cover of FIG. 1;  
 FIG. 7 is a left-side elevational view of the air boat cover of FIG. 1; and,  
 FIG. 8 is a right-side elevational view of the air boat cover of FIG. 1.  
 The broken lines showing a base of an air boat and a pair of engines depict environment only and form no part of the claimed design.

**1 Claim, 4 Drawing Sheets**



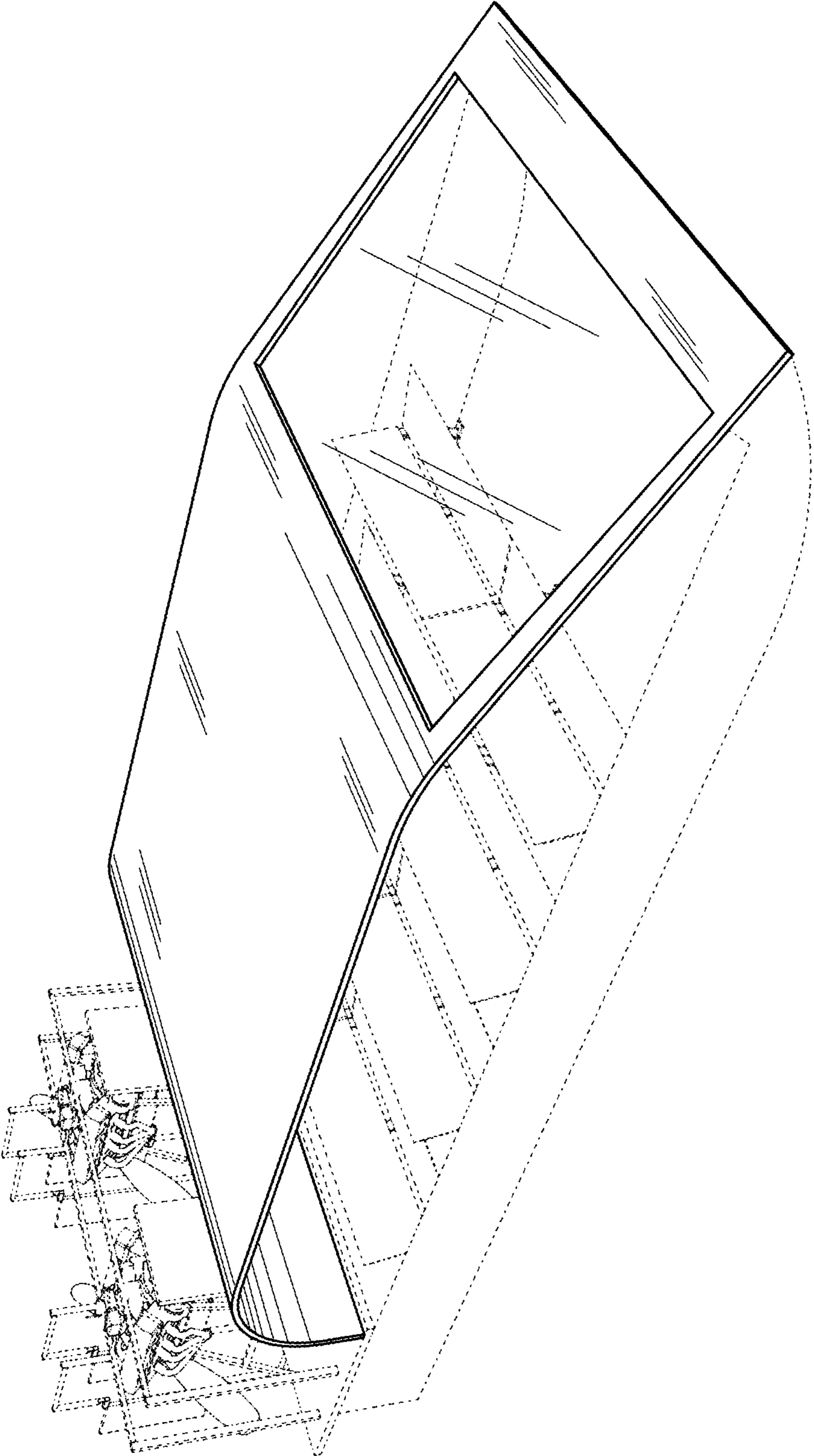


FIG. 1

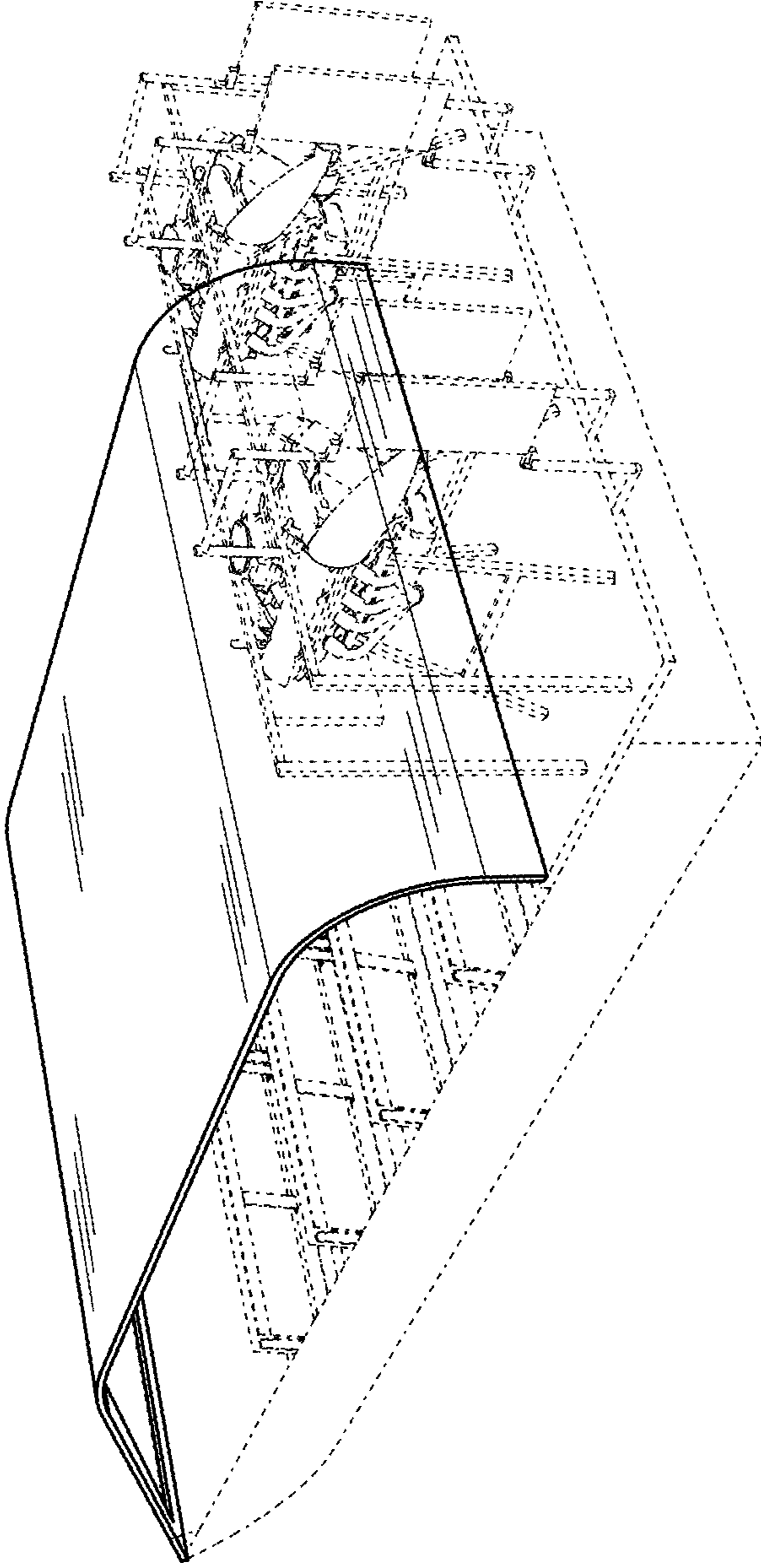


FIG. 2

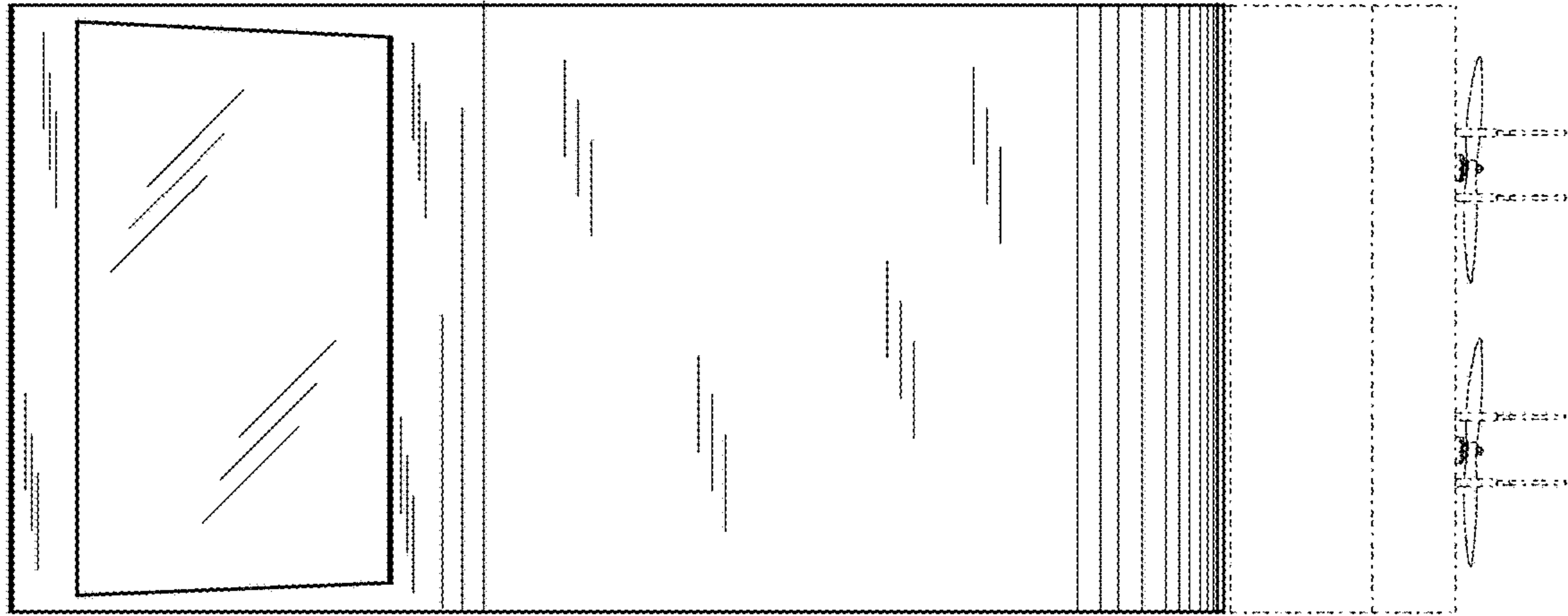


FIG. 4

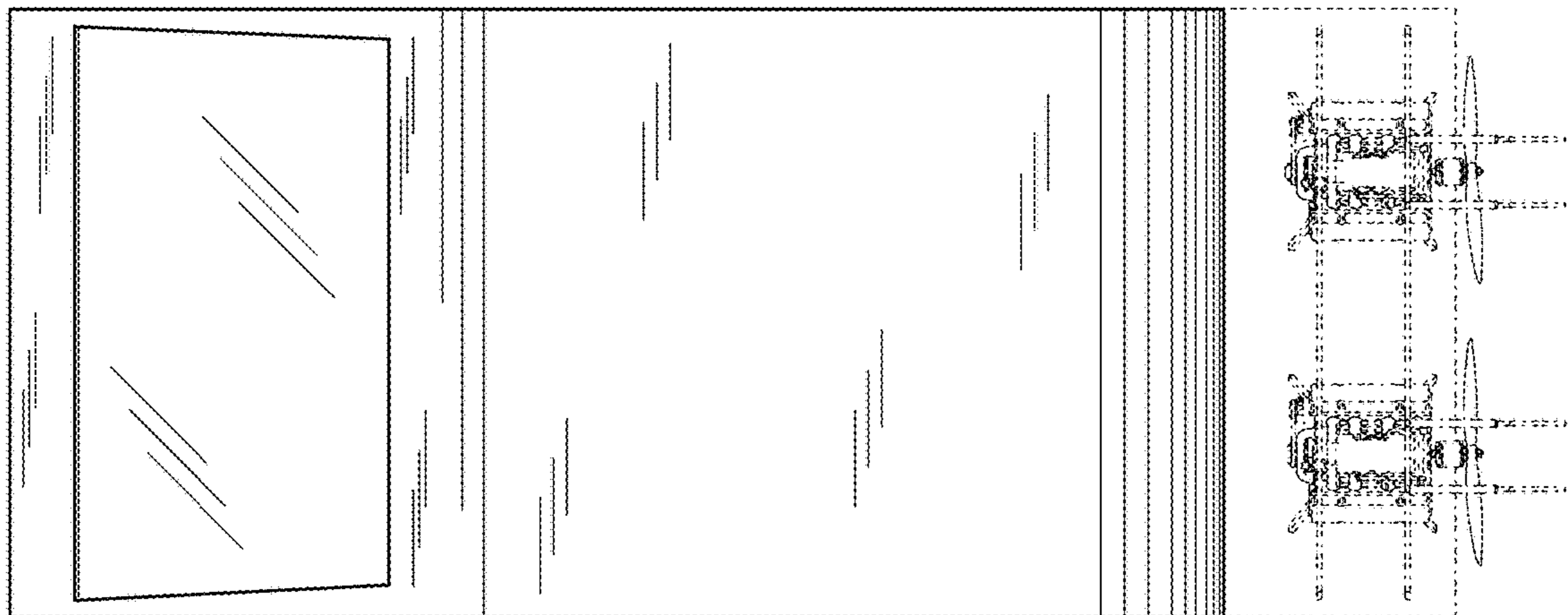


FIG. 3

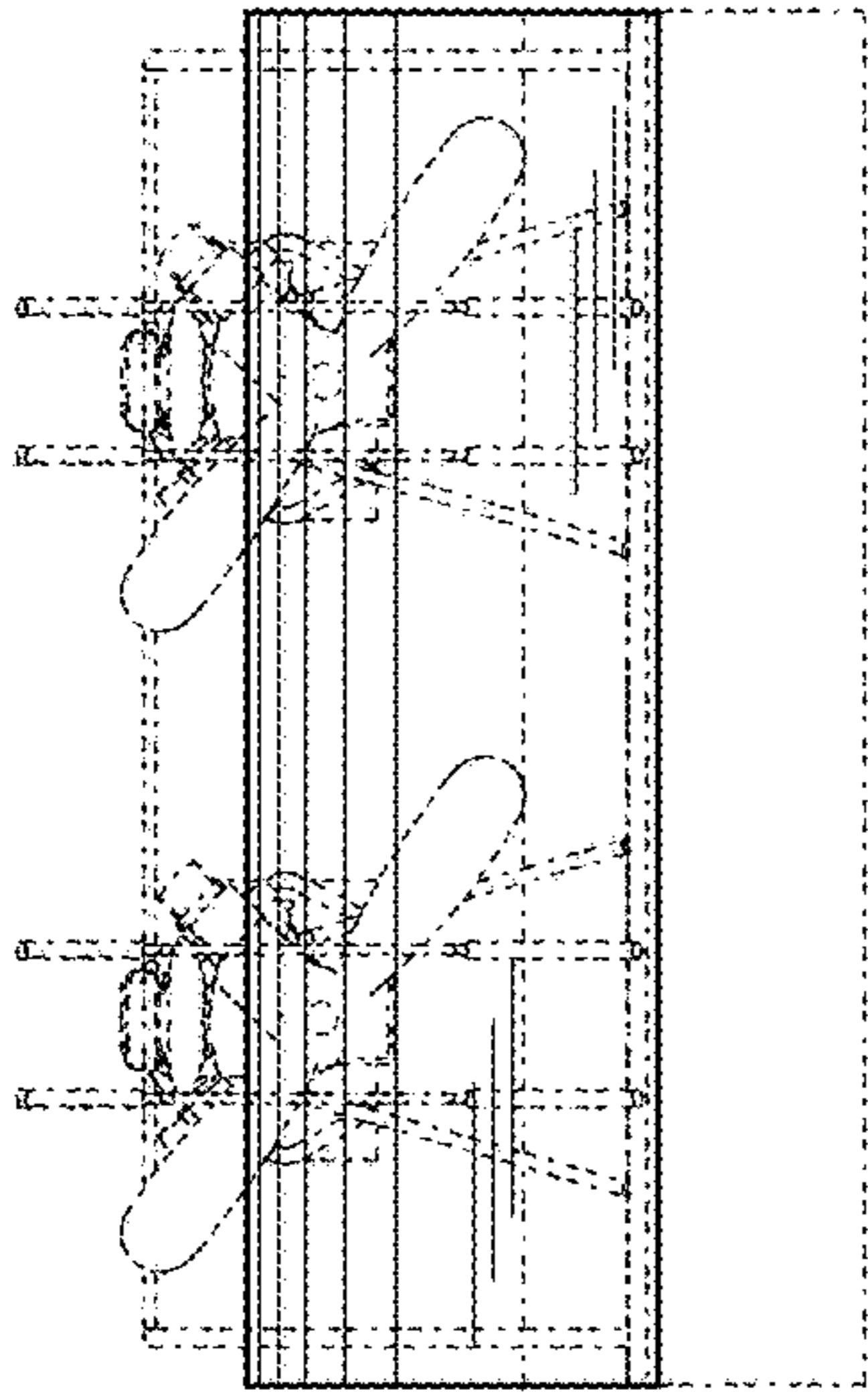


FIG. 5

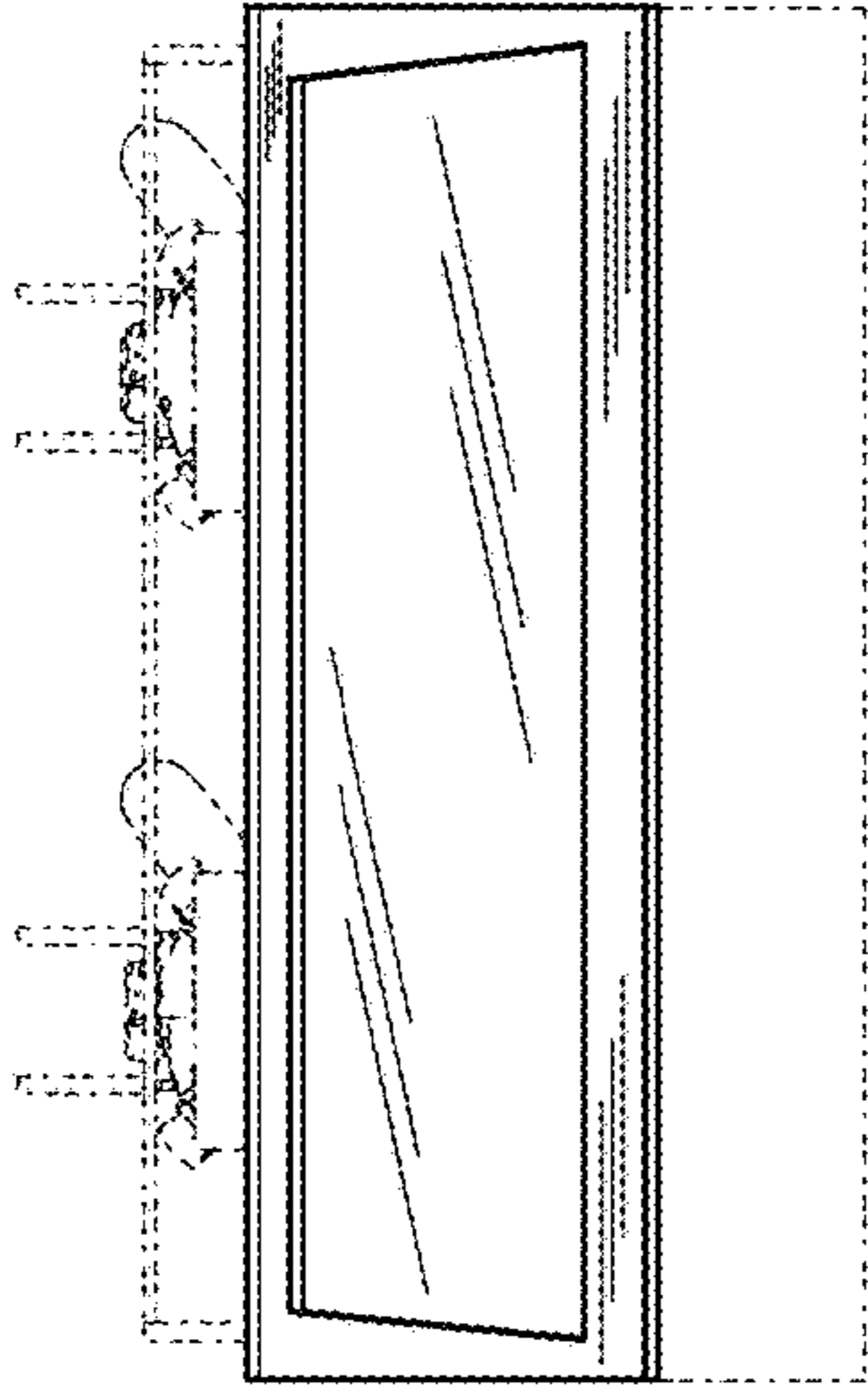


FIG. 6

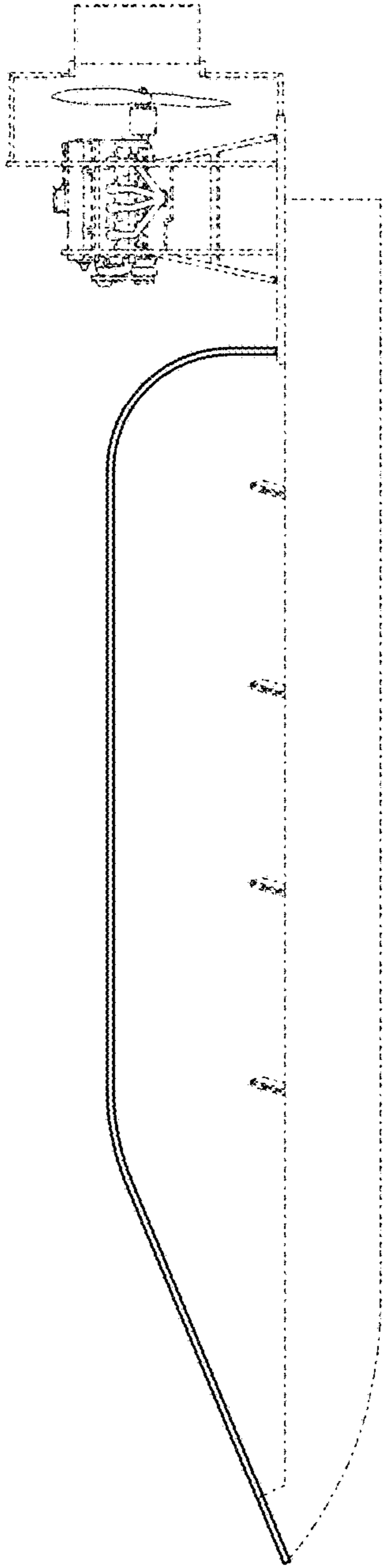


FIG. 7

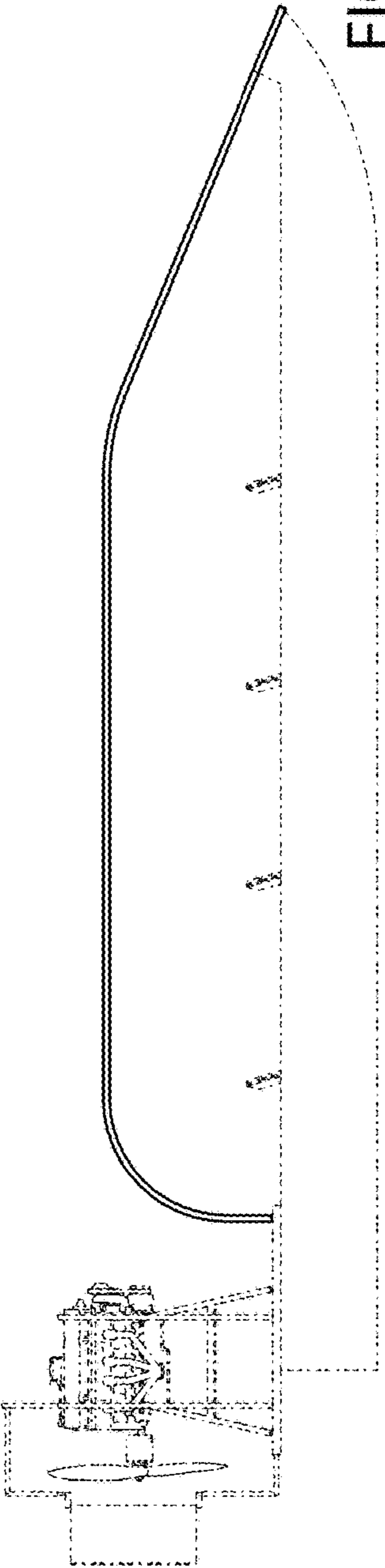


FIG. 8