



US00D793313S

(12) **United States Design Patent** (10) **Patent No.:** **US D793,313 S**
Zimmermann et al. (45) **Date of Patent:** **** Aug. 1, 2017**

(54) **AUTOMOBILE INTERIOR**

(56) **References Cited**

(71) Applicants: **Dan M Zimmermann**, West
Bloomfield, MI (US); **Insun Hong**,
Birmingham, MI (US); **Ryan C**
Nagode, West Bloomfield, MI (US);
Klaus Busse, Lake Orion, MI (US)

U.S. PATENT DOCUMENTS

D762,152 S *	7/2016	Inagaki	D12/192
D763,154 S *	8/2016	Chang	D12/192
D763,155 S *	8/2016	Sahs	D12/192
D770,348 S *	11/2016	Shimizu	D12/192
D770,953 S *	11/2016	Tanaka	D12/192
D771,541 S *	11/2016	Shouno	D12/192
D772,128 S *	11/2016	Platt	D12/192
D776,029 S *	1/2017	Callum	D12/192
D778,796 S *	2/2017	Gommier	D12/192
D778,797 S *	2/2017	Ito	D12/192
D780,649 S *	3/2017	Tanaka	D12/192

(72) Inventors: **Dan M Zimmermann**, West
Bloomfield, MI (US); **Insun Hong**,
Birmingham, MI (US); **Ryan C**
Nagode, West Bloomfield, MI (US);
Klaus Busse, Lake Orion, MI (US)

* cited by examiner

(73) Assignee: **FCA US LLC**, Auburn Hills, MI (US)

Primary Examiner — Katrina A Betton

(**) Term: **15 Years**

(74) *Attorney, Agent, or Firm* — Ralph E Smith

(21) Appl. No.: **29/563,963**

(57) **CLAIM**

The ornamental design for an automobile interior, as shown and described.

(22) Filed: **May 10, 2016**

DESCRIPTION

(51) **LOC (10) Cl.** **12-16**

(52) **U.S. Cl.**
USPC **D12/192**

(58) **Field of Classification Search**
USPC D12/192, 415, 110, 114; D15/17, 28;
D10/46, 98, 102-103, 122-127
CPC G08G 1/096883; G01C 21/16; G01C
21/3688; G01C 21/30

FIG. 1 is a front view of an automobile interior showing our new design;

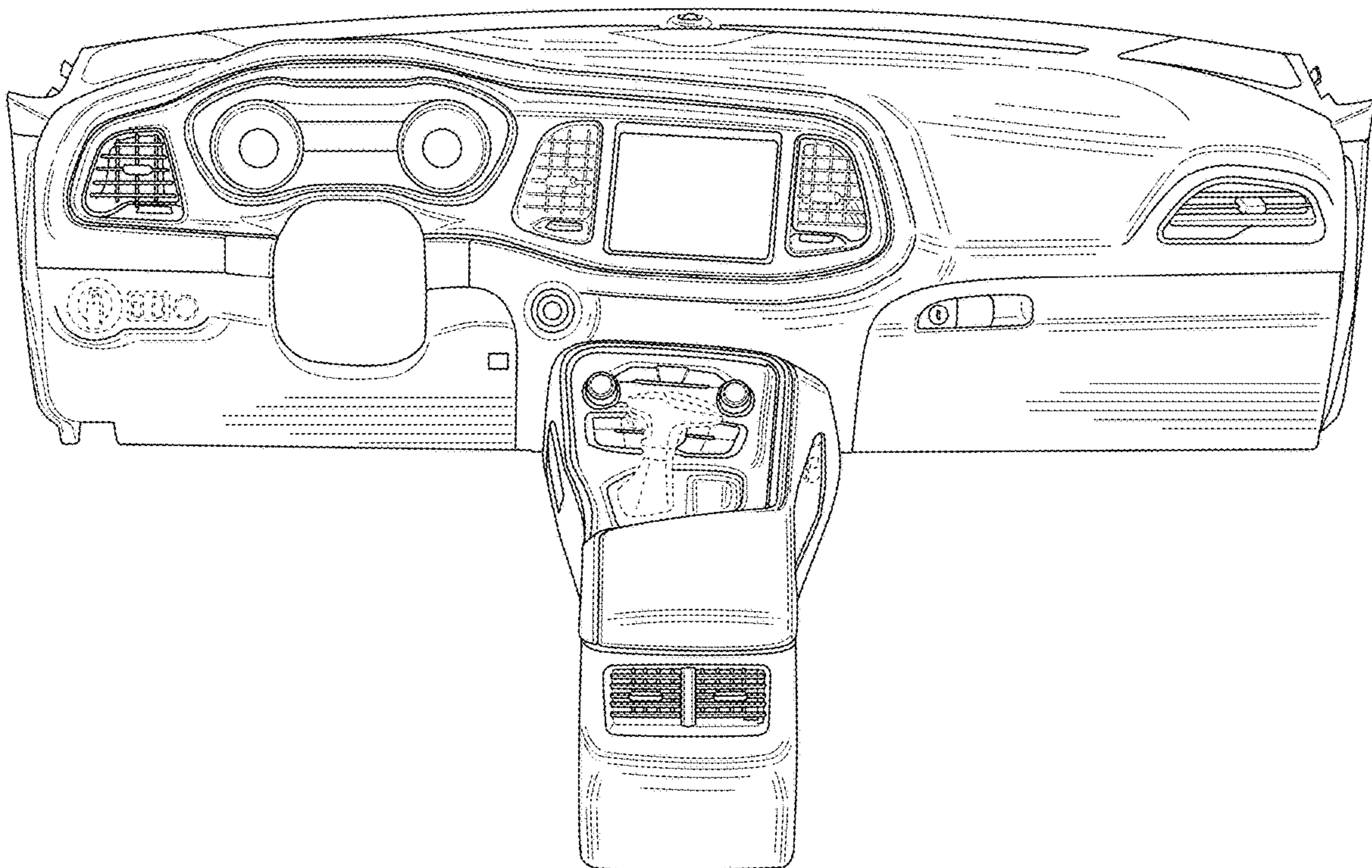
FIG. 2 is a driver side perspective view thereof; and,

FIG. 3 is a passenger side perspective view.

It will be understood that the broken lines shown in the drawings illustrate portions of the automobile interior that form no part of claimed design.

See application file for complete search history.

1 Claim, 3 Drawing Sheets



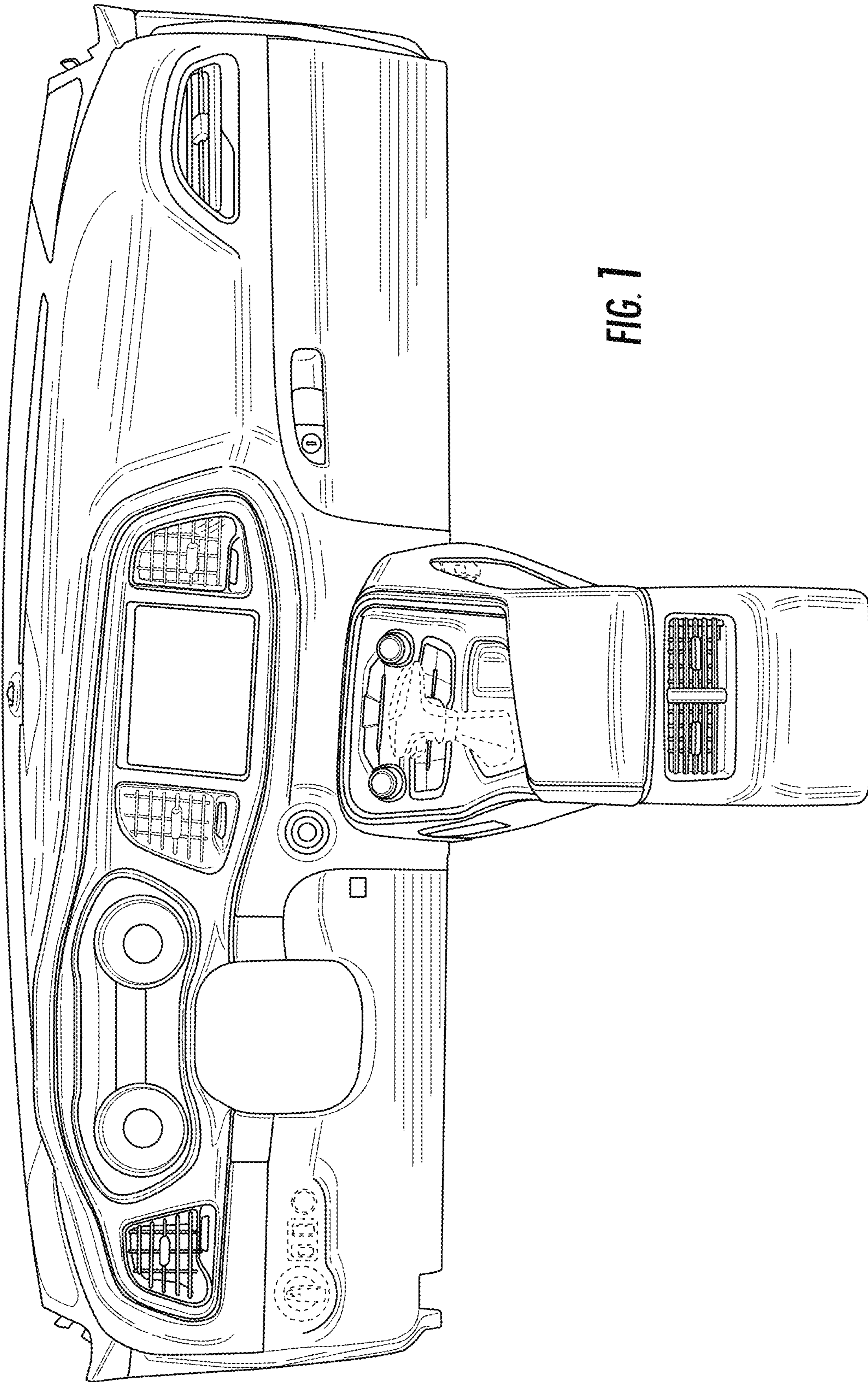


FIG. 1

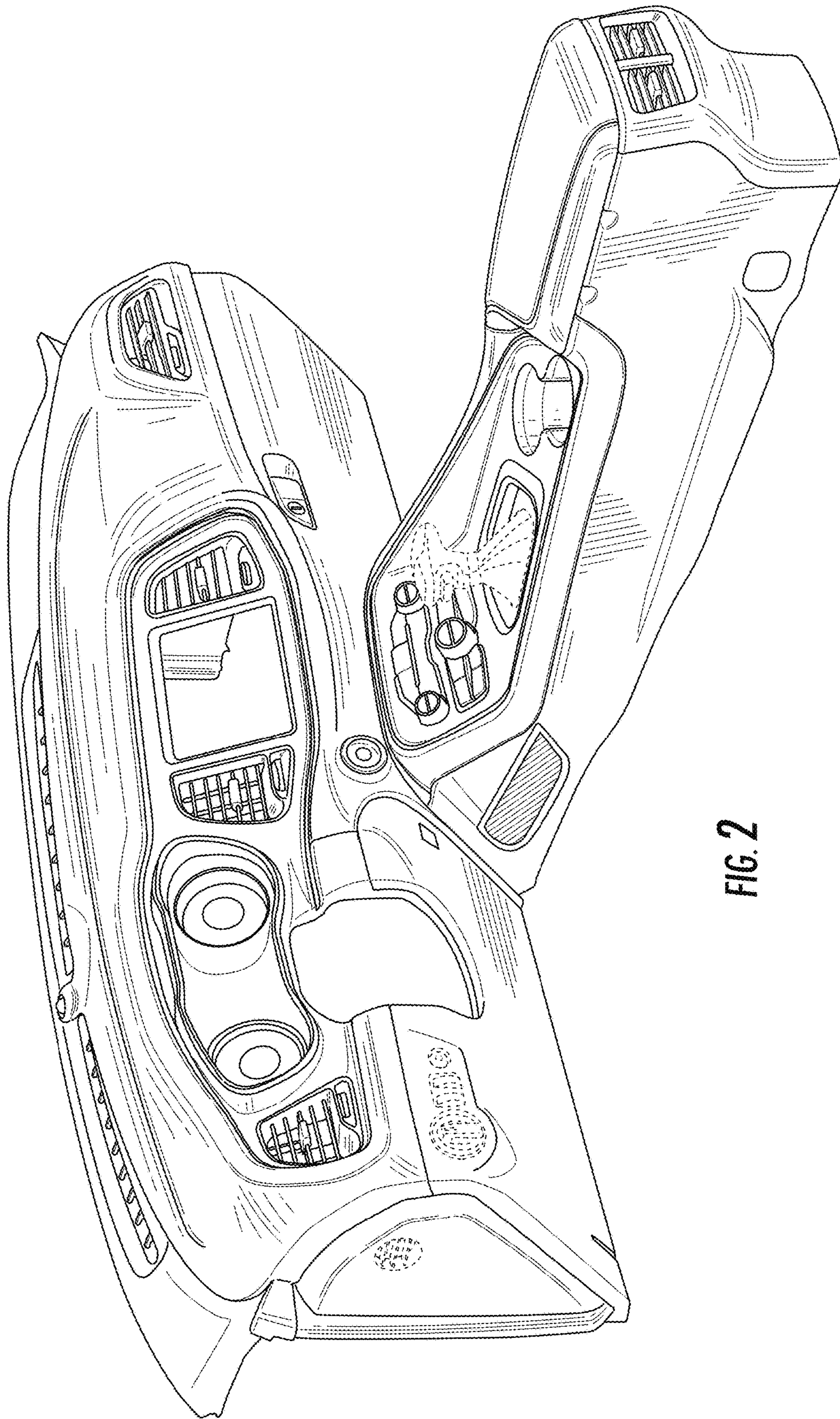


FIG. 2

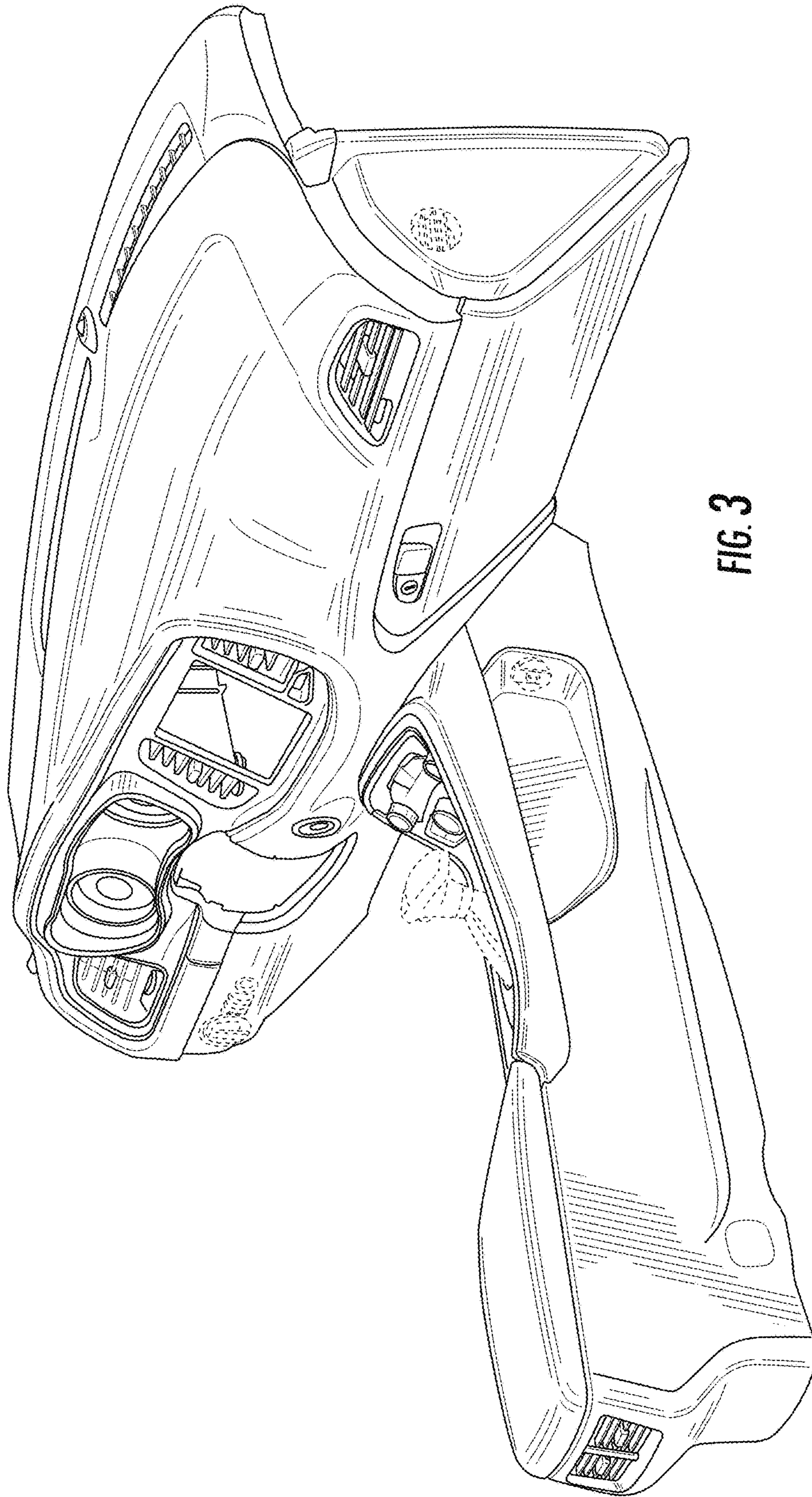


FIG. 3