

US00D793303S

(12) **United States Design Patent** (10) **Patent No.:** **US D793,303 S**
Buck (45) **Date of Patent:** **** Aug. 1, 2017**

(54) **AUTOMOBILE FRONT BUMPER**
(71) Applicant: **Jaguar Land Rover Limited**, Whitley, Coventry (GB)
(72) Inventor: **Joe Buck**, Whitley (GB)
(73) Assignee: **Jaguar Land Rover Limited**, Whitley, Coventry (GB)

(**) Term: **15 Years**

(21) Appl. No.: **29/567,787**

(22) Filed: **Jun. 13, 2016**

(30) **Foreign Application Priority Data**

Jan. 14, 2016 (EM) 002945345

(51) **LOC (10) Cl.** **12-16**

(52) **U.S. Cl.**
USPC **D12/169**

(58) **Field of Classification Search**
USPC D12/86, 90, 91, 92, 163, 164, 169, 171, D12/196, 216

CPC B60R 19/02; B60R 19/18; B60R 19/24; B60R 19/56; B60R 2019/007

See application file for complete search history.

(56) **References Cited**

U.S. PATENT DOCUMENTS

D564,425 S * 3/2008 Okue D12/169
D605,096 S * 12/2009 Mueller D12/169
D626,469 S * 11/2010 Yanase D12/169
D626,473 S * 11/2010 Mueller D12/169
D633,013 S * 2/2011 Bauer D12/169
D637,945 S * 5/2011 Nakagawa D12/169
D656,871 S * 4/2012 Fetherston D12/169
D664,901 S * 8/2012 Futschik D12/169
D675,139 S * 1/2013 Yamamoto D12/169

D686,546 S * 7/2013 Fetherston D12/169
D699,166 S * 2/2014 Abe D12/169
D711,796 S * 8/2014 Futschik D12/169
D716,200 S * 10/2014 Pevovar D12/169
D718,676 S * 12/2014 Ishizuka D12/169
D718,677 S * 12/2014 Whang D12/169
D744,914 S * 12/2015 Loeb D12/169
D747,243 S * 1/2016 Patel D12/169
D750,538 S * 3/2016 Buck D12/169
D758,260 S * 6/2016 Lesnik D12/169

* cited by examiner

Primary Examiner — Darlington Ly

(74) *Attorney, Agent, or Firm* — Wood Herron & Evans LLP

(57) **CLAIM**


The ornamental design for an automobile front bumper, as shown and described.

DESCRIPTION

FIG. 1 is a front and right side perspective view of the automobile front bumper showing my new design; FIG. 2 is a rear and left side perspective view thereof; FIG. 3 is a front elevation view thereof; FIG. 4 is a rear elevation view thereof; FIG. 5 is a left side elevation view thereof; FIG. 6 is a right side elevation view thereof; FIG. 7 is a top plan view thereof; and, FIG. 8 is a front and right side perspective view thereof, wherein the automobile front bumper is shown installed on an environmental automobile.

In FIG. 8 the de-emphasized and half-tone portions showing the automobile are provided for the purposes of illustrating environmental structure and form no part of the claimed design. Alternatively, the portions of the automobile front bumper that are shown within the broken line boundary in said figure form part of the claimed design.

1 Claim, 7 Drawing Sheets






FIG. 1




FIG. 2




FIG. 3




FIG. 4




FIG. 5




FIG. 6




FIG. 7

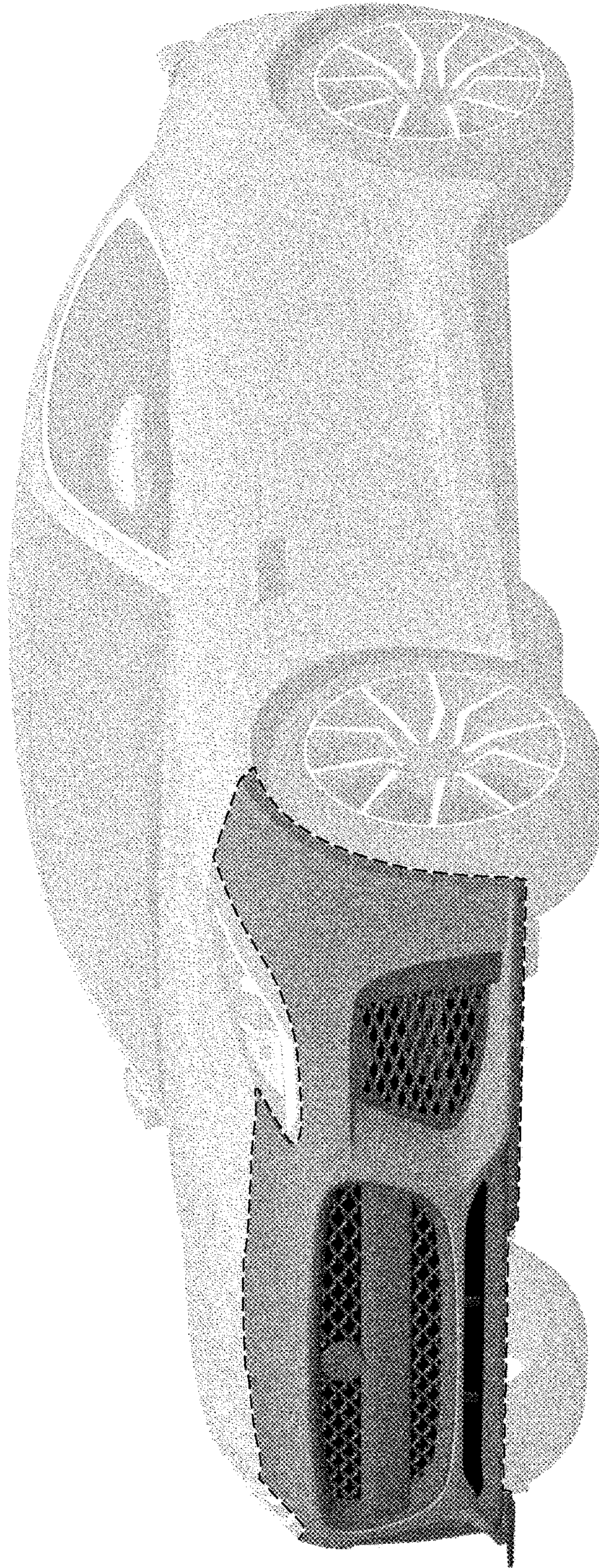


FIG. 8