



US00D793288S

(12) **United States Design Patent**
Rudwal et al.

(10) **Patent No.:** **US D793,288 S**

(45) **Date of Patent:** **** Aug. 1, 2017**

(54) **FRONT COWL OF A THREE-WHEELED VEHICLE**

(71) Applicant: **BOMBARDIER RECREATIONAL PRODUCTS INC., Valcourt (CA)**

(72) Inventors: **Christopher Rudwal, Paris (FR); Jean-Philippe Crepeau, Bromont (CA); Damien Basset, St-Remy-de-Provence (FR); Maxime Dumont, Montreal (CA); Ghyslain Beland, Granby (CA)**

(73) Assignee: **BOMBARDIER RECREATIONAL PRODUCTS INC., Valcourt (CA)**

(**) Term: **15 Years**

(21) Appl. No.: **29/586,945**

(22) Filed: **Dec. 8, 2016**

Related U.S. Application Data

(62) Division of application No. 29/536,636, filed on Aug. 18, 2015.

(51) **LOC (10) Cl.** **12-11**

(52) **U.S. Cl.**
USPC **D12/126; D12/182**

(58) **Field of Classification Search**
USPC **D12/107, 110, 114, 117, 126, 186**
CPC . **B62J 17/00; B62J 17/04; B62J 23/00; B62K 11/04**
See application file for complete search history.

(56) **References Cited**

U.S. PATENT DOCUMENTS

D455,687 S * 4/2002 Nakazawa D12/182
D485,788 S * 1/2004 Guay D12/107

D496,613 S * 9/2004 Everitt D12/182
D499,993 S * 12/2004 Otsubo D12/182
D515,485 S * 2/2006 Sawabe D12/182
D536,186 S 2/2007 Crepeau et al.
D538,213 S * 3/2007 Fukuyama D12/182
D545,738 S * 7/2007 Tako D12/182
D557,646 S 12/2007 Portelance
D575,209 S * 8/2008 Sawabe D12/182
D580,836 S 11/2008 Longpre et al.
D581,319 S 11/2008 Longpre et al.
D581,320 S 11/2008 Longpre et al.
D581,685 S 12/2008 Longpre et al.
D581,846 S * 12/2008 Longpre D12/107
D582,823 S 12/2008 Longpre et al.
D583,737 S * 12/2008 Kitayama D12/126
D593,455 S 6/2009 Longpre et al.
D593,908 S * 6/2009 Longpre D12/107
D593,912 S 6/2009 Longpre et al.
D596,081 S * 7/2009 Longpre D12/107
D598,328 S * 8/2009 Lambri B62K 5/05
D12/110

(Continued)

Primary Examiner — Darlington Ly

(74) *Attorney, Agent, or Firm* — BCF LLP

(57) **CLAIM**


The ornamental design for a front cowl of a three-wheeled vehicle, as shown and described.

DESCRIPTION

FIG. 1 is a top, front and left side perspective view of a front cowl of a three-wheeled vehicle showing our new design; FIG. 2 is a left side elevation view thereof; FIG. 3 is a front elevation view thereof; FIG. 4 is a right side elevation view thereof; FIG. 5 is a top plan view thereof; and, FIG. 6 is a rear elevation view thereof.

The broken lines in the drawings illustrate an environmental structure of a three-wheeled vehicle and portions of its front cowl that do not form part of the claimed design.

1 Claim, 6 Drawing Sheets



(56)

References Cited

U.S. PATENT DOCUMENTS

D603,775	S	*	11/2009	Longpre	D12/192
D611,391	S		3/2010	Bourgeois	
D626,900	S	*	11/2010	Guay	D12/173
D627,263	S	*	11/2010	Guay	D12/110
D627,269	S		11/2010	Deluy et al.	
D627,282	S	*	11/2010	Deluy	D12/182
D628,129	S		11/2010	Longpre et al.	
D629,724	S	*	12/2010	Guay	D12/164
D629,726	S		12/2010	Guay et al.	
D631,803	S	*	2/2011	Guay	D12/186
D656,435	S	*	3/2012	Lambri	B62K 5/027
					D12/110
D690,626	S	*	10/2013	Katagiri	D12/126
D702,166	S	*	4/2014	Deluy	D12/186
D726,595	S	*	4/2015	Futamata	D12/114
D744,908	S	*	12/2015	Shibuta	D12/114
D746,741	S	*	1/2016	Futamata	D12/182
D777,611	S	*	1/2017	Griffin	D12/114

* cited by examiner




Fig. 1

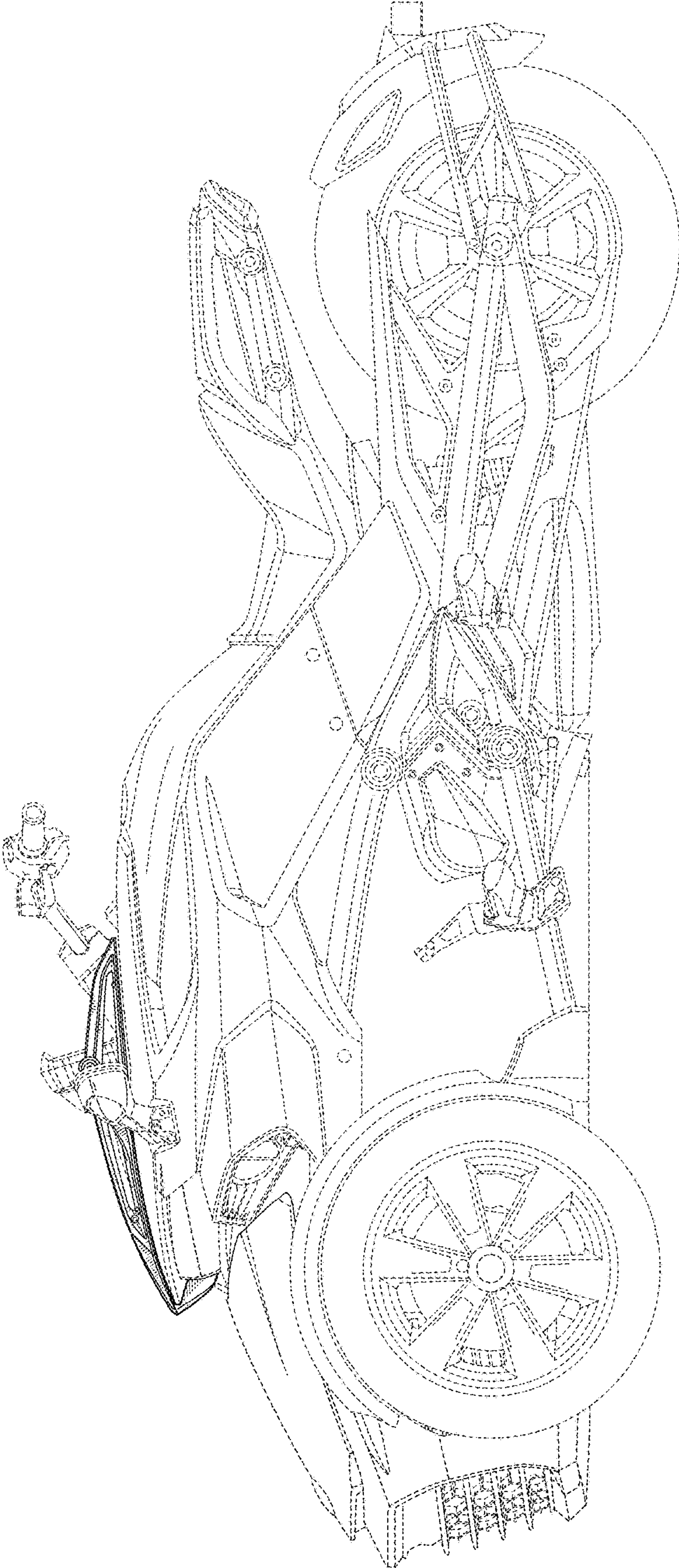


Fig. 2

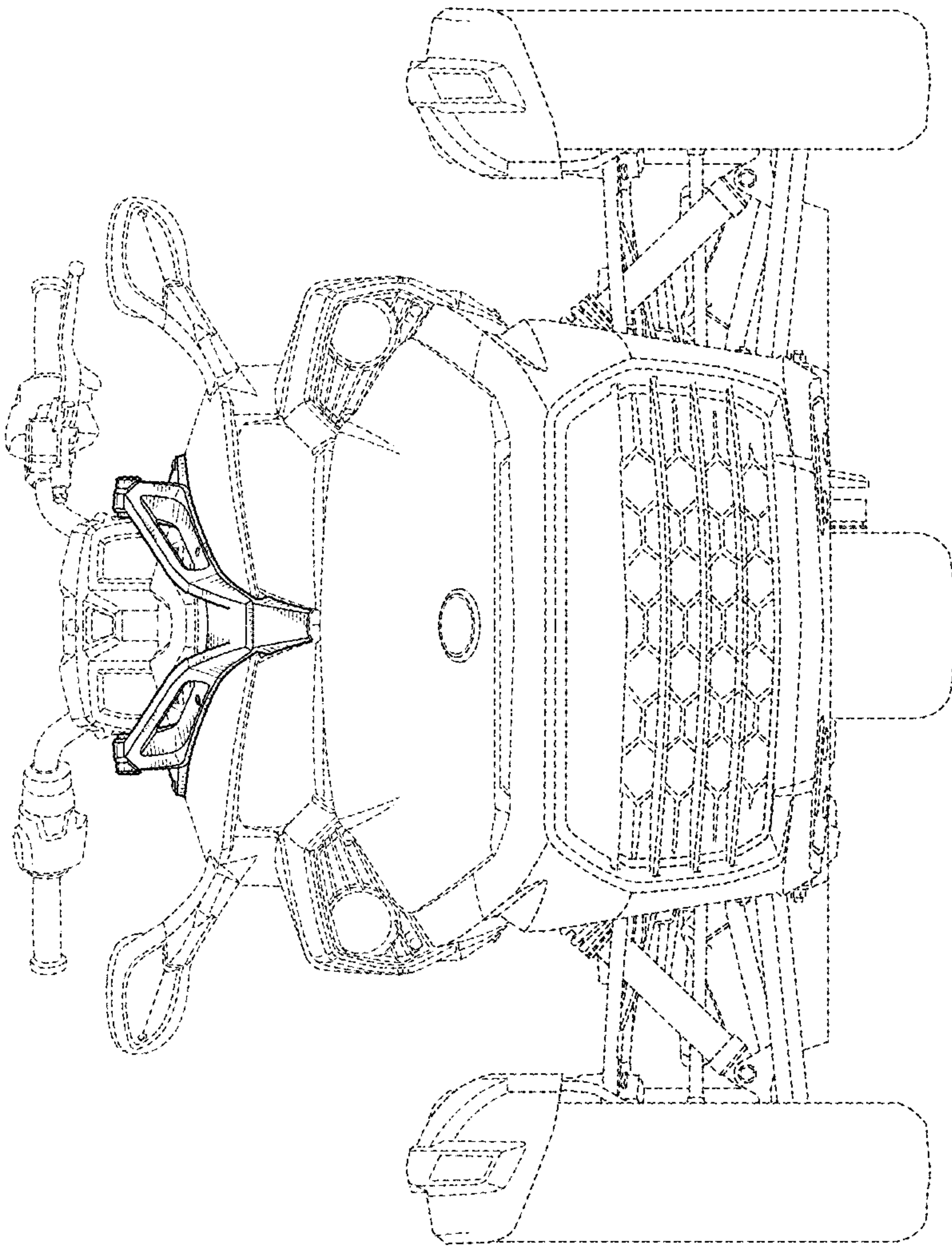


Fig.3

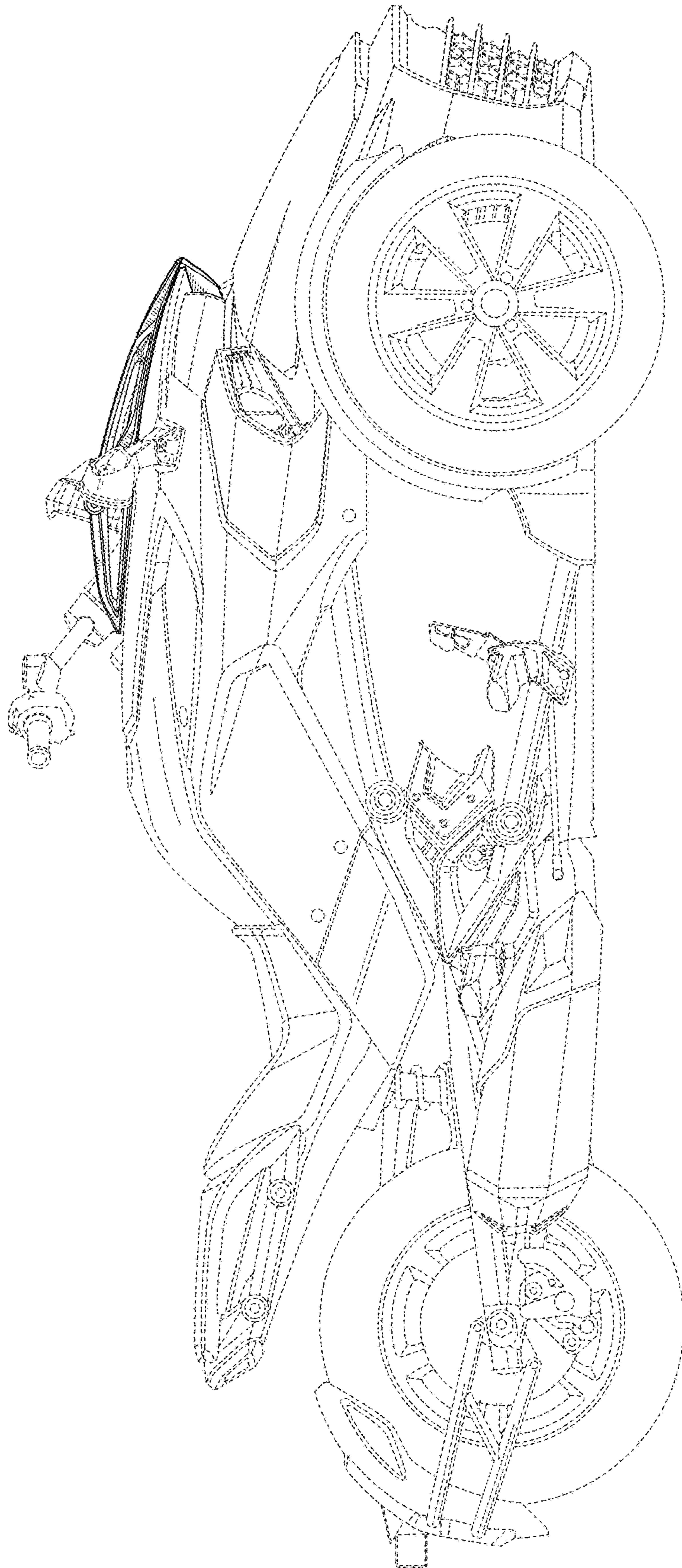


Fig.4

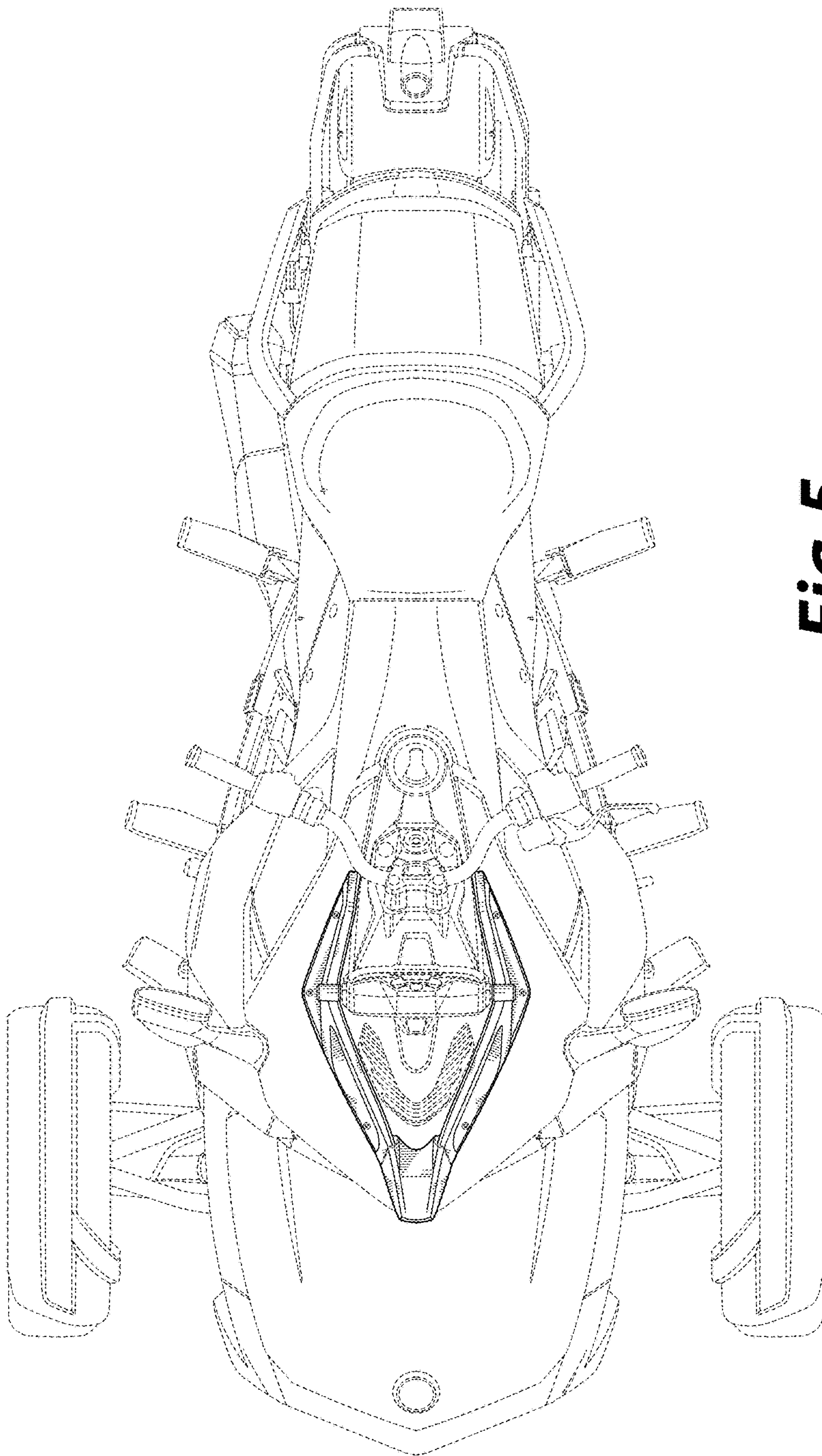


Fig. 5

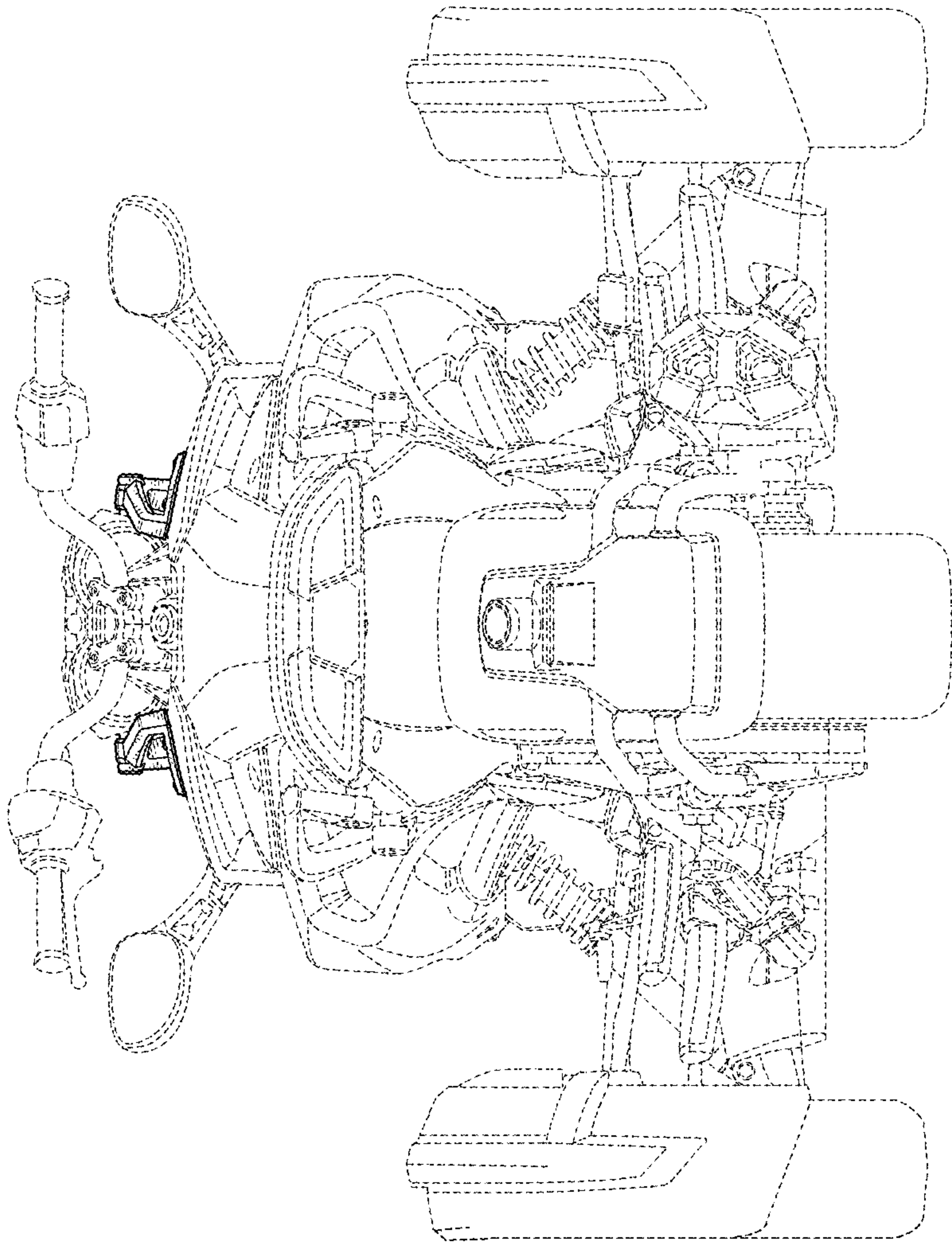


Fig.6