



US00D793279S

(12) **United States Design Patent** (10) **Patent No.:** **US D793,279 S**  
**Espinoza et al.** (45) **Date of Patent:** **\*\* Aug. 1, 2017**

(54) **FOOTPRINT KEEPSAKE DISPLAY**  
(71) Applicants: **Jose Espinoza**, Riverside, CA (US);  
**Maria Espinoza**, Riverside, CA (US)  
(72) Inventors: **Jose Espinoza**, Riverside, CA (US);  
**Maria Espinoza**, Riverside, CA (US)  
(\*\*) Term: **15 Years**  
(21) Appl. No.: **29/567,997**  
(22) Filed: **Jun. 14, 2016**  
(51) **LOC (10) Cl.** ..... **11-02**  
(52) **U.S. Cl.**  
USPC ..... **D11/131; D11/157**  
(58) **Field of Classification Search**  
USPC ..... D11/131-133, 136, 157, 160, 184;  
D6/300, 303, 310, 318, 320-323, 327,  
D6/363, 364, 672-675, 680, 680.2, 682;  
D10/2; D19/95-97; D99/17-24;  
206/575, 457; 264/222, 223;  
40/725-728; 428/542.2, 542.4, 542.6,  
428/913.3; 211/34-37, 71.01, 85.26,  
211/85.27  
CPC ..... A47G 1/06  
See application file for complete search history.

D170,625 S \* 10/1953 Bergman ..... D11/131  
D174,385 S \* 4/1955 Glafke ..... D11/133  
D177,688 S \* 5/1956 Mina ..... D11/160  
D264,304 S \* 5/1982 Kupperman ..... D8/401  
D336,494 S \* 6/1993 Popejoy ..... D19/34.1  
D350,235 S \* 9/1994 Smith ..... D6/303  
D355,218 S \* 2/1995 Peterka ..... D19/82  
D393,552 S \* 4/1998 Goodman ..... D6/674  
D395,562 S \* 6/1998 Goodman ..... D6/672  
D419,482 S \* 1/2000 Clements ..... D11/132  
D420,810 S \* 2/2000 Mounsey ..... D6/300  
6,226,850 B1 \* 5/2001 Parini ..... B44C 5/06  
264/222  
6,321,476 B2 11/2001 Parini  
D511,041 S 11/2005 Sakaguchi  
D517,331 S 3/2006 Sakaguchi  
D626,029 S \* 10/2010 Michael ..... D11/157  
D672,271 S \* 12/2012 Ellis ..... D11/132  
D692,261 S \* 10/2013 Sharp ..... D6/672

\* cited by examiner

*Primary Examiner* — Cathron Brooks  
*Assistant Examiner* — Teddy Falloway  
(74) *Attorney, Agent, or Firm* — Stevenson IP, LLC

(57) **CLAIM**

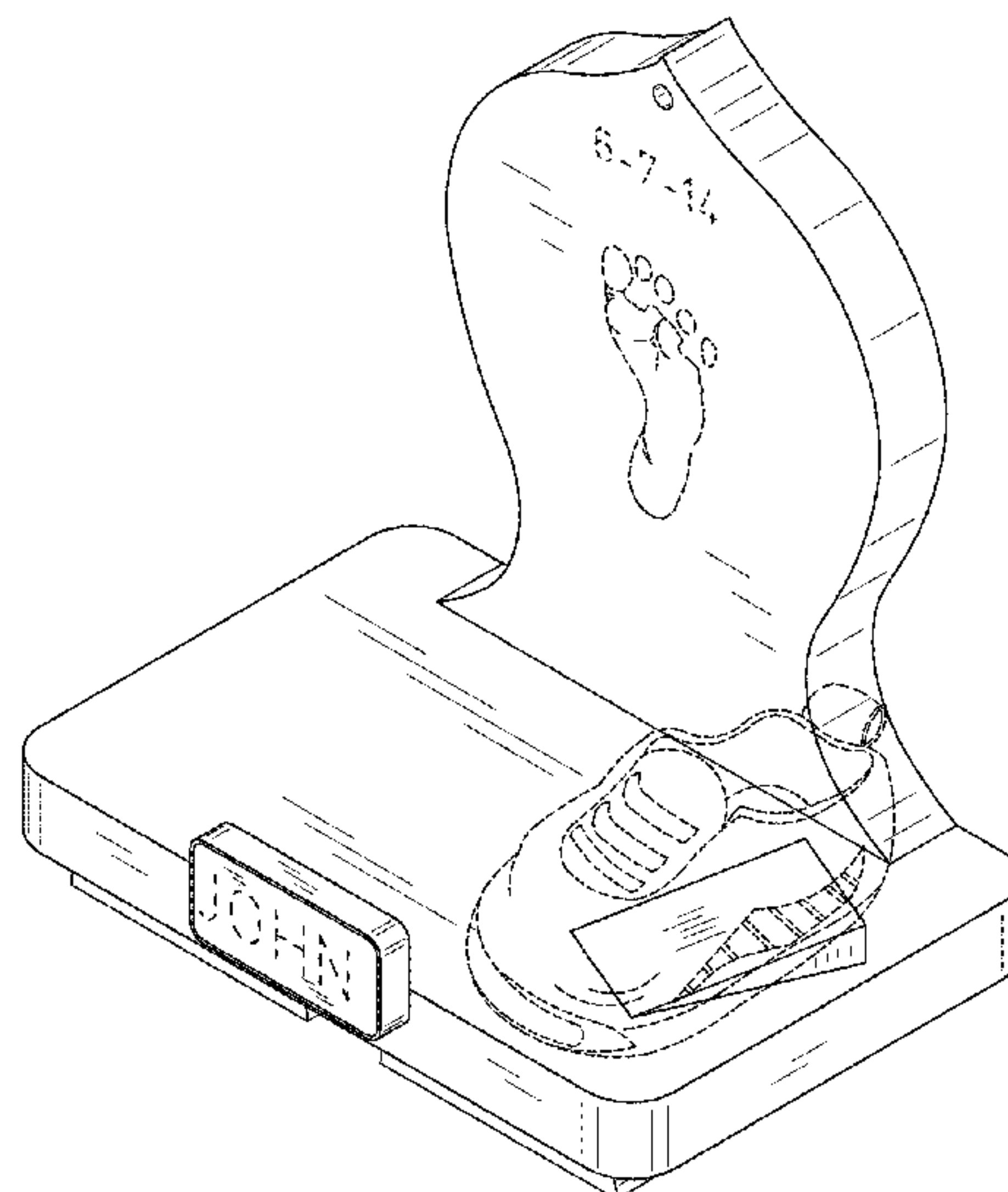
The ornamental design for a footprint keepsake display, as shown and described.

**DESCRIPTION**

FIG. 1 is a front elevation view of a footprint keepsake display showing our new design;  
FIG. 2 is a rear elevation view thereof;  
FIG. 3 is a left side elevation view thereof;  
FIG. 4 is a right side elevation view thereof;  
FIG. 5 is a top plan view thereof;  
FIG. 6 is a bottom plan view thereof; and,  
FIG. 7 is an isometric view thereof.  
The broken-line showing of text, numerals, a footprint and a shoe in the figures illustrate environmental subject matter that forms no part of the claimed design.

**1 Claim, 6 Drawing Sheets**

(56) **References Cited**  
U.S. PATENT DOCUMENTS  
D8,019 S \* 1/1875 Davies ..... D6/310  
D35,674 S \* 2/1902 Church ..... D6/321  
D64,277 S \* 3/1924 Williams ..... D6/682  
D71,459 S \* 11/1926 Hill ..... D99/24  
D78,455 S \* 5/1929 Eggertsen ..... D10/2  
D116,043 S \* 8/1939 McGarry ..... D6/672  
D116,132 S \* 8/1939 Dannell ..... D11/122  
D130,924 S \* 12/1941 Rossi ..... D11/136  
D148,359 S \* 1/1948 Joelson ..... D6/300  
D148,748 S \* 2/1948 Blecher ..... D11/131  
D162,771 S \* 4/1951 Babitz ..... D6/305



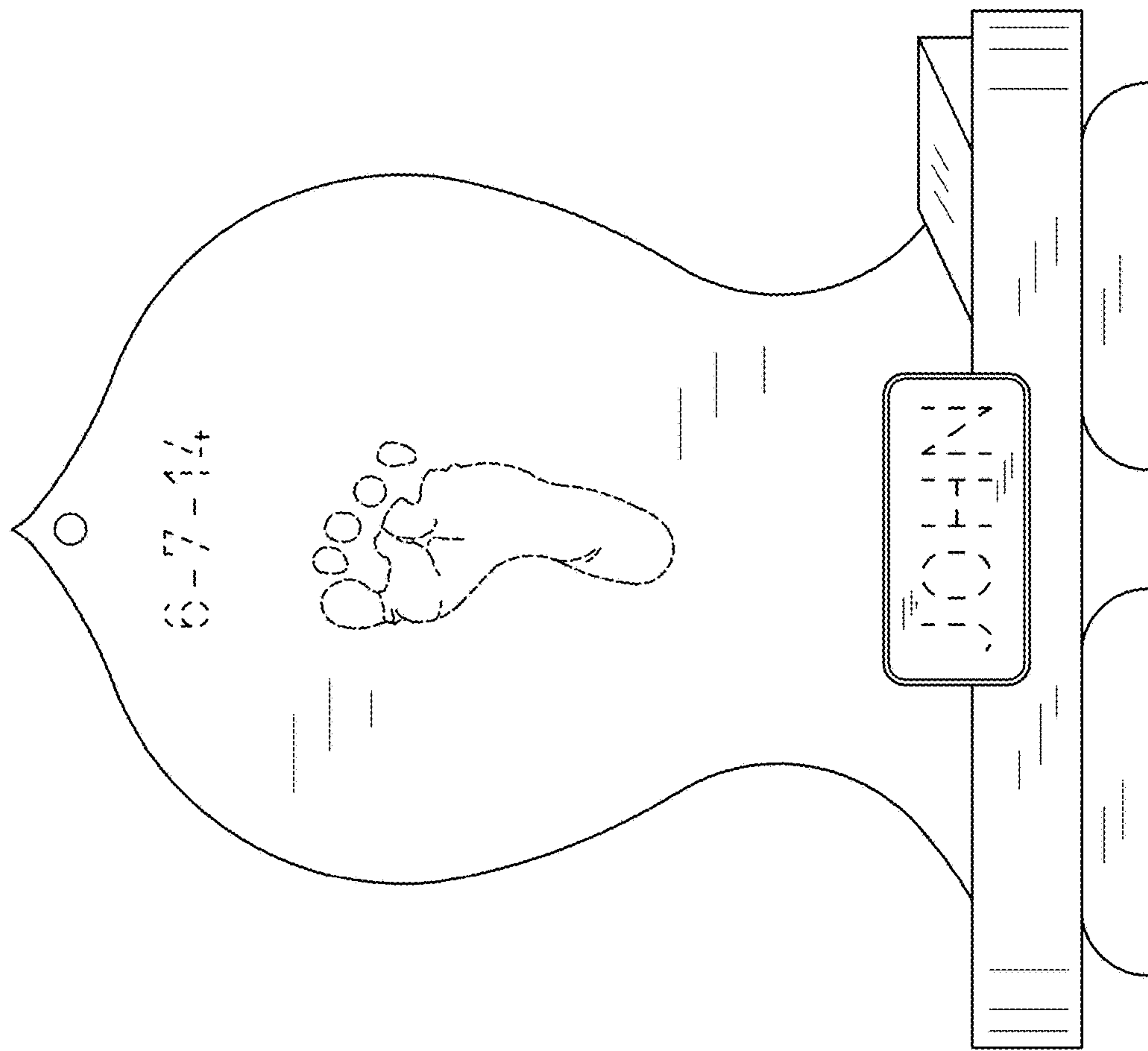


FIG. 1

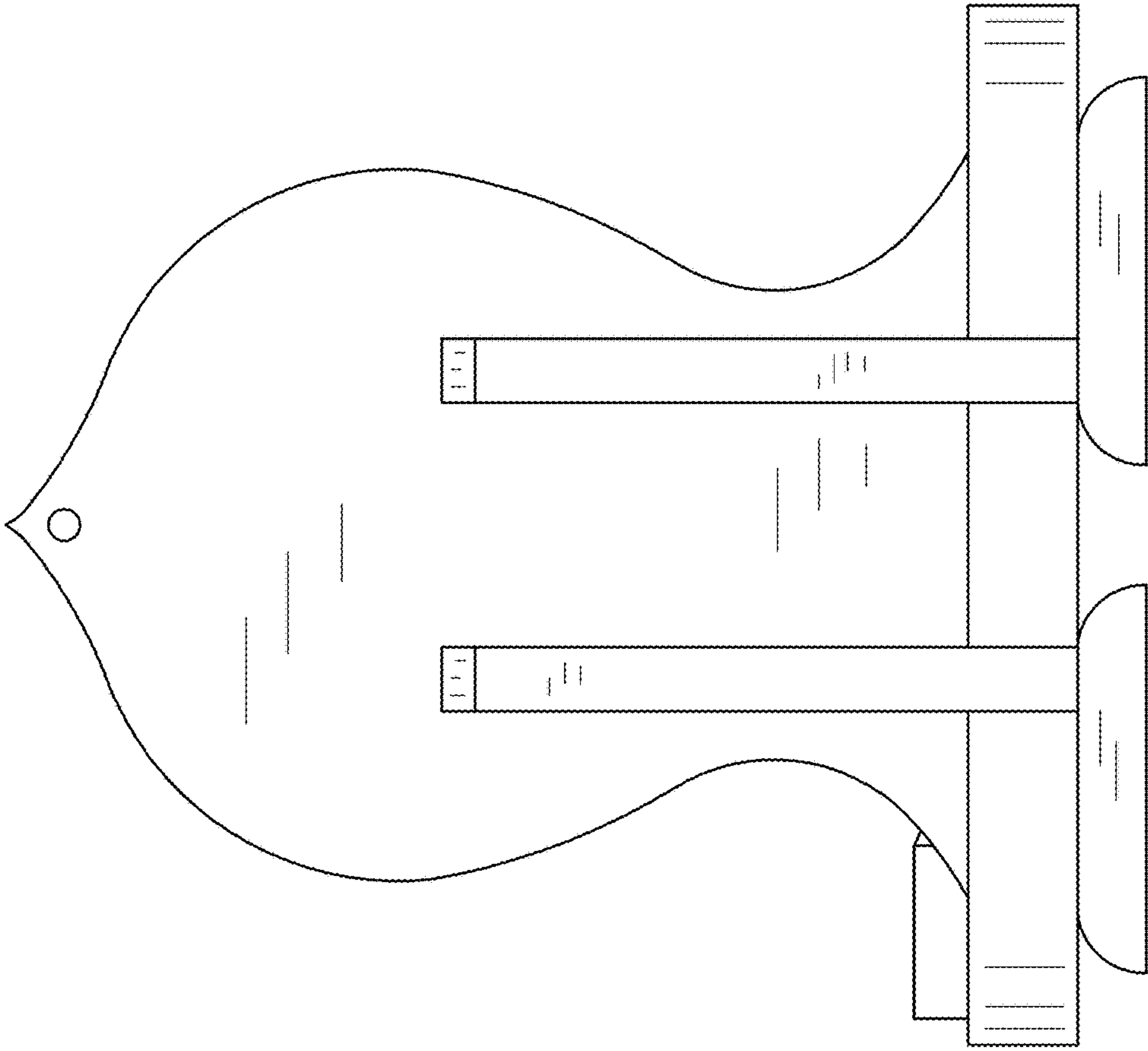


FIG. 2

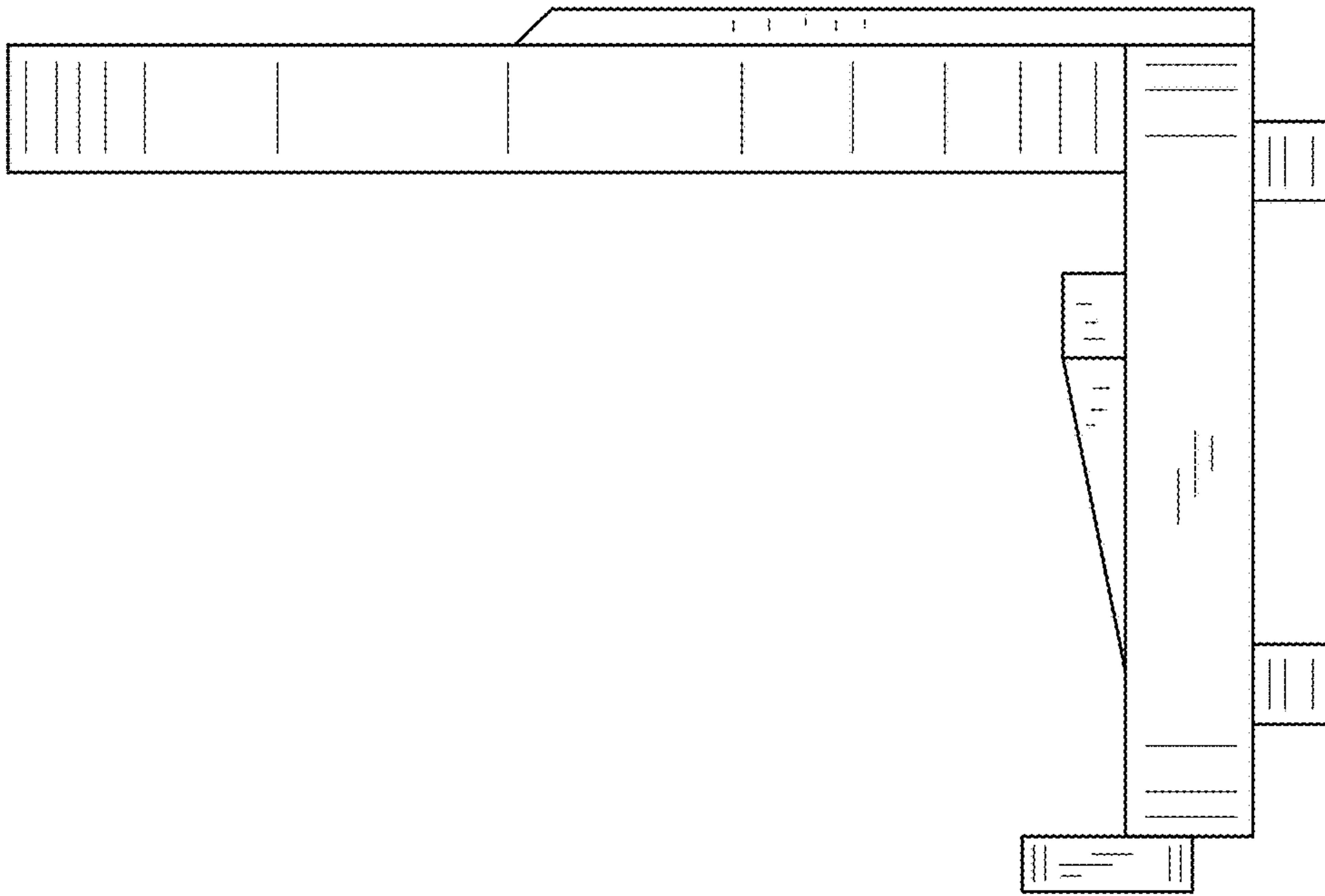


FIG. 4

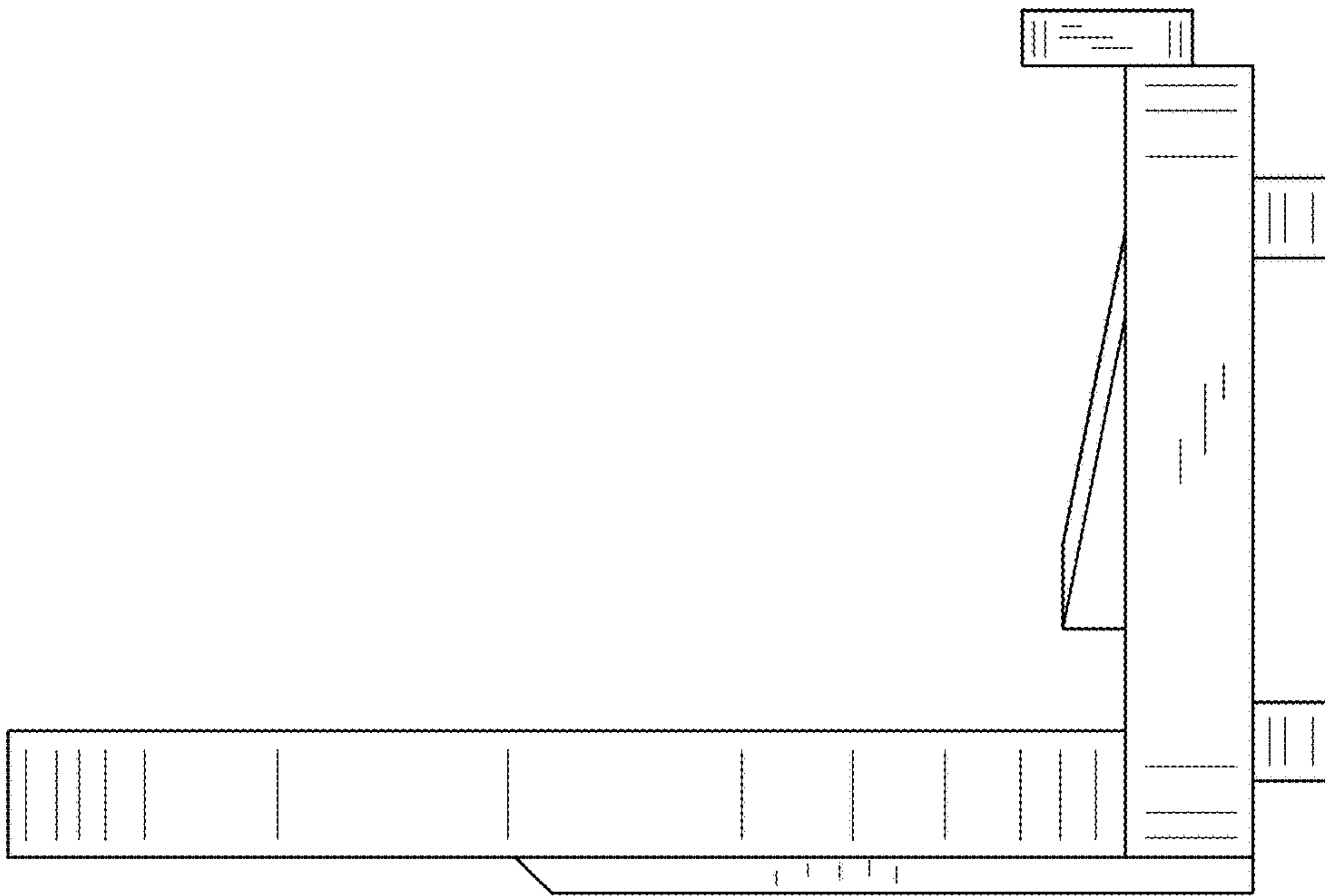


FIG. 3

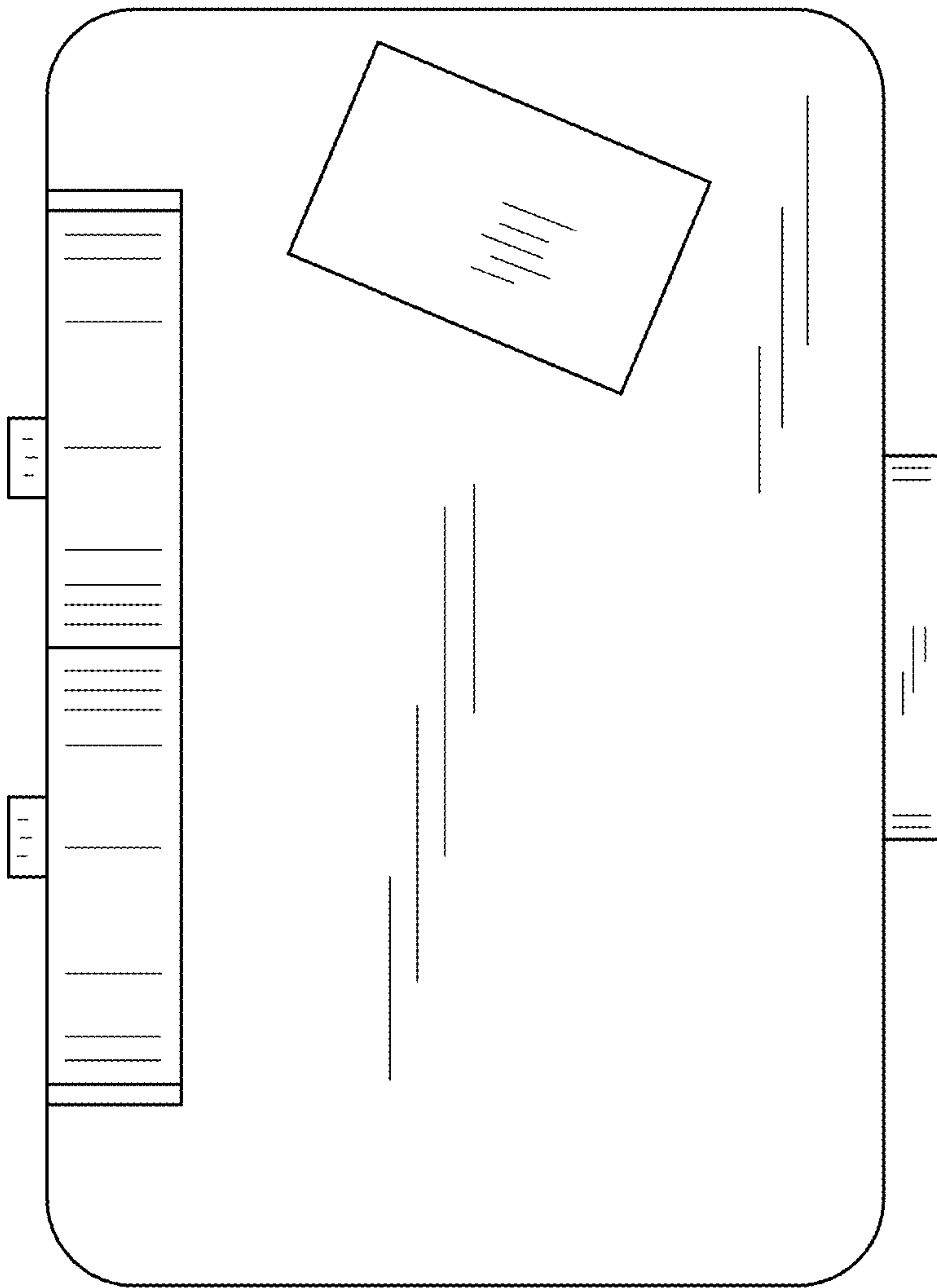


FIG. 5

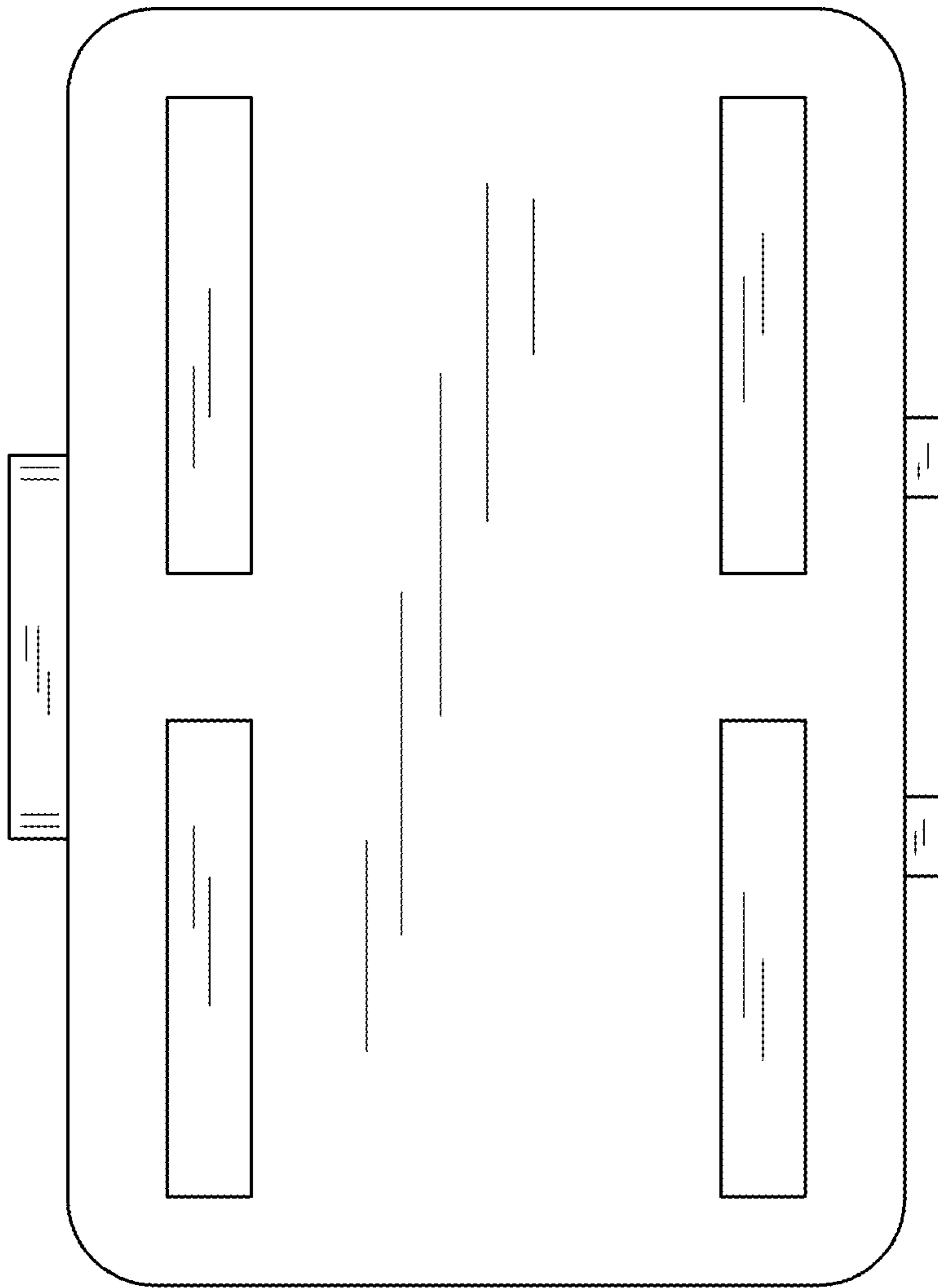


FIG. 6

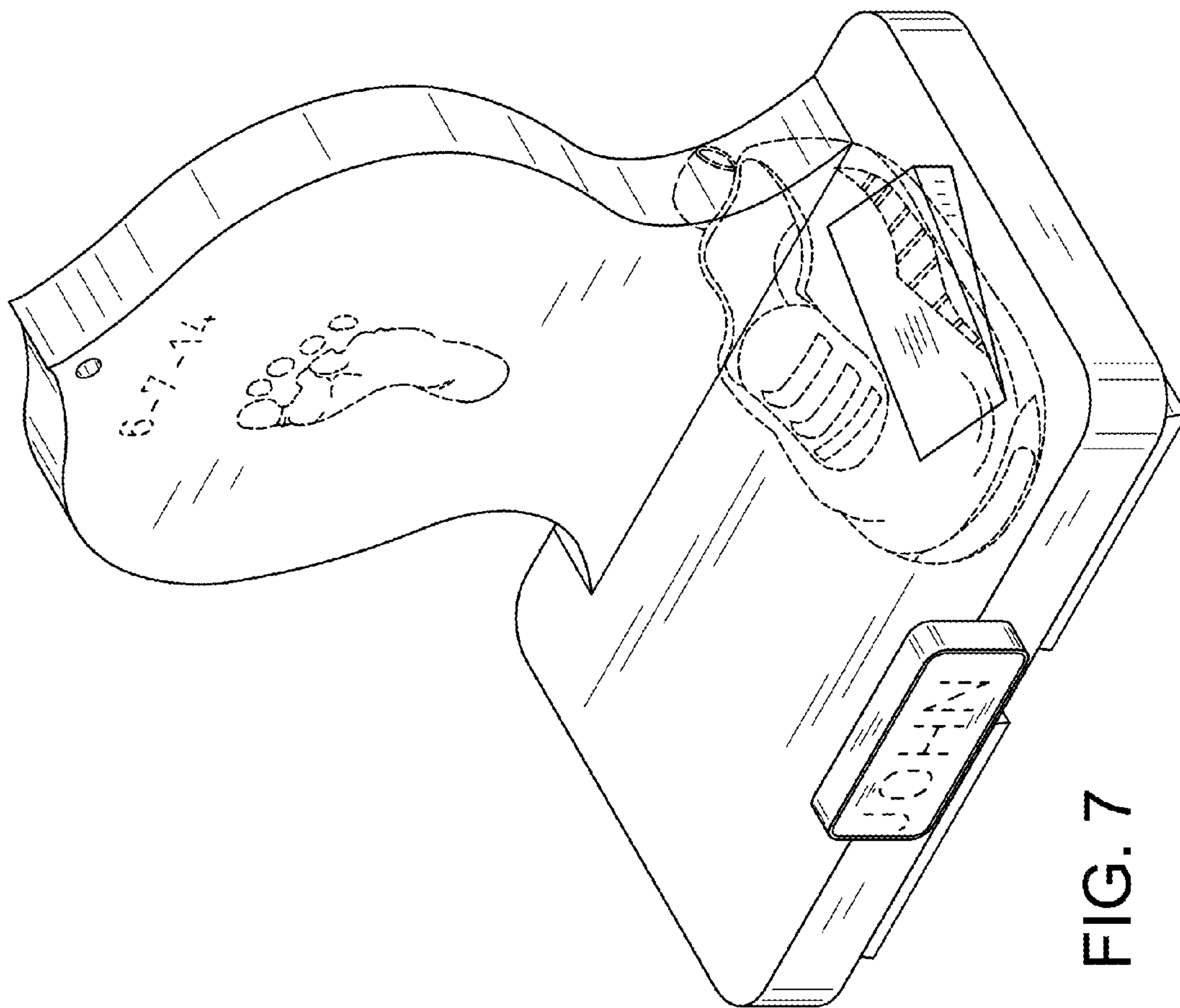


FIG. 7