



US00D793268S

(12) **United States Design Patent** (10) **Patent No.:** **US D793,268 S**
Ye (45) **Date of Patent:** **** Aug. 1, 2017**

(54) **VIDEO DOORBELL**
(71) Applicant: **Shen Zhen Shi Fu Ying Xing Electronics Co., Ltd**, Shenzhen, Guangdong (CN)
(72) Inventor: **Binglei Ye**, Shenzhen (CN)
(73) Assignee: **Shen Zhen Shi Fu Ying Xing Electronics Co., Ltd**, Shenzhen (CN)
(**) Term: **15 Years**
(21) Appl. No.: **29/599,095**
(22) Filed: **Mar. 31, 2017**
(51) **LOC (10) Cl.** **10-05**
(52) **U.S. Cl.**
USPC **D10/118.2**
(58) **Field of Classification Search**
USPC D10/104.1, 108, 116.1, 118, 118.2, 121, D10/122, 123, 124, 125, 126; D16/202, D16/203, 208, 209, 215; D13/171
CPC ... G08B 3/00; G08B 3/10; G08B 7/00; G08B 7/06
See application file for complete search history.

D531,160 S * 10/2006 Yukikado D14/159
D562,306 S * 2/2008 Jeong D14/159
D616,321 S * 5/2010 Skaf D10/104.1
D621,795 S * 8/2010 Tsui D13/171
D706,729 S * 6/2014 Joshi D10/106.8
D707,186 S * 6/2014 Sloan D10/106.8
D707,188 S * 6/2014 Joshi D10/106.8
D746,711 S * 1/2016 Li D10/106.1
D765,530 S * 9/2016 Scalisi D10/118.2

* cited by examiner

Primary Examiner — George D Kirschbaum
Assistant Examiner — Joseph Kukella

(57) **CLAIM**


The ornamental design for a video doorbell, as shown and described.

DESCRIPTION

FIG. 1 is a front elevational view of a video doorbell showing my new design;
FIG. 2 is a rear elevational view thereof;
FIG. 3 is a left side view thereof;
FIG. 4 is a right side view thereof;
FIG. 5 is a top plan view thereof;
FIG. 6 is a bottom plan view thereof;
FIG. 7 is a first perspective view thereof;
FIG. 8 is a second perspective view thereof;
FIG. 9 is a third perspective view thereof; and,
FIG. 10 is a fourth perspective view thereof.

1 Claim, 10 Drawing Sheets

(56) **References Cited**
U.S. PATENT DOCUMENTS
D366,262 S * 1/1996 Inaba D10/104.1
D450,043 S * 11/2001 Mosebrook D13/164






Fig. 1




Fig. 2




Fig. 3




Fig. 4




Fig. 5




Fig. 6



Fig. 7



Fig. 8



Fig. 9




Fig. 10