



US00D793267S

(12) **United States Design Patent** (10) **Patent No.:** **US D793,267 S**
Ye (45) **Date of Patent:** **** Aug. 1, 2017**

- (54) **DOORBELL**
- (71) Applicant: **Shenzhen City Fu Star Electron Limited Company**, Shenzhen, Guangdong (CN)
- (72) Inventor: **Binglei Ye**, Shenzhen (CN)
- (73) Assignee: **Shenzhen City Fu Star Electron Limited Company**, Shenzhen (CN)
- (**) Term: **15 Years**
- (21) Appl. No.: **29/581,272**
- (22) Filed: **Oct. 18, 2016**
- (51) **LOC (10) Cl.** **10-05**
- (52) **U.S. Cl.**
USPC **D10/118.2**
- (58) **Field of Classification Search**
USPC D10/116.1, 118, 118.2, 121, 122, 123, D10/124, 126; D16/202, 203, 208, 209, D16/215
CPC ... G08B 3/00; G08B 3/10; G08B 7/00; G08B 7/06
See application file for complete search history.

- D724,462 S * 3/2015 Bould D10/106.2
- D730,755 S * 6/2015 Bould D10/106.6
- D733,780 S * 7/2015 Chen D16/202
- D747,756 S * 1/2016 Scalisi D16/203
- D766,750 S * 9/2016 Fadell D10/106.3
- D768,014 S * 10/2016 Yang D10/118.2
- D768,015 S * 10/2016 Yang D10/118.2
- 9,466,194 B1 * 10/2016 Kraz G08B 17/10
- 2012/0044085 A1 * 2/2012 Hung G08B 3/10 340/815.69

* cited by examiner

Primary Examiner — George D Kirschbaum
Assistant Examiner — Joseph Kukella

(57) **CLAIM**

The ornamental design for a doorbell, as shown and described.

DESCRIPTION

FIG. 1 is a front elevational view of a doorbell showing my new design;
FIG. 2 is a rear elevational view thereof;
FIG. 3 is a left side view thereof;
FIG. 4 is a right side view thereof;
FIG. 5 is a top plan view thereof;
FIG. 6 is a bottom plan view thereof;
FIG. 7 is a first perspective view thereof;
FIG. 8 is a second perspective view thereof;
FIG. 9 is a third perspective view thereof; and,
FIG. 10 is a fourth perspective view thereof.

1 Claim, 10 Drawing Sheets

- (56) **References Cited**
U.S. PATENT DOCUMENTS
D223,304 S * 4/1972 Doggart D10/118
D353,345 S * 12/1994 Dawson D10/118






Fig. 1



Fig. 2




Fig. 3

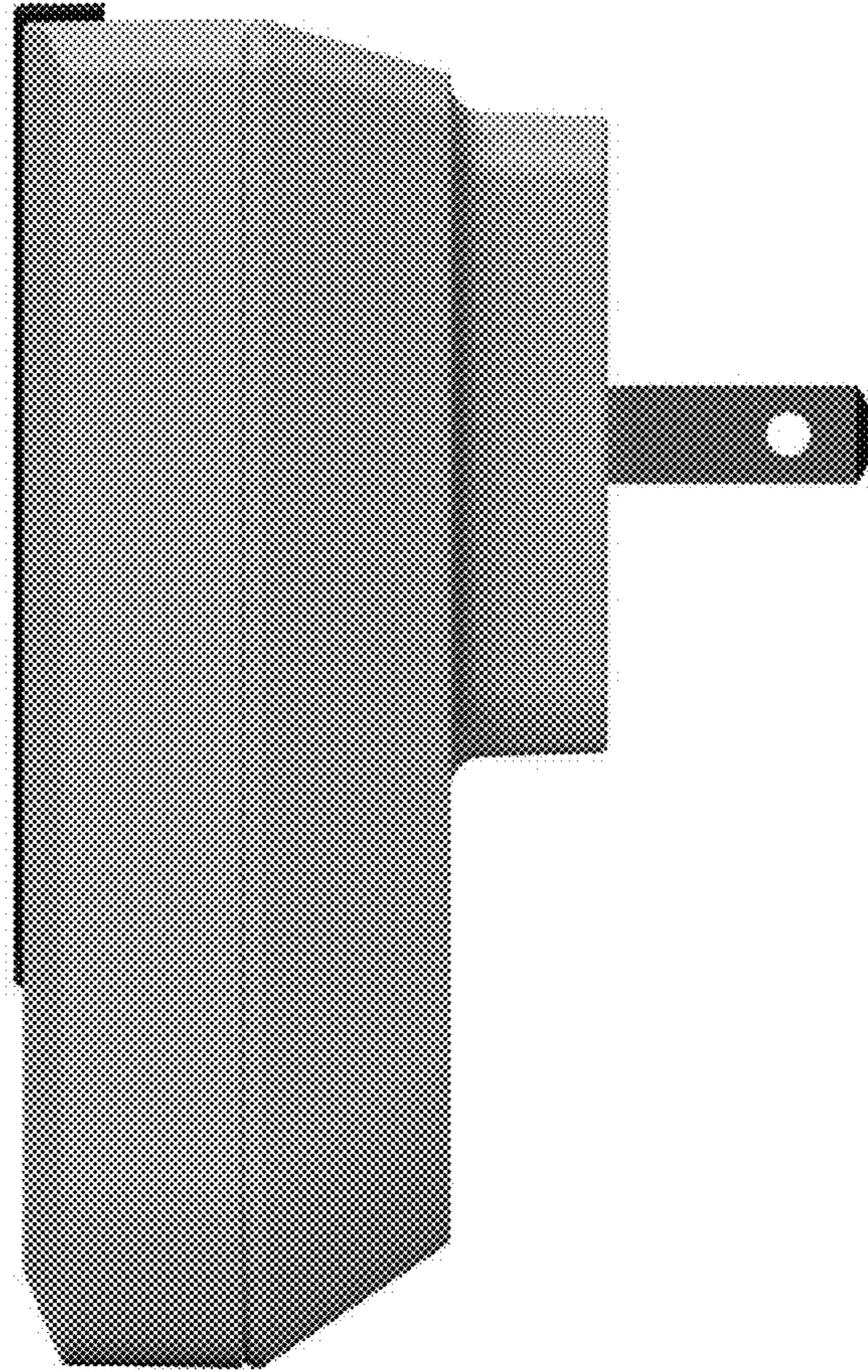


Fig. 4

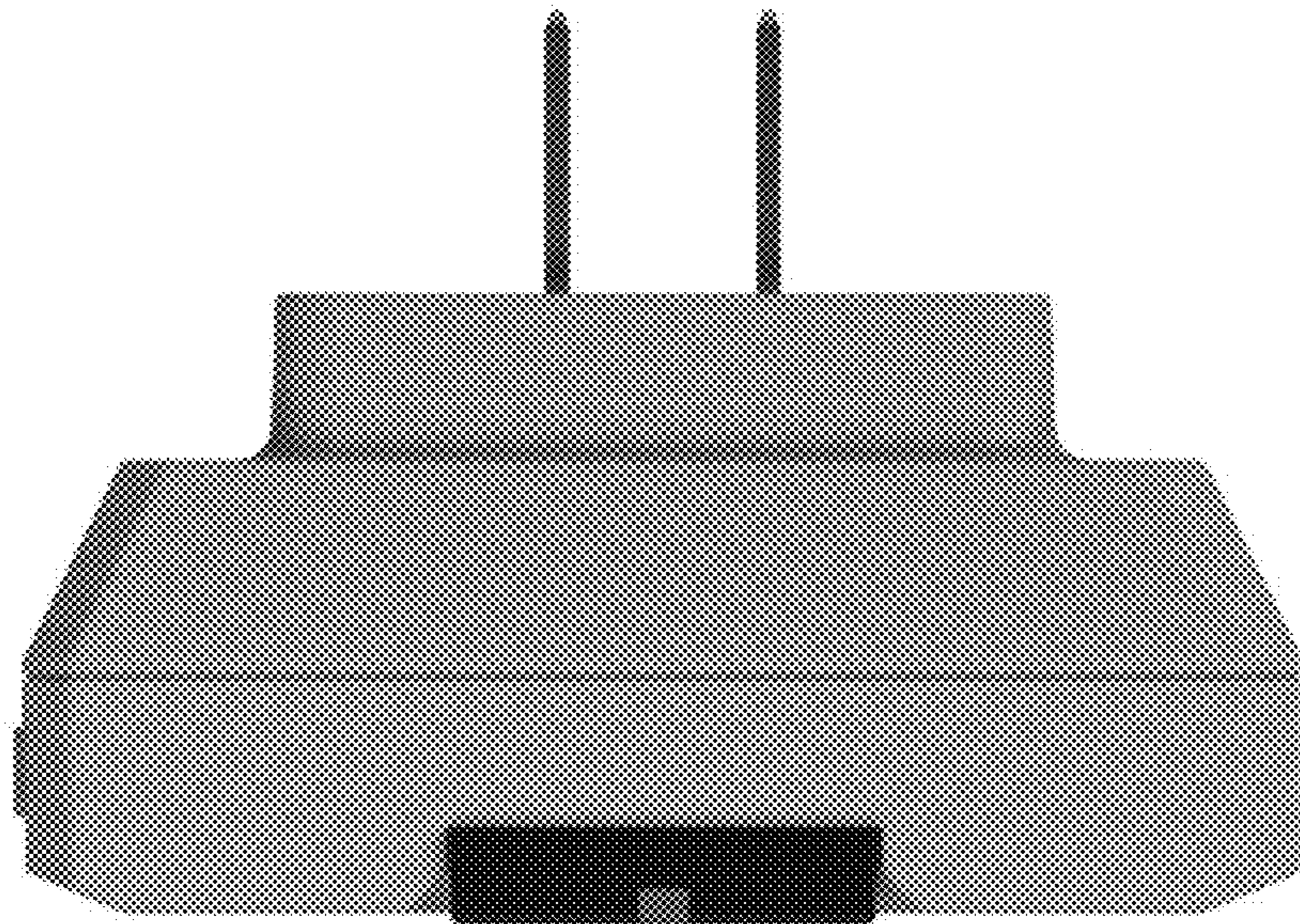


Fig. 5




Fig. 6

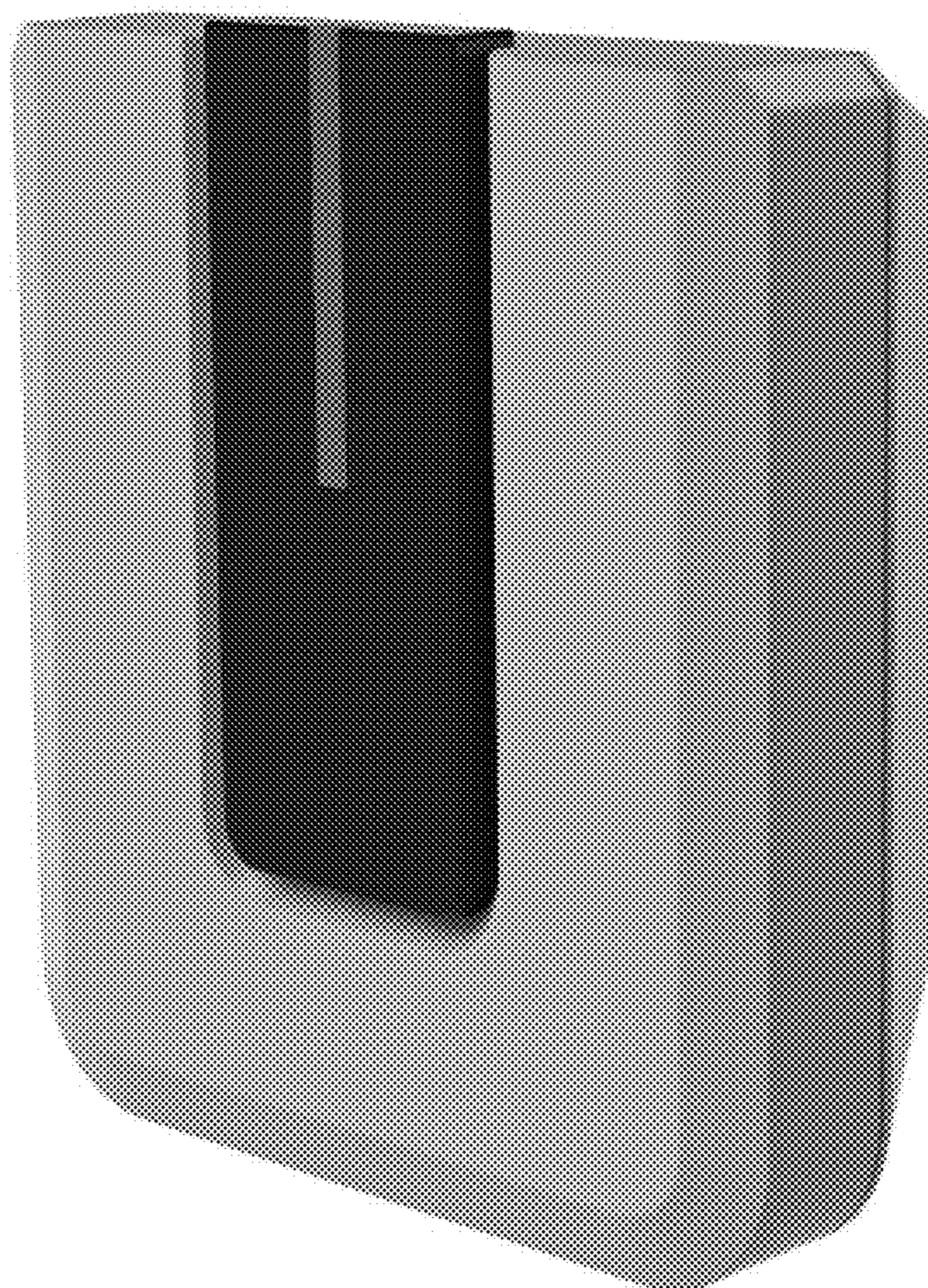


Fig. 7

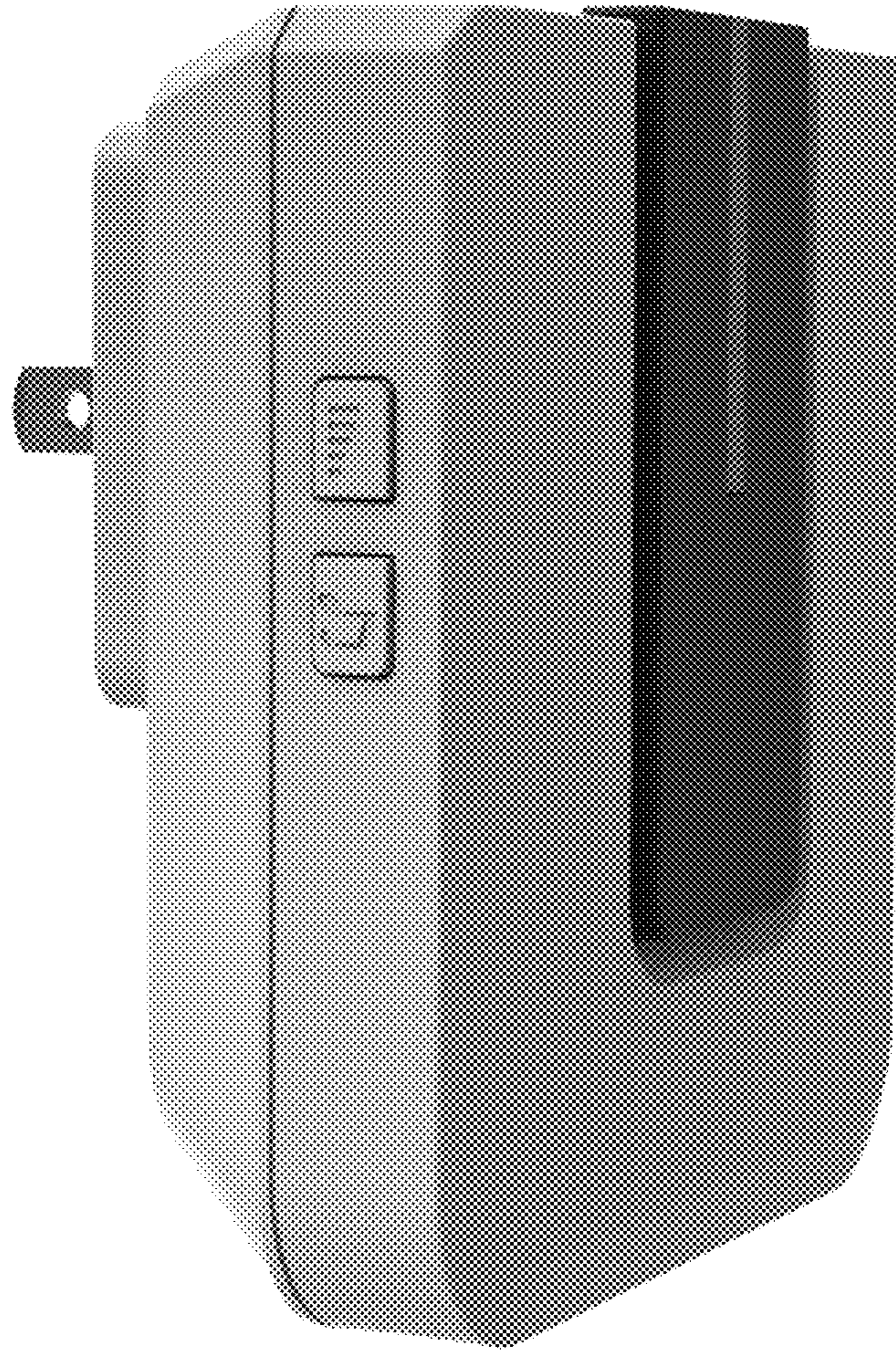


Fig. 8



Fig. 9




Fig. 10