



US00D793256S

(12) **United States Design Patent** (10) **Patent No.:** **US D793,256 S**  
**Iseli** (45) **Date of Patent:** **\*\* Aug. 1, 2017**

(54) **CASING FOR AN ELECTRONIC DEVICE**

D283,107 S \* 3/1986 Collister ..... D10/46  
D299,014 S \* 12/1988 Nelson ..... D10/75  
D365,291 S \* 12/1995 Chitty ..... D10/75

(71) Applicant: **Elma Electronic AG**, Wetzikon ZH (CH)

(72) Inventor: **Marc Iseli**, Dürnten (CH)

(73) Assignee: **Elma Electronic AG**, Wetzikon (CH)

(\*\*) Term: **15 Years**

(21) Appl. No.: **29/535,691**

(22) Filed: **Aug. 10, 2015**

(30) **Foreign Application Priority Data**

Feb. 11, 2015 (CH) ..... 141287

(51) **LOC (10) Cl.** ..... **10-04**

(52) **U.S. Cl.**  
USPC ..... **D10/75; D10/76**

(58) **Field of Classification Search**  
USPC ..... D10/46, 75, 76  
CPC ..... G01D 11/24; G01D 11/245; G01D 11/26  
See application file for complete search history.

(56) **References Cited**

**U.S. PATENT DOCUMENTS**

3,702,756 A \* 11/1972 Bowman ..... F23G 7/065  
110/119  
D245,434 S \* 8/1977 Beidler ..... D10/81  
D258,276 S \* 2/1981 Schuler ..... D11/61  
D258,727 S \* 3/1981 Swinstead ..... D10/78  
D273,986 S \* 5/1984 Johnson ..... D24/169  
D275,841 S \* 10/1984 Perry ..... D10/46  
D276,315 S \* 11/1984 Collister ..... D10/46

**OTHER PUBLICATIONS**

Product Brochure entitled "iD-Box 16—Individual Design Housing for High-Quality Electronics—Enclosures" (8 pages).  
Product Data Sheet entitled "Design Enclosure—iD Box 16—Main Features" (1 page).  
Product White Paper entitled "Test and Measurement—Award Winning Design—A New Design Enclosure from Elma: ID-Box 16" (2 pages).

\* cited by examiner

*Primary Examiner* — Antoine D Davis

(74) *Attorney, Agent, or Firm* — David I. Roche; Baker & McKenzie LLP

(57) **CLAIM**

The ornamental design for a casing for an electronic device, as shown and described.

**DESCRIPTION**

FIG. 1 is a perspective view showing my new design;  
FIG. 2 is a front elevational view thereof;  
FIG. 3 is a rear elevational view thereof;  
FIG. 4 is a top elevational view thereof;  
FIG. 5 is a bottom elevational view thereof;  
FIG. 6 is a right elevational view thereof; and,  
FIG. 7 is a left elevational view thereof.  
The broken line showing of structural features is included for the purpose of illustrating non-claimed subject matter and forms no part of the claimed design.

**1 Claim, 7 Drawing Sheets**



FIGURE 1



FIGURE 2






FIGURE 3




FIGURE 4

FIGURE 5






FIGURE 6



FIGURE 7