

US00D793244S

(12) **United States Design Patent** (10) **Patent No.:** **US D793,244 S**
Shifflett (45) **Date of Patent:** **** Aug. 1, 2017**

(54) **PLEATED BAG**

(71) Applicant: **John Shifflett**, Pasadena, MD (US)
 (72) Inventor: **John Shifflett**, Pasadena, MD (US)
 (73) Assignee: **John Duane Shifflett**, Pasadena, MD (US)
 (**) Term: **15 Years**
 (21) Appl. No.: **29/571,341**
 (22) Filed: **Jul. 18, 2016**
 (51) **LOC (10) Cl.** **09-05**
 (52) **U.S. Cl.**
 USPC **D9/703**
 (58) **Field of Classification Search**
 USPC D9/702-703, 705, 707, 709-710, 720, D9/430-432, 424, 414, 761, 499; 383/33, 383/61.1, 79, 81, 86, 98, 35, 63, 120, 383/104, 61.2; 426/106; 220/495.03; D3/303; 229/108, 108.1, 87.19, 106, 400, 229/904, 938, 902, 103.2, 112-114, 229/116.1, 101.2, 101, 117.01, 67.4, 67.1, 229/128, 87.03, 87.02; 222/107; 47/41.01, 72, 65.8; 206/423, 286, 287, 206/425; 150/106-110; 190/103, 107, 190/109
 CPC ... B65D 1/22; B65D 1/32; B65D 5/00; B65D 5/0005; B65D 5/0015; B65D 5/36
 See application file for complete search history.

(56) **References Cited**

U.S. PATENT DOCUMENTS

4,096,987 A *	6/1978	Rodish	B65D 33/02 383/119
D472,388 S *	4/2003	Vazquez	D3/303
D543,117 S	5/2007	Sanfilippo et al.	
D609,912 S *	2/2010	Kyono	D3/303
D612,607 S *	3/2010	Kyono	D3/303
D690,096 S *	9/2013	Feig	D3/232
D697,819 S *	1/2014	Saville	D9/703
2002/0168120 A1	11/2002	Wessling et al.	
2009/0202181 A1	8/2009	Alaux	
2010/0142858 A1	6/2010	Kruse et al.	
2011/0091140 A1	4/2011	Wedi et al.	
2011/0268372 A1	11/2011	Brauer et al.	
2014/0212078 A1	7/2014	Caputa et al.	

* cited by examiner

Primary Examiner — Abraham Bahta


(57) **CLAIM**

The ornamental design for a pleated bag, as shown and described.

DESCRIPTION

FIG. 1 is a front view of a pleated bag showing my new design, a rear view being identical;
 FIG. 2 is a left side view of the pleated bag, a right side view being a mirror image thereof;
 FIG. 3 is a top view of the pleated bag;
 FIG. 4 is a bottom view of the pleated bag;
 FIG. 5 is a top front side perspective view of the pleated bag;
 and,
 FIG. 6 is a top rear side perspective view of the pleated bag.

1 Claim, 5 Drawing Sheets






FIG. 1

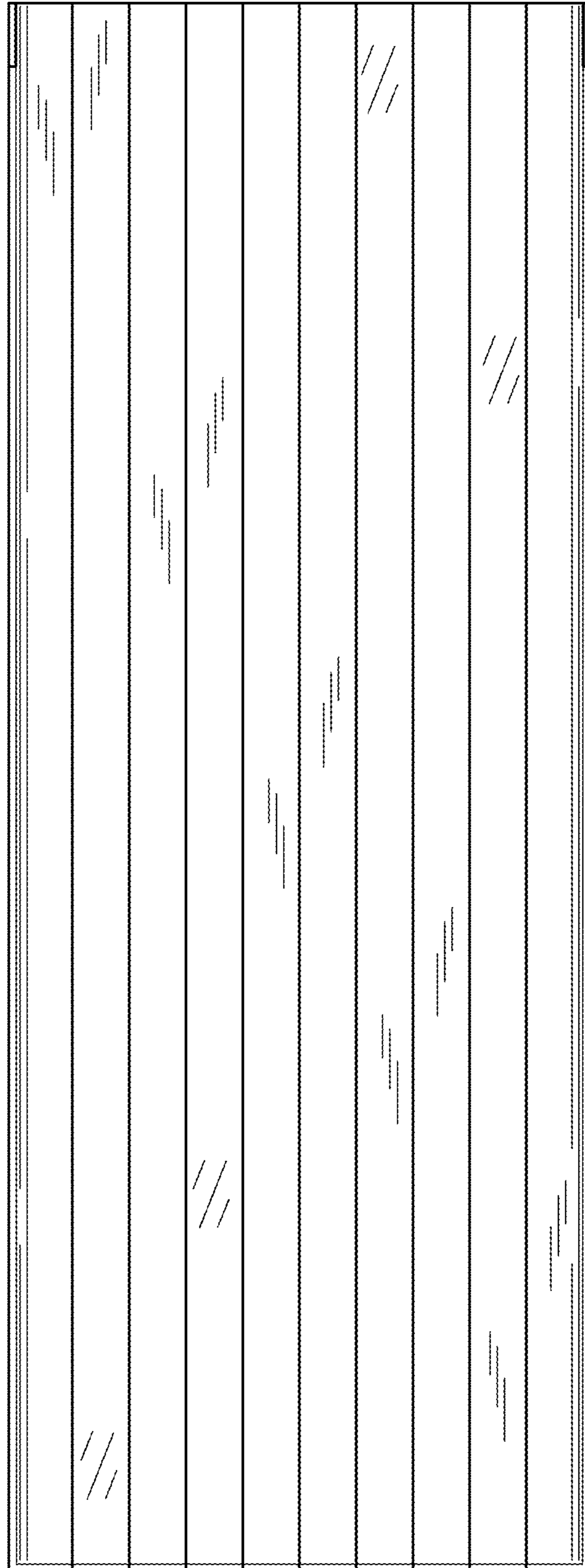


FIG. 2

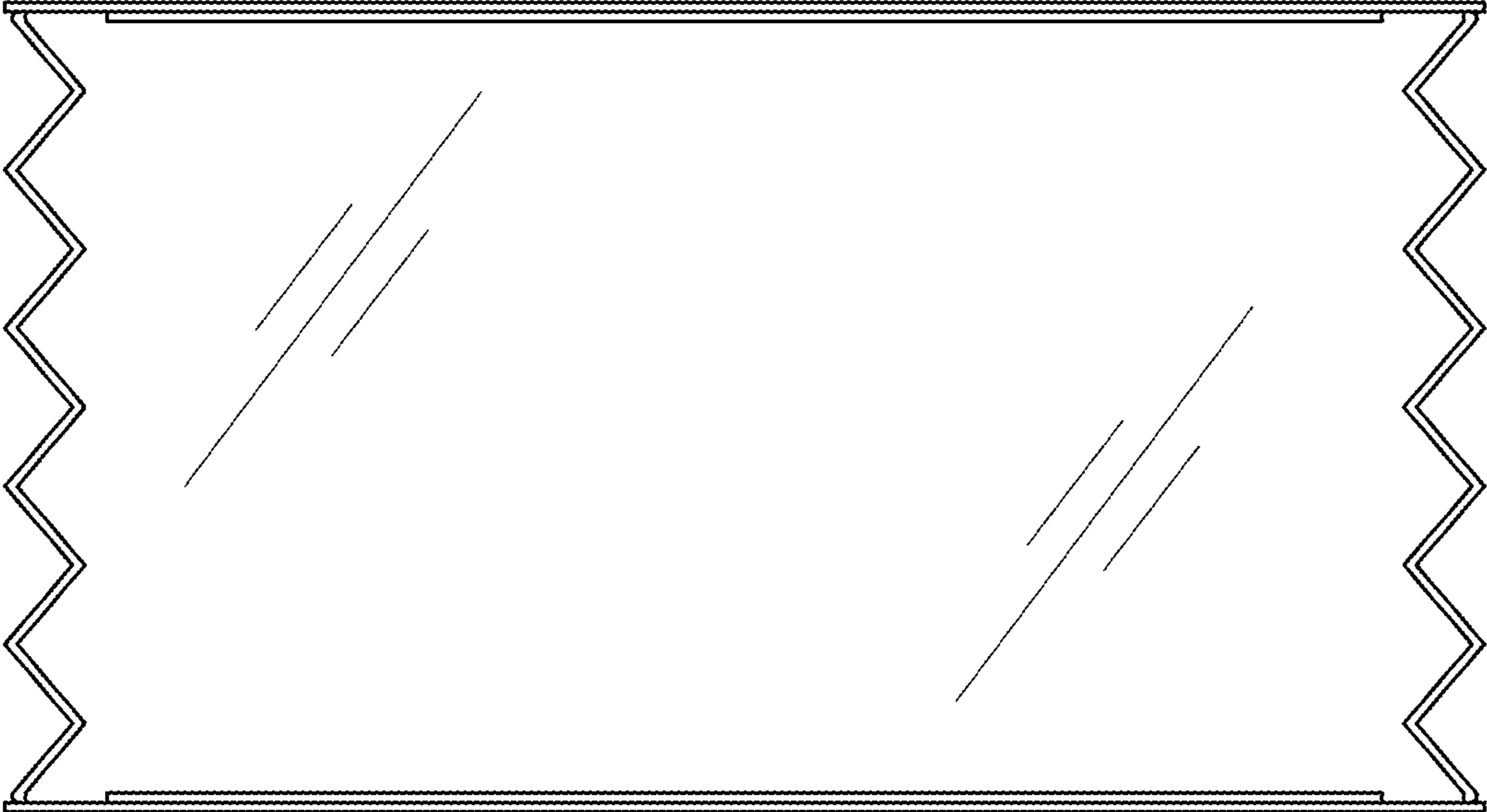


FIG. 3

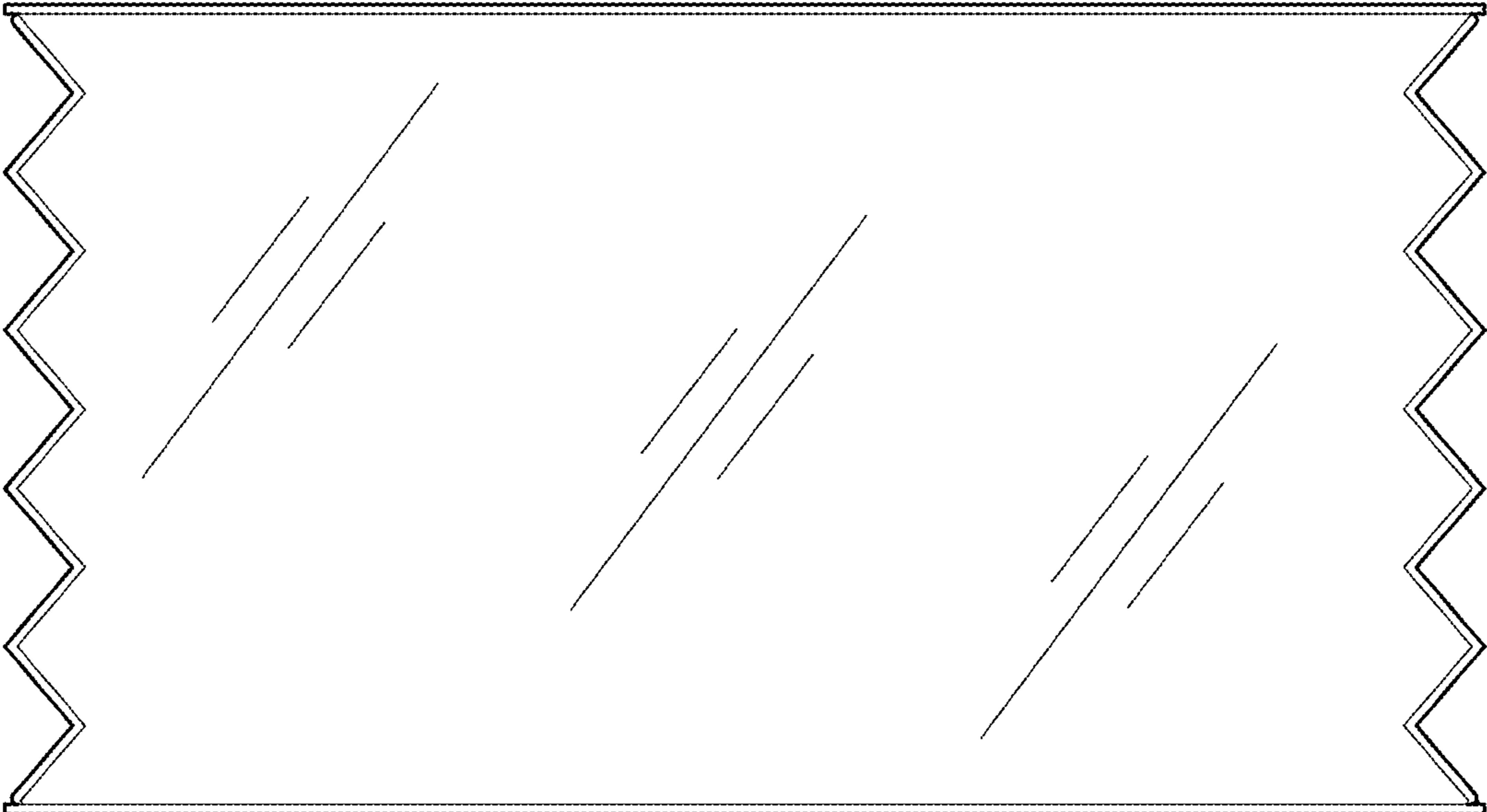


FIG. 4




FIG. 5




FIG. 6