



US00D793243S

(12) **United States Design Patent**  
**Grip**

(10) **Patent No.:** **US D793,243 S**

(45) **Date of Patent:** **\*\* Aug. 1, 2017**

(54) **PACKAGE**

(71) Applicant: **SATA GmbH & Co. KG,**  
Kornwestheim (DE)

(72) Inventor: **Gabriel Grip,** Stuttgart (DE)

(73) Assignee: **SATA GMBH & CO. KG,**  
Kornwestheim (DE)

(\*\*) Term: **15 Years**

(21) Appl. No.: **29/565,149**

(22) Filed: **May 18, 2016**

(30) **Foreign Application Priority Data**

Nov. 19, 2015 (EM) ..... 002871111

(51) **LOC (10) Cl.** ..... **09-03**

(52) **U.S. Cl.**  
USPC ..... **D9/679; D9/432**

(58) **Field of Classification Search**  
USPC ..... D9/414-434, 442-445, 456, 457, 542,  
D9/563, 707, 708, 711, 754, 759,  
D9/772-776; D3/273, 276, 304, 305,  
D3/307, 309-313; D7/601, 602, 709;  
D19/75, 90

CPC ..... B65D 5/00; B65D 5/001; B65D 5/0015;  
B65D 5/0227-5/0254; B65D 5/18; B65D  
5/6605; B65D 5/48024; B65D 1/34;  
B65D 1/36; B65D 2543/00101; B65D  
43/162; B65B 5/06

See application file for complete search history.

(56) **References Cited**

**U.S. PATENT DOCUMENTS**

D110,869 S \* 8/1938 Kovacs ..... D9/432  
D283,309 S \* 4/1986 Caldwell ..... D9/416

D384,276 S \* 9/1997 Casey ..... D9/415  
D572,583 S \* 7/2008 Ballard ..... D9/432  
D671,402 S \* 11/2012 Charles ..... D9/423  
D707,552 S \* 6/2014 Ahn ..... D9/649  
D710,687 S \* 8/2014 Katopo ..... D9/432  
D718,493 S \* 11/2014 Stern ..... D27/189  
D756,237 S \* 5/2016 Kruse ..... D9/432  
D772,061 S \* 11/2016 O'Dowd ..... D9/432  
2014/0353366 A1 \* 12/2014 Hirsh ..... B65D 5/0254  
229/126

**FOREIGN PATENT DOCUMENTS**

IN 261227 \* 3/2014

\* cited by examiner

*Primary Examiner* — Vy Koenig

*Assistant Examiner* — Omeed Agilee

(74) *Attorney, Agent, or Firm* — Paul D. Bianco; Fleit  
Gibbons Gutman Bongini & Bianco PL

(57) **CLAIM**

The ornamental design for a package, as shown and  
described.

**DESCRIPTION**

FIG. 1 is a side, front, and top perspective view of a package  
showing my new design;

FIG. 2 is a front view of a package of FIG. 1;

FIG. 3 is a back view of a package of FIG. 1;

FIG. 4 is a first side view of a package of FIG. 1;

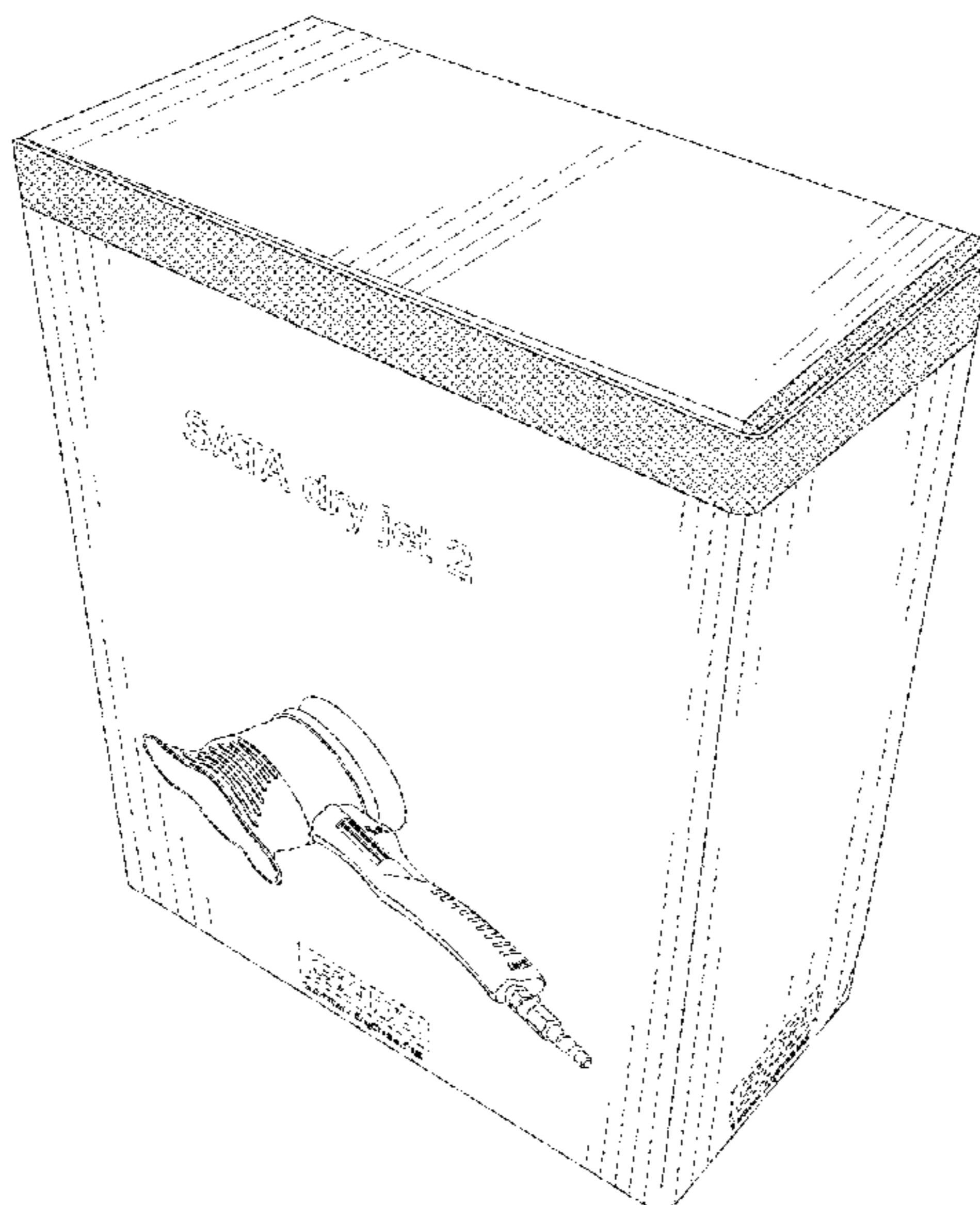
FIG. 5 is a second side view of a package of FIG. 1;

FIG. 6 is a top view of a package of FIG. 1; and,

FIG. 7 is a bottom view of a package of FIG. 1.

The features shown in broken lines are portions of the article  
that form no part of the claimed design. Additionally, the  
stippling in the drawings represents a contrast in appearance  
from non-stippled areas.

**1 Claim, 4 Drawing Sheets**



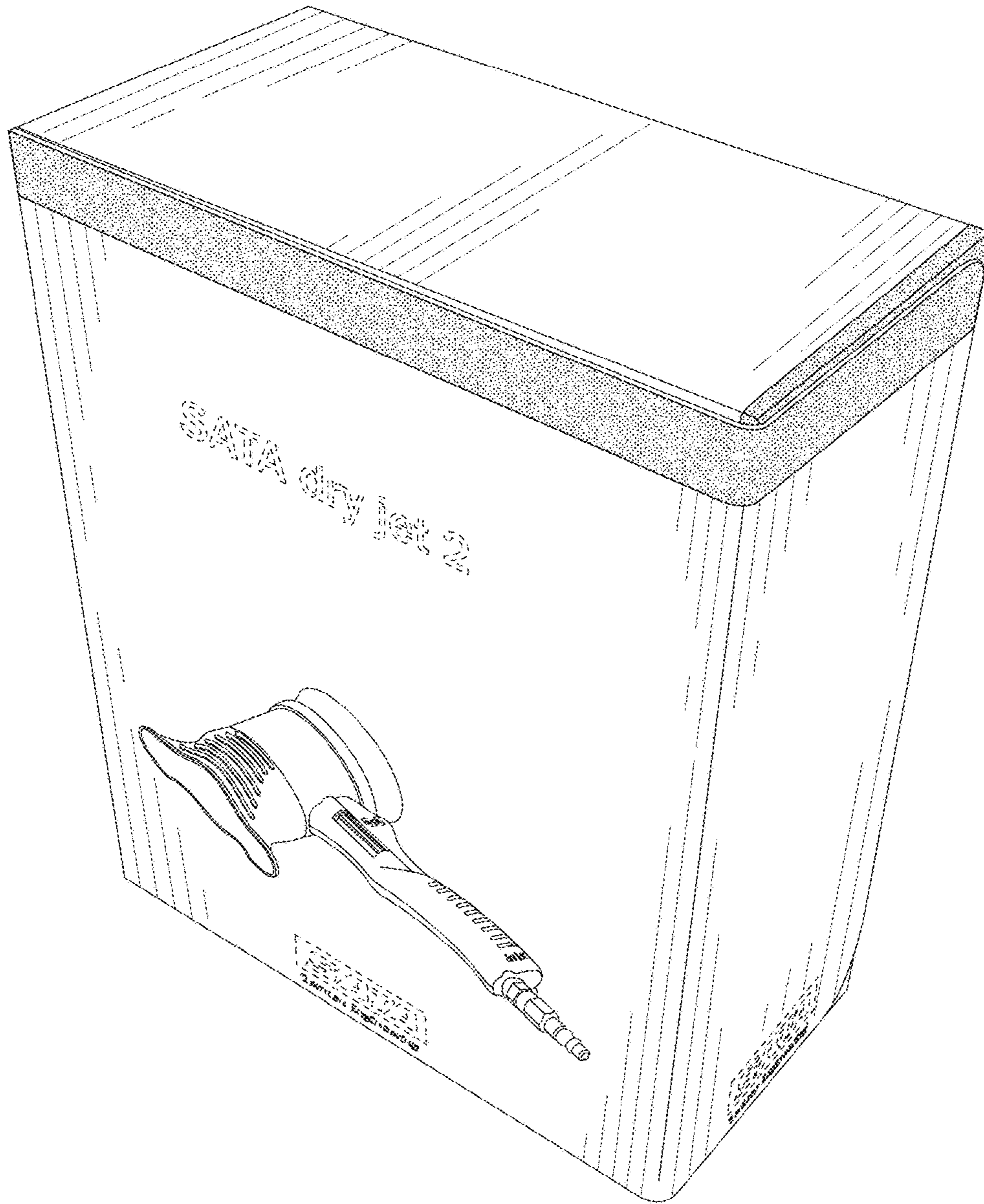


FIG. 1




FIG. 3

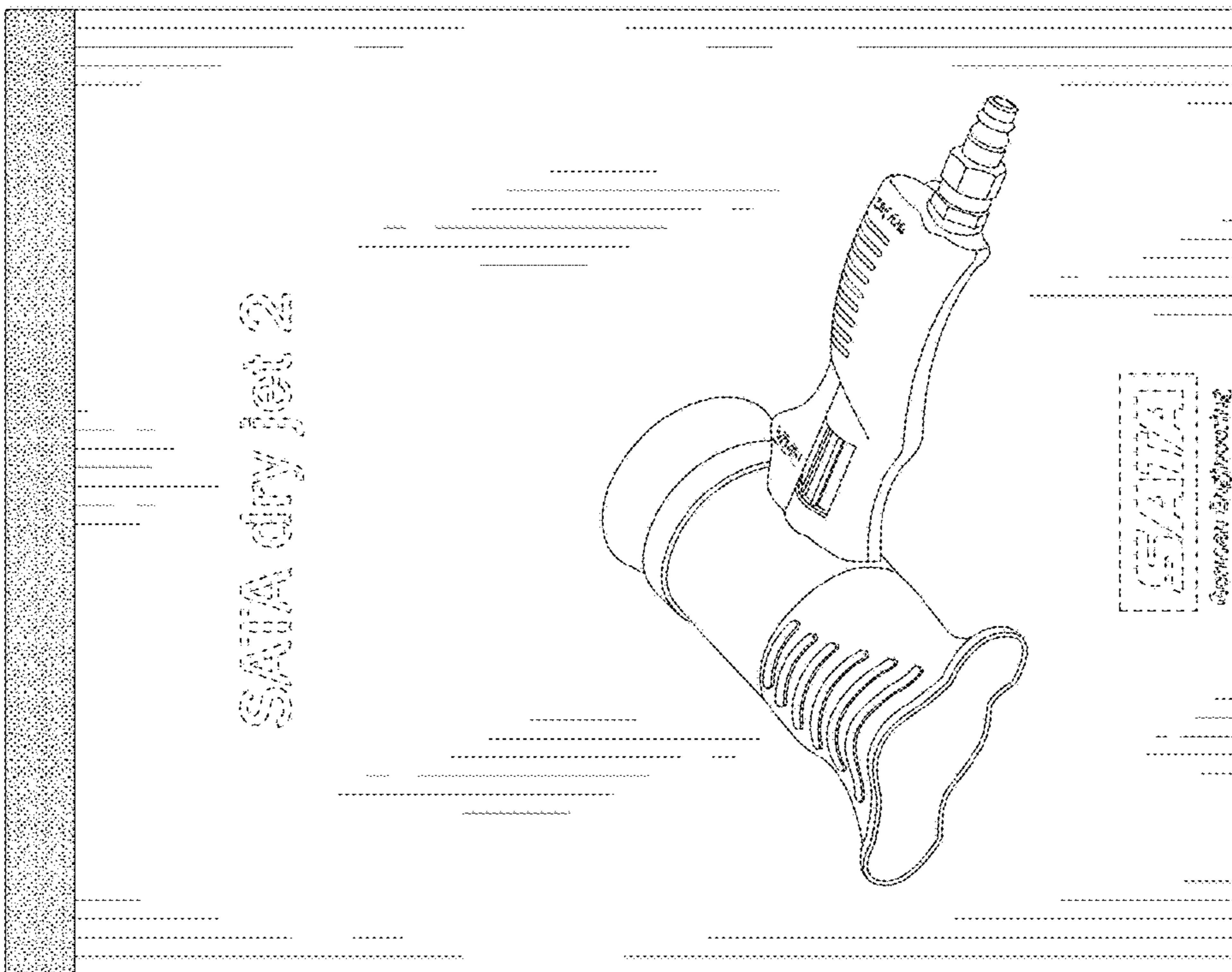


FIG. 2






FIG. 7




FIG. 6