



US00D793220S

(12) **United States Design Patent** (10) **Patent No.:** **US D793,220 S**
Baiz et al. (45) **Date of Patent:** **** Aug. 1, 2017**

(54) **LUG NUT CAP**
(71) Applicants: **Enrique J. Baiz**, Miramar, FL (US);
Oswaldo Izquierdo, Homestead, FL (US)
(72) Inventors: **Enrique J. Baiz**, Miramar, FL (US);
Oswaldo Izquierdo, Homestead, FL (US)
(**) Term: **15 Years**
(21) Appl. No.: **29/575,672**
(22) Filed: **Aug. 26, 2016**
(51) **LOC (10) Cl.** **08-08**
(52) **U.S. Cl.**
USPC **D8/397**
(58) **Field of Classification Search**
USPC D8/397, 394, 382, 349
CPC A61B 17/0401; E04D 13/1476; E04G
25/065; F16B 41/002; F16B 23/0061
See application file for complete search history.

(56) **References Cited**
U.S. PATENT DOCUMENTS
1,115,307 A * 10/1914 Guffee F16B 41/002
29/235
2,630,805 A * 3/1953 Brehm A61M 3/0279
604/104
2,670,737 A * 3/1954 Cantor A61F 11/08
128/864
3,222,976 A * 12/1965 Holman F16B 23/0061
301/35.623
D225,970 S * 1/1973 O'Donnell D8/387
4,314,553 A * 2/1982 Westerdal A61F 11/08
128/201.18
4,333,660 A * 6/1982 Cupit E04D 13/1476
277/630
D268,565 S * 4/1983 Mortus D8/397
D273,614 S * 4/1984 Rolla D24/106

D335,852 S * 5/1993 Carles D12/160
D381,897 S * 8/1997 Matthiesen D22/116
D408,526 S * 4/1999 Westerdal D24/106
D427,511 S * 7/2000 Weld D8/397
6,155,987 A * 12/2000 Scherl A61F 11/006
128/898
6,361,258 B1 * 3/2002 Heesch F16B 23/0084
411/178
6,387,129 B2 * 5/2002 Rieser A61B 17/8615
606/318
D460,398 S * 7/2002 Berry D12/213
6,540,750 B2 * 4/2003 Burkhart A61B 17/0401
606/232
6,692,083 B2 * 2/2004 Latham E21C 35/18
299/104
D549,568 S * 8/2007 Schaeffer D8/397
7,252,471 B1 * 8/2007 Manyoky F16B 37/00
411/427

(Continued)

Primary Examiner — Cynthia Underwood
(74) *Attorney, Agent, or Firm* — Quickpatents, LLC;
Kevin Prince

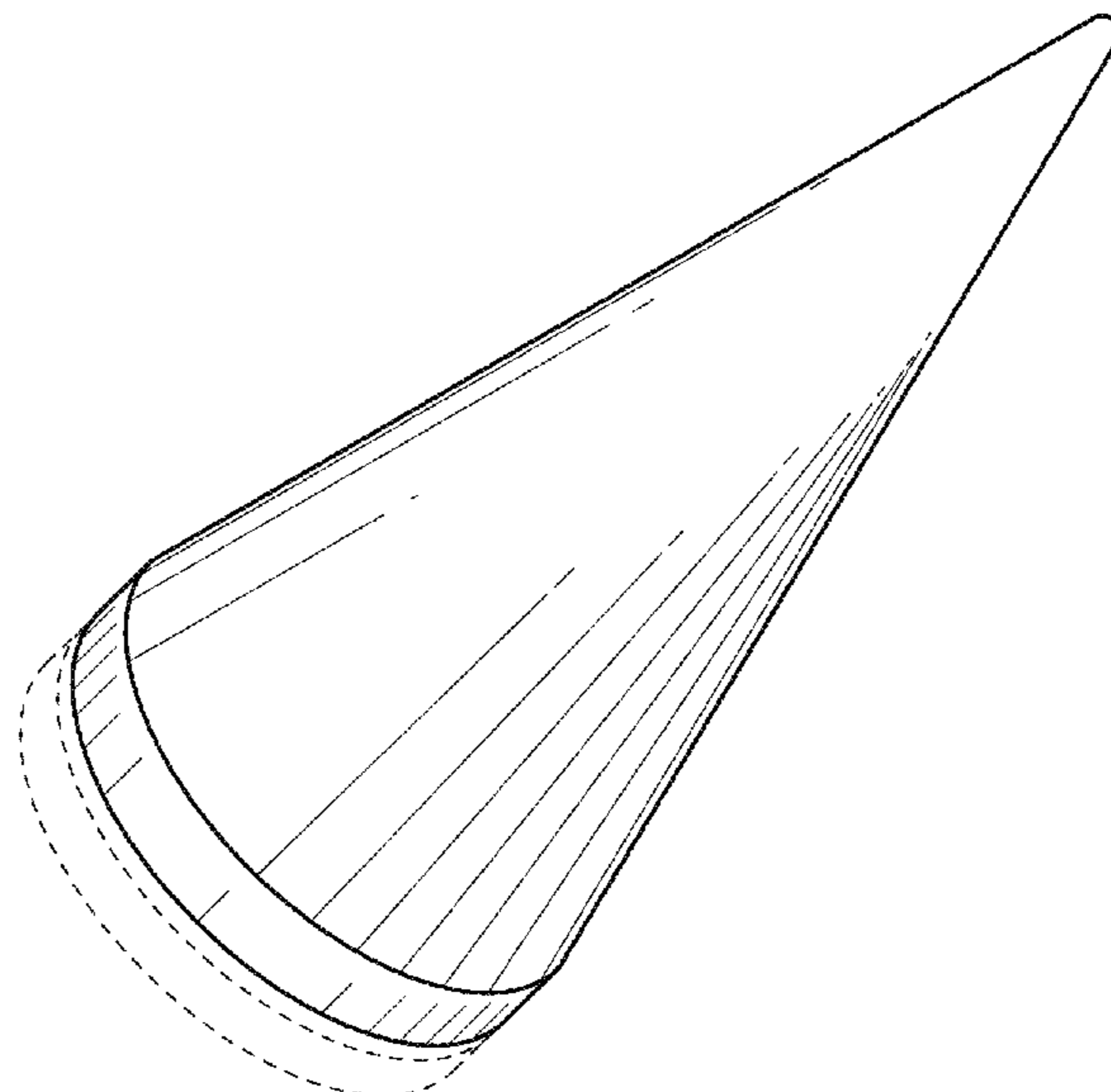
(57) **CLAIM**

We claim the ornamental design for a lug nut cap, as shown and described.

DESCRIPTION

FIG. 1 is a top perspective view of a lug nut cap, showing our new design;
FIG. 2 is a front elevational view thereof, the rear elevational view, left-side elevational view, and right-side elevational view all being identical thereto;
FIG. 3 is a top plan thereof;
FIG. 4 is a bottom plan view thereof; and,
FIG. 5 is a cross-sectional view thereof, taken along line 5-5 of FIG. 2.
The broken lines in FIG. 1 depict an environmental lug nut that forms no part of the claimed design.

1 Claim, 4 Drawing Sheets



(56)

References Cited

U.S. PATENT DOCUMENTS

7,392,674 B1 * 7/2008 Grote F16B 37/14
411/910
D581,777 S * 12/2008 Huang D8/397
D592,748 S * 5/2009 Boulton A61F 11/006
D24/108
7,814,709 B1 * 10/2010 Resech E04D 13/1407
52/100
D647,393 S * 10/2011 Carrillo, Sr. D8/387
D720,208 S * 12/2014 Jordan D8/397
D731,300 S * 6/2015 Vargas D8/397
D738,265 S * 9/2015 McNeeley D12/118
9,206,832 B1 * 12/2015 Maddux F16B 37/14
D765,855 S * 9/2016 Ben-Yehuda D24/156
D780,563 S * 3/2017 Baiz D8/387
D780,564 S * 3/2017 Baiz D8/387
D785,538 S * 5/2017 Jordan D12/213
D786,057 S * 5/2017 Baiz D8/397
D787,306 S * 5/2017 Baiz D8/397
2014/0074163 A1 * 3/2014 West, Jr. A61B 17/0401
606/232
2014/0222072 A1 * 8/2014 Gerber A61B 17/0401
606/232
2014/0249579 A1 * 9/2014 Heaven A61B 17/0401
606/232
2017/0051780 A1 * 2/2017 Dickinson B29C 45/006
2017/0130760 A1 * 5/2017 Thiele F16B 39/24
2017/0150959 A1 * 6/2017 Berelsman A61B 17/0401
2017/0151007 A1 * 6/2017 Philipon A61B 17/8888
2017/0151054 A1 * 6/2017 Stone A61F 2/0811

* cited by examiner

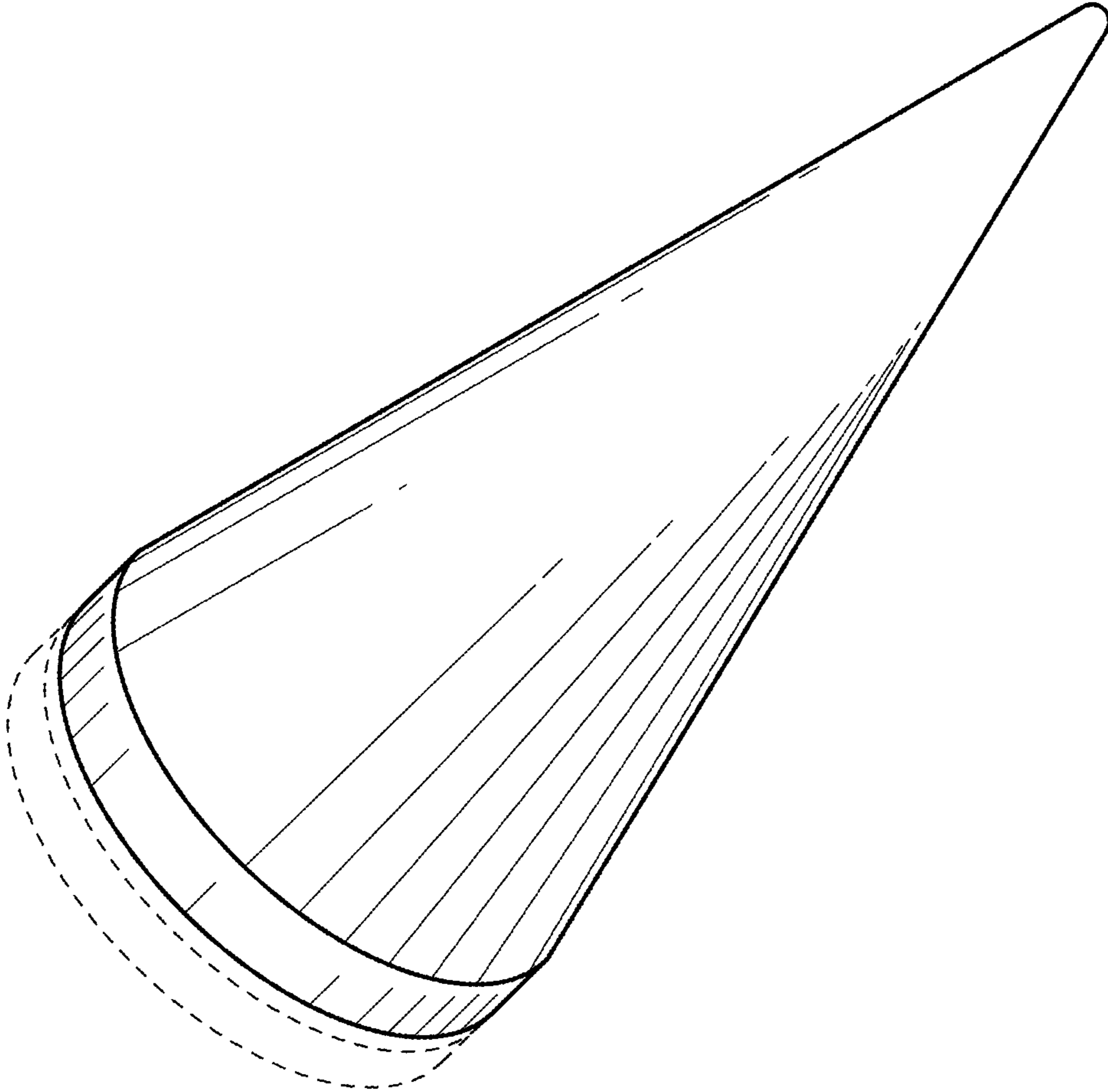


FIG. 1

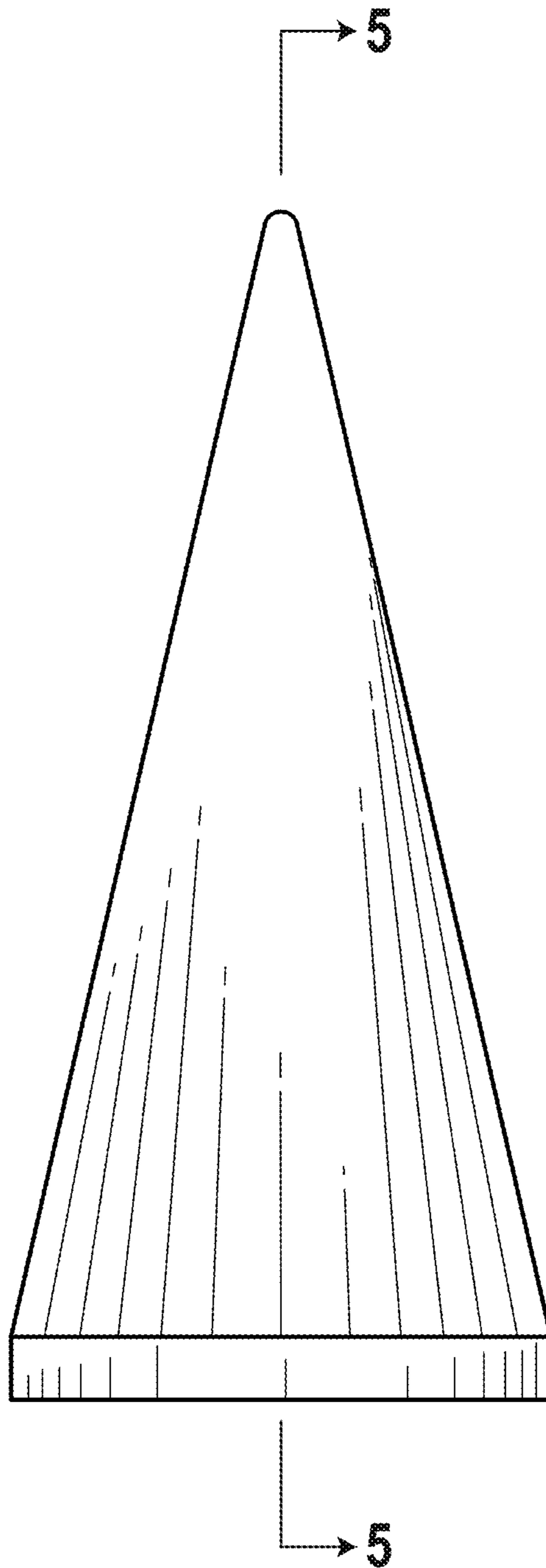


FIG. 2

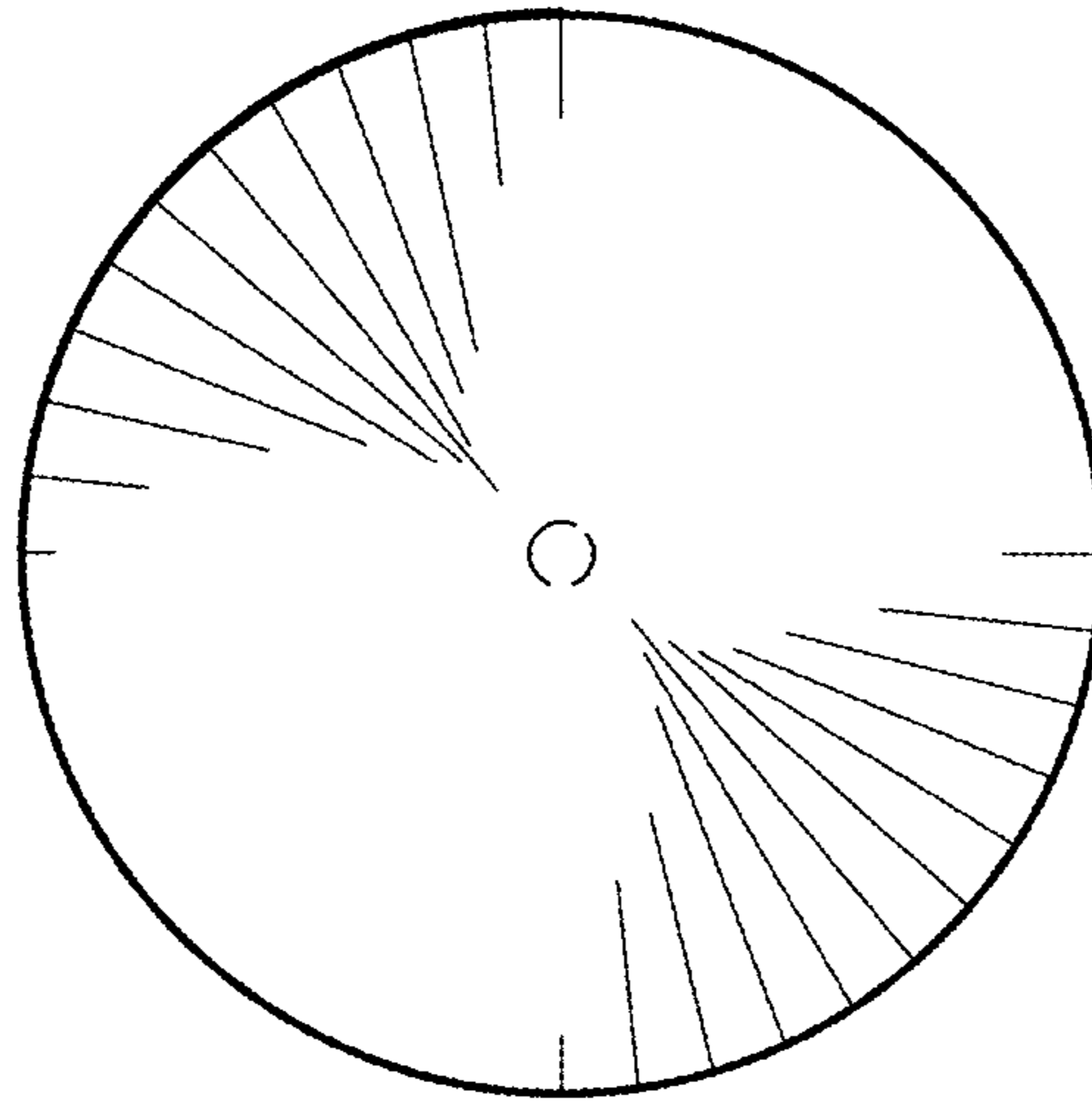


FIG. 3

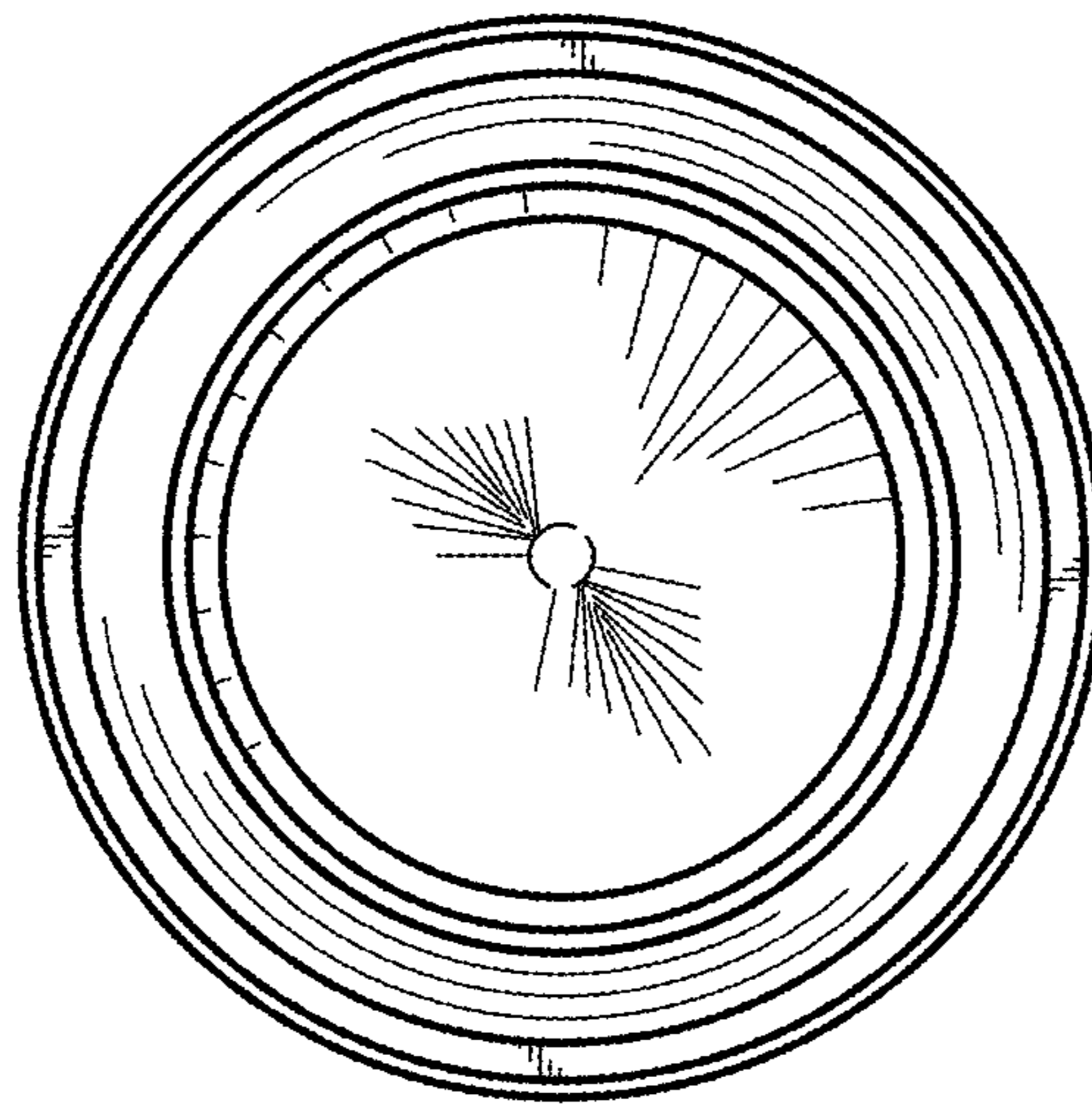


FIG. 4

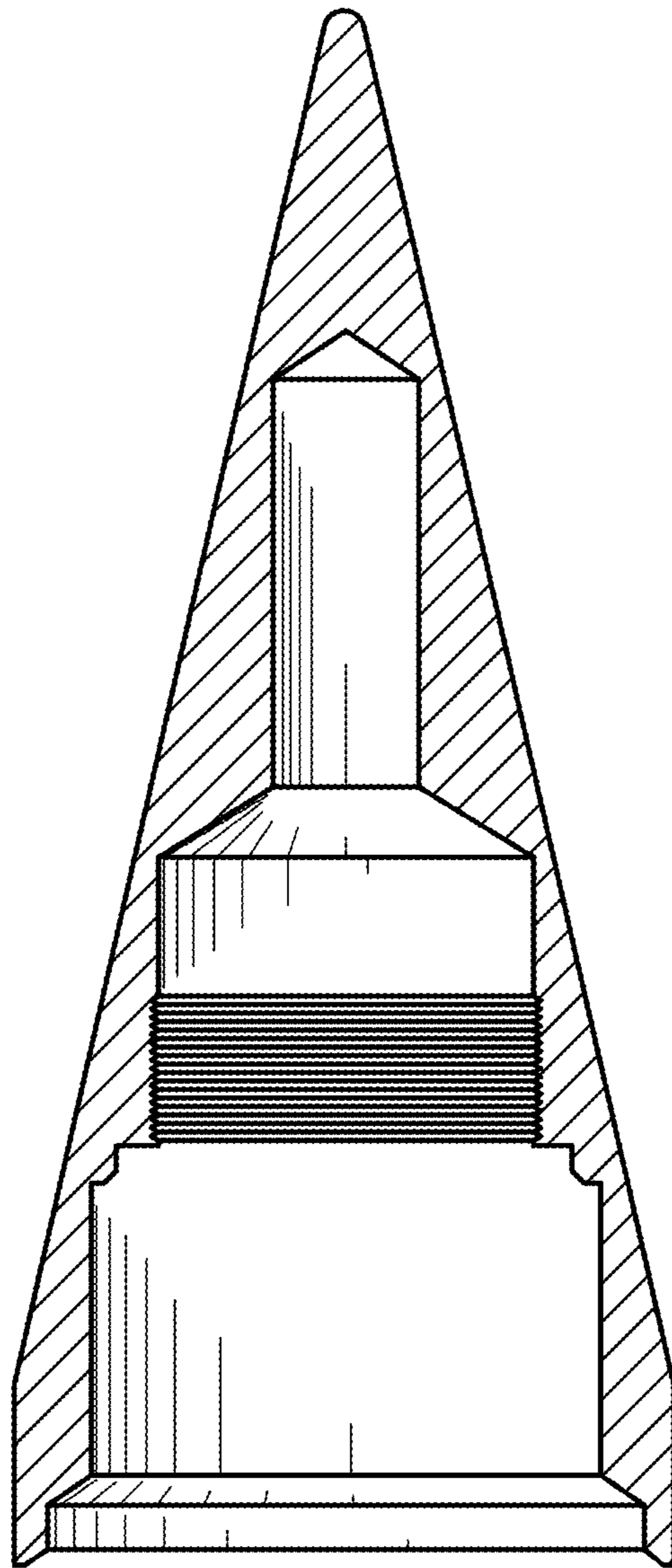


FIG. 5