



US00D793198S

(12) **United States Design Patent** (10) **Patent No.:** **US D793,198 S**
Wang (45) **Date of Patent:** **** Aug. 1, 2017**

(54) **UTILITY KNIFE**
(71) Applicant: **Aiguo Wang**, Ningbo (CN)
(72) Inventor: **Chao Wang**, Ningbo (CN)
(73) Assignee: **Aiguo Wang**, Ningbo (CN)
(**) Term: **15 Years**

D439,492 S * 3/2001 Martone D8/99
6,330,749 B1 * 12/2001 Khachatoorian B26B 5/001
30/125
D509,419 S * 9/2005 Chung D8/99
D524,138 S * 7/2006 Chih D8/99
7,305,770 B2 * 12/2007 Critelli B26B 5/001
30/162
D558,555 S * 1/2008 Huang D8/99
D731,870 S * 6/2015 Dahlberg D8/99
D767,362 S * 9/2016 Wang D8/99

(21) Appl. No.: **29/566,693**
(22) Filed: **Jun. 1, 2016**

* cited by examiner
Primary Examiner — Phillip S Hyder
(74) *Attorney, Agent, or Firm* — Gokalp Bayramoglu


(30) **Foreign Application Priority Data**
Apr. 18, 2016 (CN) 2016 3 0128785
(51) **LOC (10) Cl.** **08-03**
(52) **U.S. Cl.**
USPC **D8/99**
(58) **Field of Classification Search**
USPC D8/98, 99, 100, 105, 107; D22/118
CPC .. B26B 1/08; B26B 5/00; B26B 5/001; B26B
5/002; B26B 5/003; B26B 5/006; B26B
1/00
See application file for complete search history.

(57) **CLAIM**
The ornamental design for a utility knife, as shown and described.

(56) **References Cited**
U.S. PATENT DOCUMENTS
D420,270 S * 2/2000 Martone D8/99
D438,084 S * 2/2001 Khachatoorian D8/98

DESCRIPTION
FIG. 1 is a perspective view of a utility knife showing the new design;
FIG. 2 is a front view of the utility knife;
FIG. 3 is a rear view of the utility knife;
FIG. 4 is a top view of the utility knife;
FIG. 5 is a bottom view of the utility knife;
FIG. 6 is a left side view of the utility knife; and,
FIG. 7 is a right side view of the utility knife.

1 Claim, 7 Drawing Sheets






FIG. 1




FIG. 2

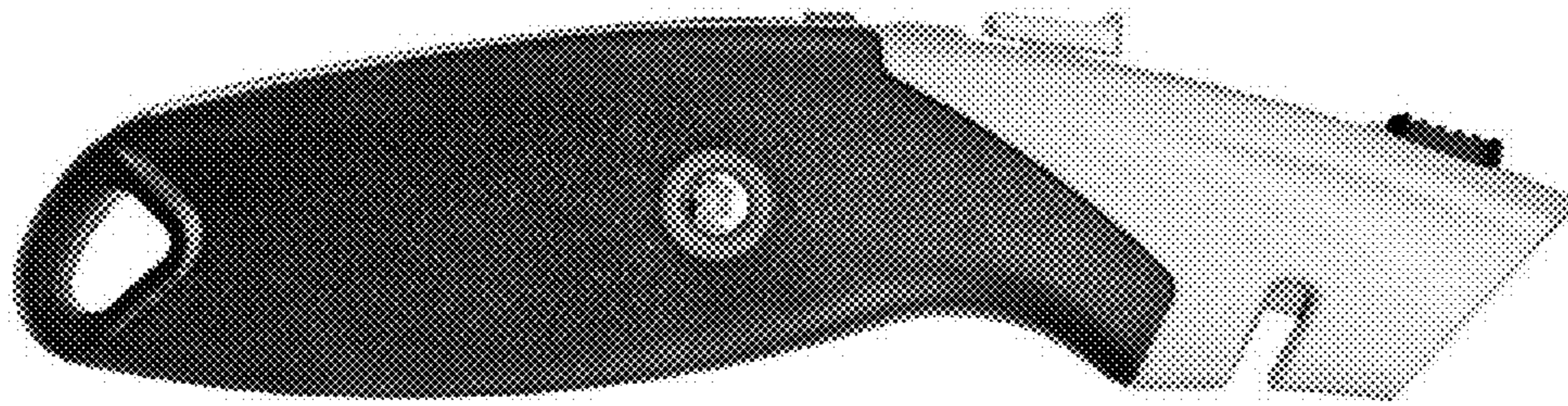


FIG. 3




FIG. 4




FIG. 5




FIG. 6




FIG. 7