



US00D793195S

(12) **United States Design Patent**  
**Grass**

(10) **Patent No.:** **US D793,195 S**

(45) **Date of Patent:** **\*\* Aug. 1, 2017**

(54) **TOOL HANDLES**

(71) Applicant: **Jonathan Grass**, Oro Valley, AZ (US)

(72) Inventor: **Jonathan Grass**, Oro Valley, AZ (US)

(\*\*) Term: **15 Years**

(21) Appl. No.: **29/566,087**

(22) Filed: **May 26, 2016**

(51) **LOC (10) Cl.** ..... **08-05**

(52) **U.S. Cl.**  
USPC ..... **D8/52; D22/149**

(58) **Field of Classification Search**  
USPC ..... D8/4, 5, 51-60, 105, 107; D22/149  
CPC ..... B25B 7/02; B25B 7/00; B25B 7/22; B25F  
1/003; A01K 97/00  
See application file for complete search history.

(56) **References Cited**

**U.S. PATENT DOCUMENTS**

D252,611 S *	8/1979	Breger	.....	D8/107
D395,217 S *	6/1998	Start	.....	D8/107
D449,768 S *	10/2001	Salazar	.....	D8/105
D453,812 S *	2/2002	Grayson	.....	D22/150
7,039,973 B1 *	5/2006	Lehmann	.....	A01K 97/00 7/106
D618,299 S *	6/2010	Steiner	.....	D22/149

D658,016 S *	4/2012	Grass	.....	D7/401.2
D722,851 S *	2/2015	Constantine	.....	D8/52
D724,908 S *	3/2015	Constantine	.....	D8/4
D787,014 S *	5/2017	Gibson	.....	D22/149
2010/0000140 A1 *	1/2010	Nien	.....	B25B 7/14 43/4

\* cited by examiner

*Primary Examiner* — Deanna L Pratt

(74) *Attorney, Agent, or Firm* — Quarles & Brady LLP

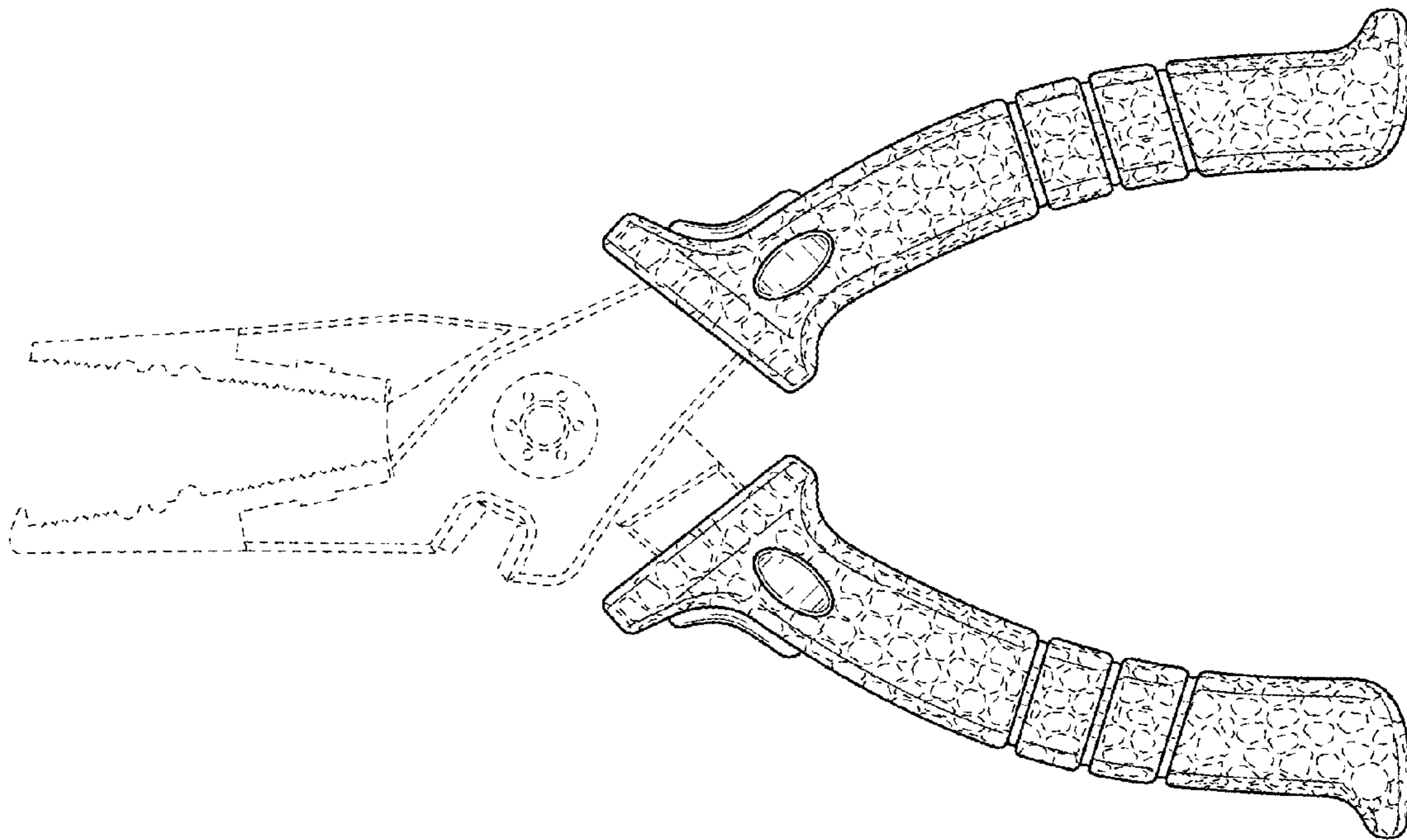
(57) **CLAIM**

The ornamental design for tool handles, as shown and described.

**DESCRIPTION**

FIG. 1 is an isometric view of a top, front, and left side of an ornamental design for tool handles;  
FIG. 2 is a front elevational view of the tool handles of FIG. 1;  
FIG. 3 is a rear elevational view of the tool handles of FIG. 1;  
FIG. 4 is a left side elevational view of the tool handles of FIG. 1;  
FIG. 5 is a right side elevational view of the tool handles of FIG. 1;  
FIG. 6 is a top plan view of the tool handles of FIG. 1; and,  
FIG. 7 is a bottom plan view of the tool handles of FIG. 1.  
The broken lines are included for the purpose of illustrating portions that form no part of the claimed design.

**1 Claim, 4 Drawing Sheets**



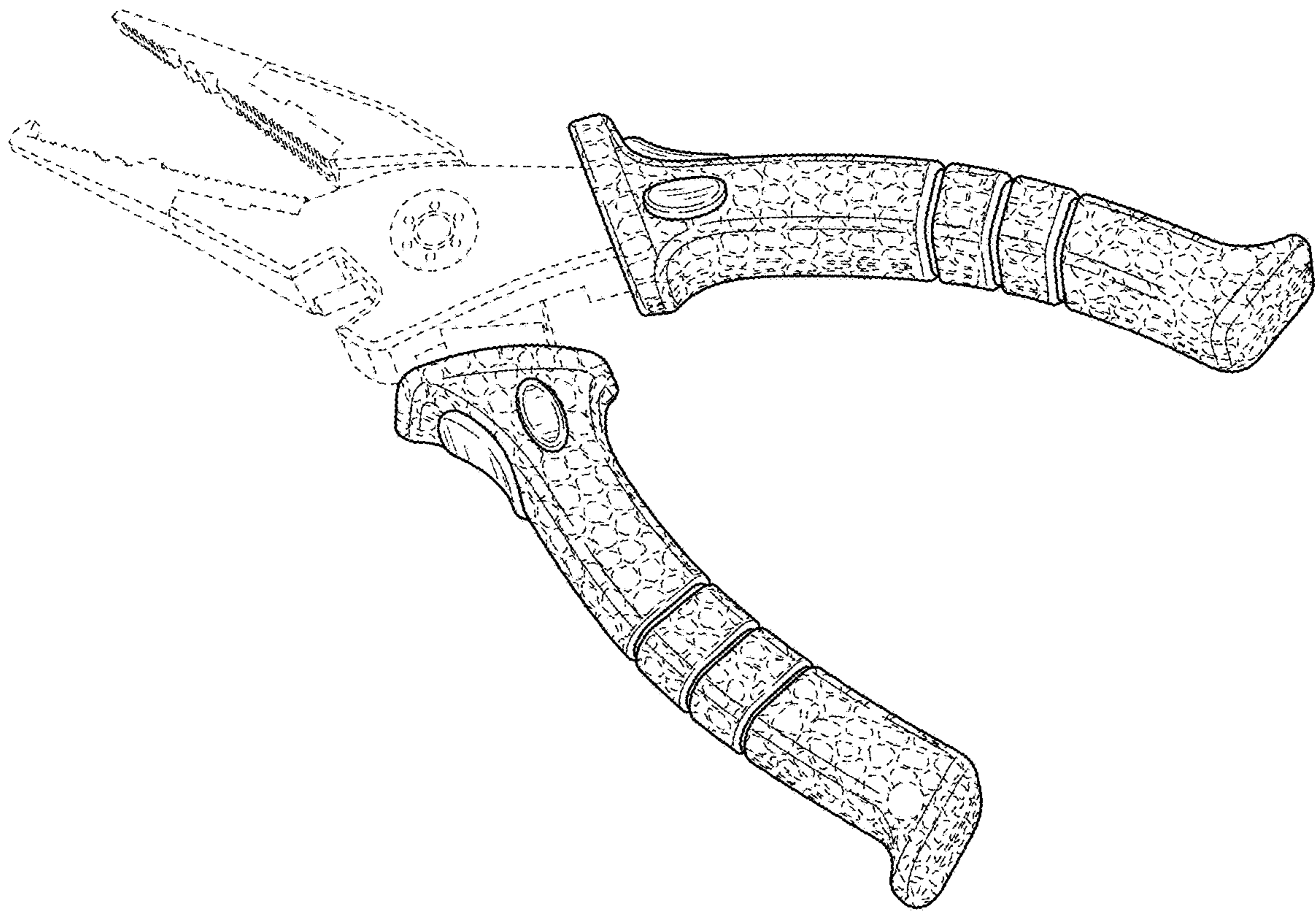


FIG. 1

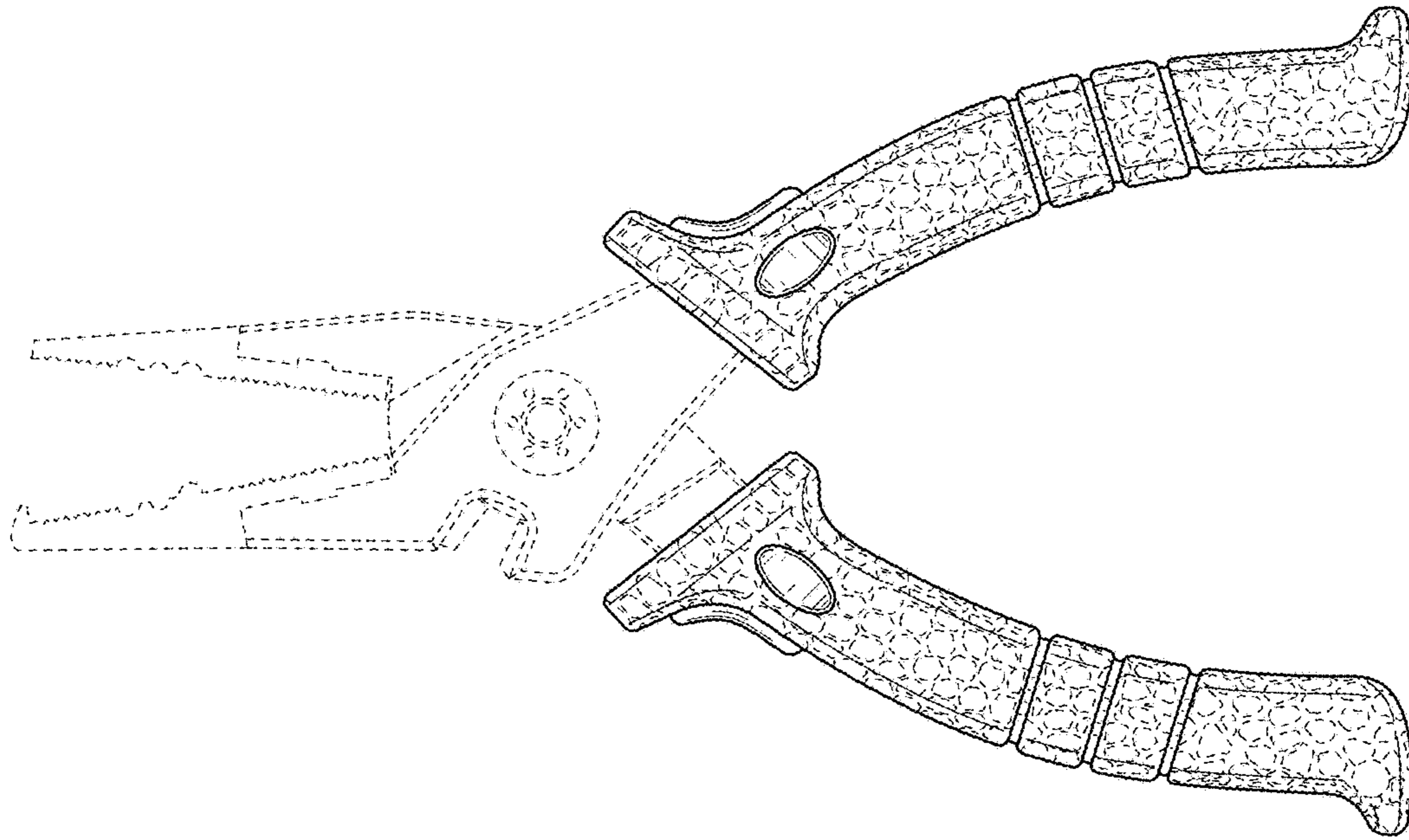


FIG. 2

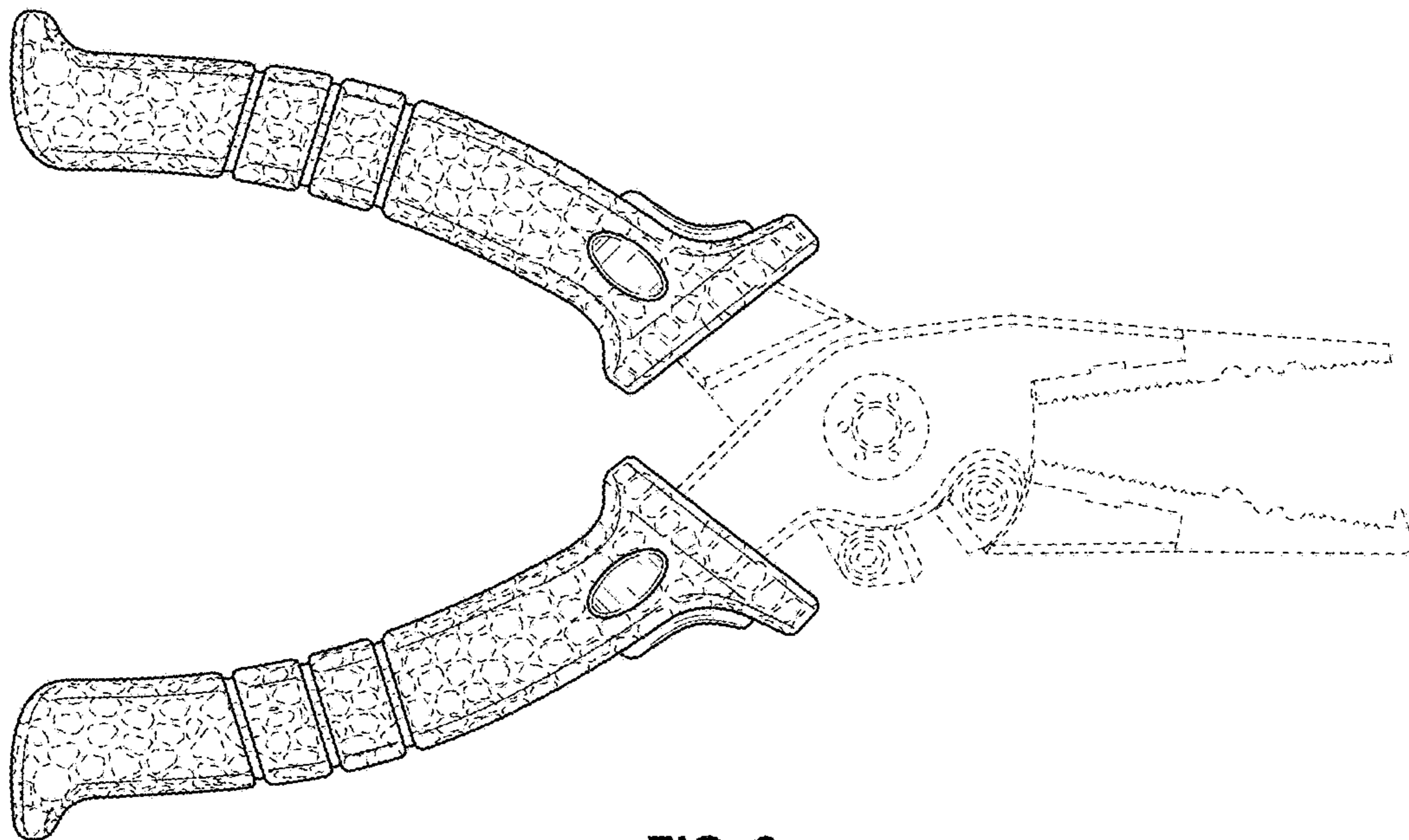


FIG. 3

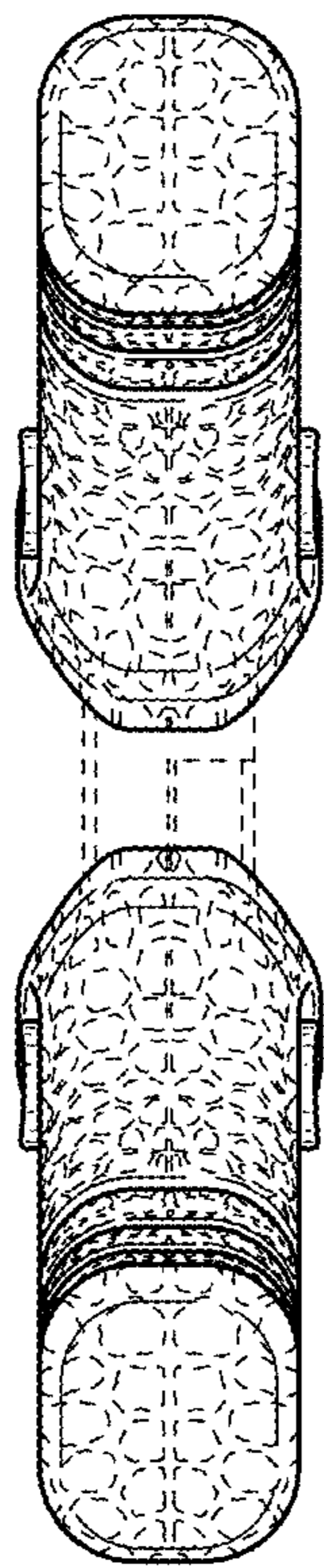


FIG. 4

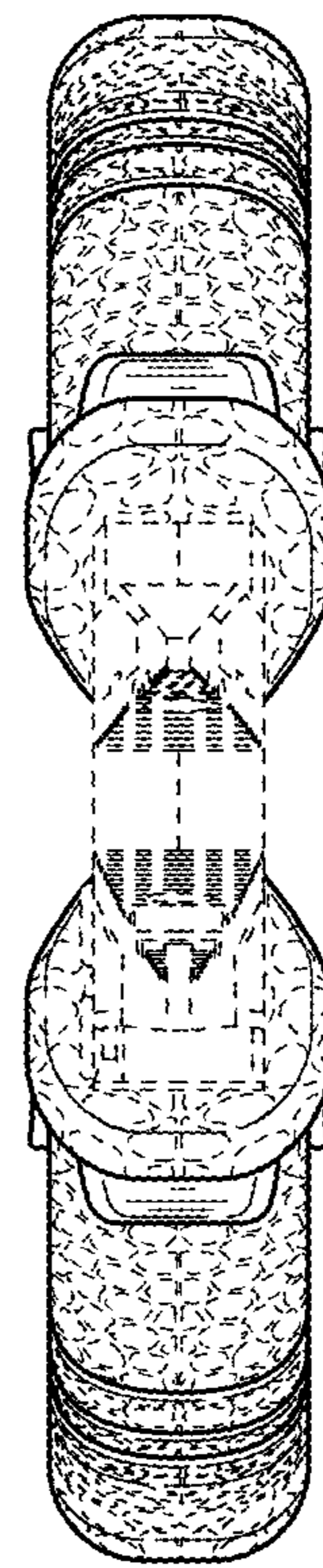


FIG. 5

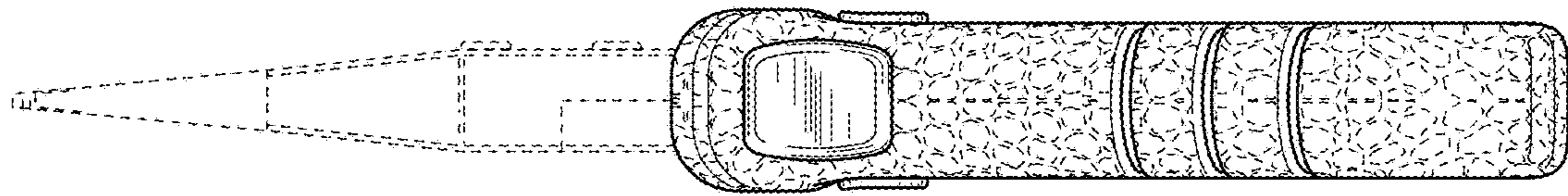


FIG. 6

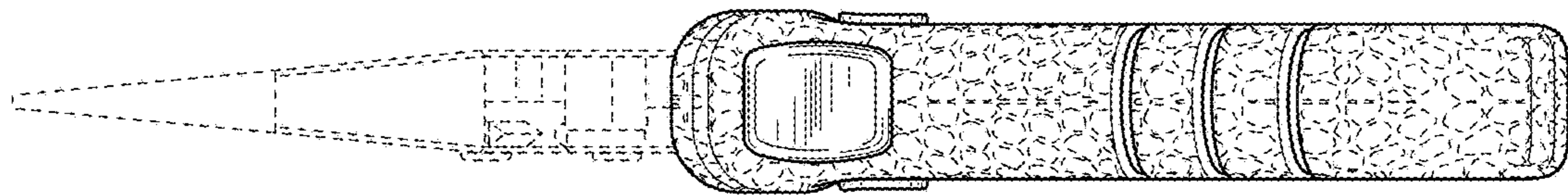


FIG. 7