



US00D793158S

(12) **United States Design Patent** (10) **Patent No.:** **US D793,158 S**
Bucks (45) **Date of Patent:** **** Aug. 1, 2017**

(54) **KNIFE CLAMP**

B26B 9/02; B26B 11/00; B26B 11/006;
B26B 17/00; B26B 17/006; B26B 29/02

See application file for complete search history.

(71) Applicant: **FAM**, Kontich (BE)

(72) Inventor: **Brent L. Bucks**, Lakewood Ranch, FL
(US)

(56) **References Cited**

U.S. PATENT DOCUMENTS

2,195,879 A	4/1940	Urschel et al.
2,875,800 A	3/1959	Urschel
3,196,916 A	7/1965	Urschel
3,823,880 A	7/1974	Urschel
3,888,426 A	6/1975	Urschel et al.
3,989,196 A	11/1976	Urschel
4,042,183 A	8/1977	Cumpston

(Continued)

(73) Assignee: **FAM**, Kontich (BE)

(**) Term: **15 Years**

(21) Appl. No.: **29/541,561**

(22) Filed: **Oct. 5, 2015**

OTHER PUBLICATIONS

Brunner-Anliker product info on the IR 250 Industrial Food Processor, available at brunner-anliker.com. 6 pages, © Jul. 23, 2002.

(Continued)

Related U.S. Application Data

(63) Continuation of application No. 29/490,210, filed on May 7, 2014, now Pat. No. Des. 740,068.

Primary Examiner — Ricky Pham

(30) **Foreign Application Priority Data**

Nov. 7, 2013 (EM) 001389092-0001

(74) *Attorney, Agent, or Firm* — Koppel, Patrick, Heybl & Philpott

(51) **LOC (10) Cl.** **07-03**

(57) **CLAIM**

(52) **U.S. Cl.**
USPC **D7/401.2**; D7/649; D7/650

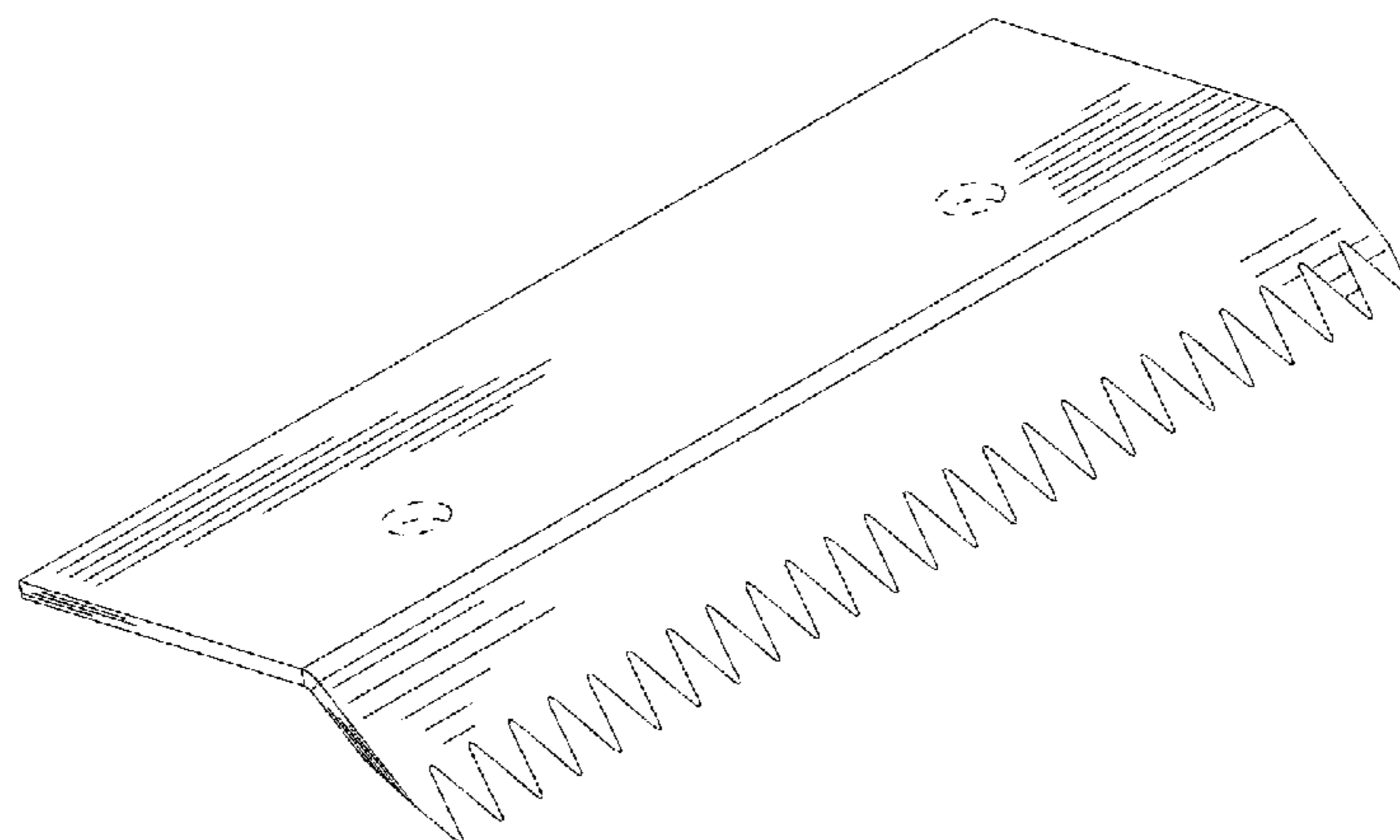
The ornamental design for a knife clamp, as shown and described herein.

(58) **Field of Classification Search**
USPC D7/393–395, 401.2, 642–652, 693, D7/695–696; D8/20, 93, 97–100, 107, D8/300, 321; D22/117–118; D28/21
CPC A01B 1/20; A01B 1/22; A22C 25/006; A47G 21/06; A47G 21/065; A61B 17/3211; A61B 17/3213; B21D 53/64; B25G 3/36; B26B 1/00; B26B 1/08; B26B 1/10; B26B 3/00; B26B 3/02; B26B 3/03; B26B 3/04; B26B 3/06; B26B 5/00; B26B 5/001; B26B 5/007; B26B 7/00; B26B 7/005; B26B 9/00;

DESCRIPTION

FIG. 1 is an isometric view of a top, front, and left side of a new ornamental design for a knife clamp;
FIG. 2 is a top view of the knife clamp of FIG. 1;
FIG. 3 is a bottom view of the knife clamp of FIG. 1;
FIG. 4 is a left side elevational view, the right side elevational view being a mirror image thereof, of the knife clamp of FIG. 1;
FIG. 5 is a front elevational view of the knife clamp of FIG. 1; and,
FIG. 6 is a rear elevational view of the knife clamp of FIG. 1.

(Continued)



Portions of the design shown in broken line represent portions of the knife clamp that form no part of the claimed design.

1 Claim, 3 Drawing Sheets

(56)

References Cited

U.S. PATENT DOCUMENTS

4,523,503 A 6/1985 Julian et al.
4,604,925 A 8/1986 Wisdom
4,610,397 A 9/1986 Fischer et al.
D455,057 S * 4/2002 Medhurst D8/20
D555,443 S * 11/2007 Hunt D8/20
D584,448 S * 1/2009 Clements D28/21
D586,633 S * 2/2009 Taylor D8/20
D617,162 S * 6/2010 Tom D8/20
D730,702 S * 6/2015 Bucks D7/401.2

D730,703 S * 6/2015 Bucks D7/401.2
D731,257 S * 6/2015 Bucks D7/401.2
D731,258 S * 6/2015 Bucks D7/401.2
D731,259 S * 6/2015 Bucks D7/401.2
D740,068 S * 10/2015 Bucks D7/401.2
D745,351 S * 12/2015 Tyner D8/20
2006/0169120 A1 * 8/2006 Smith B26B 9/02
83/835
2008/0022822 A1 1/2008 Jacko et al.
2009/0202694 A1 8/2009 Julian et al.
2013/0276604 A1 10/2013 King et al.
2014/0007751 A1 1/2014 Michel et al.

OTHER PUBLICATIONS

Brunner-Anliker technical data on the IR 250 Industrial Food Processor. available at brunner-anliker.com. 1 page. © Jul. 23, 2002.
Brunner-Anliker color technical data on the IR-250 Industrial Food Processor, available at brunner-anliker.com, one page, © Jul. 23, 2002.

* cited by examiner

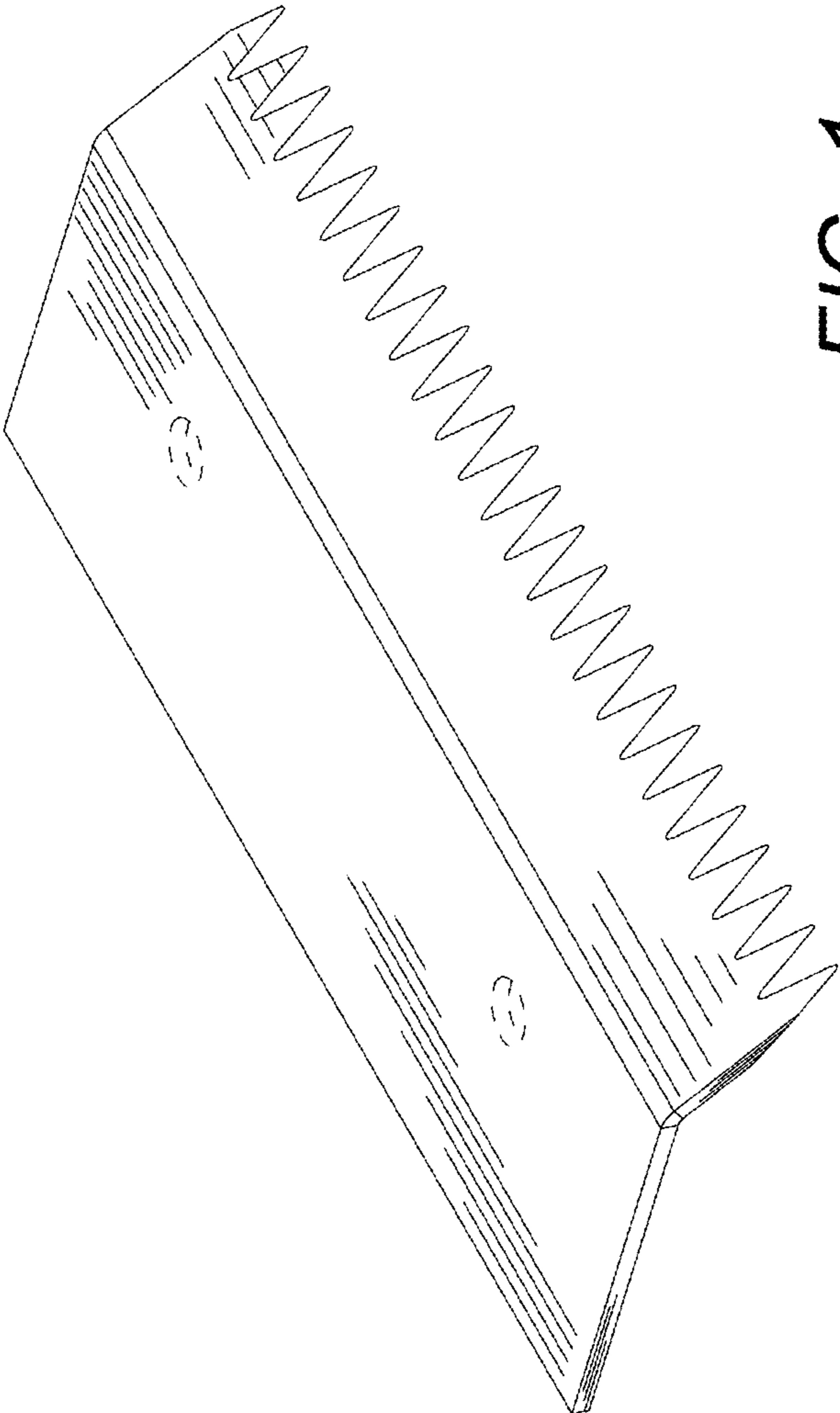


FIG. 1

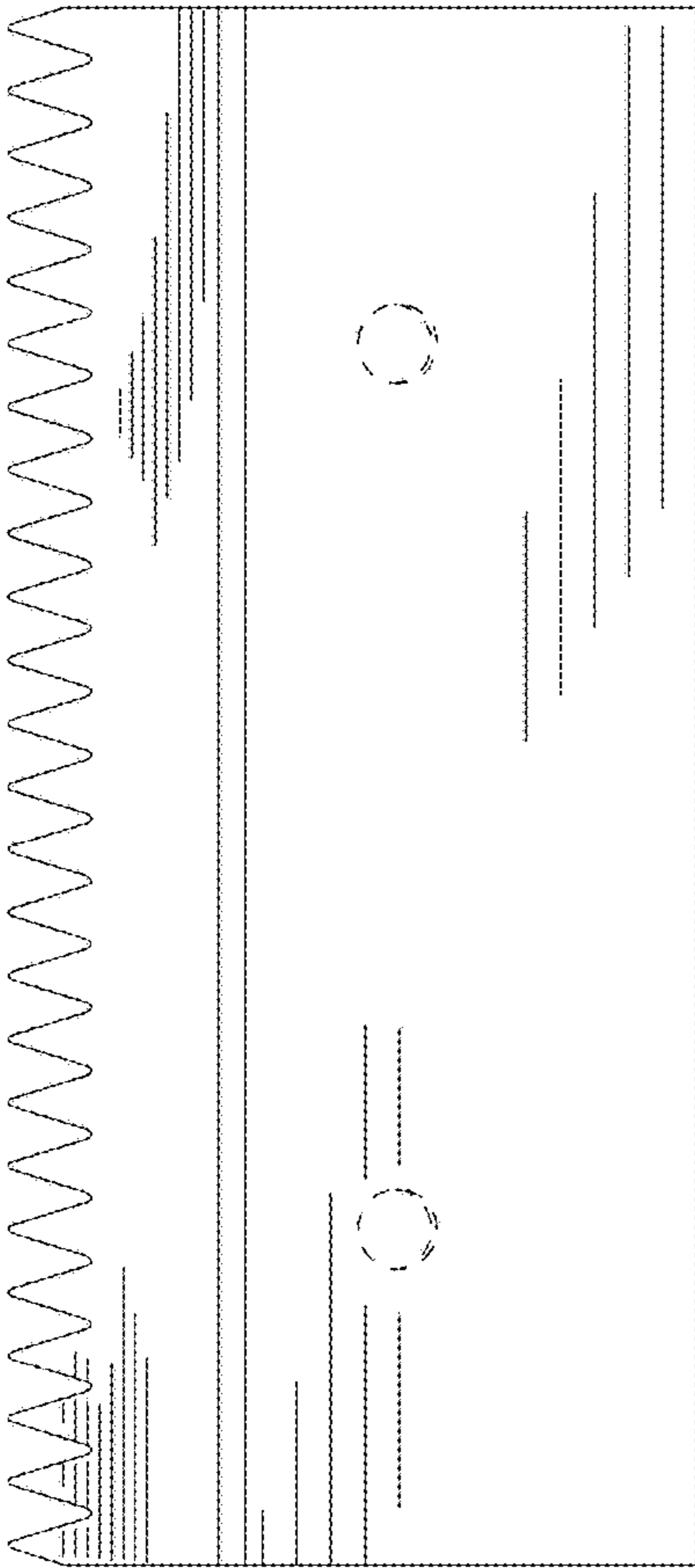


FIG. 2

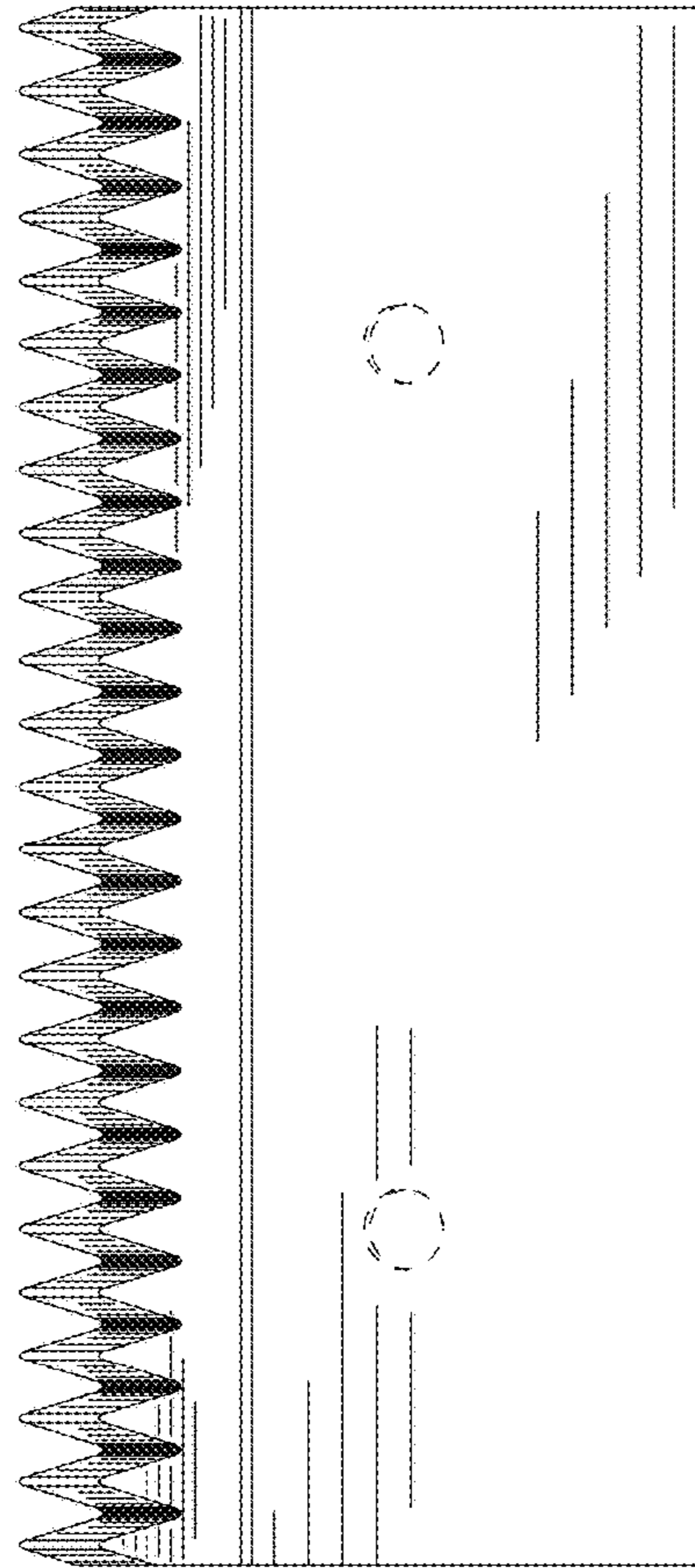


FIG. 3




FIG. 4

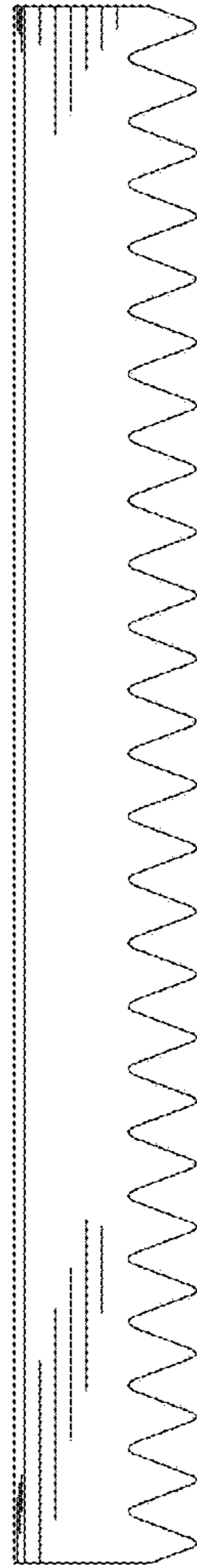


FIG. 5

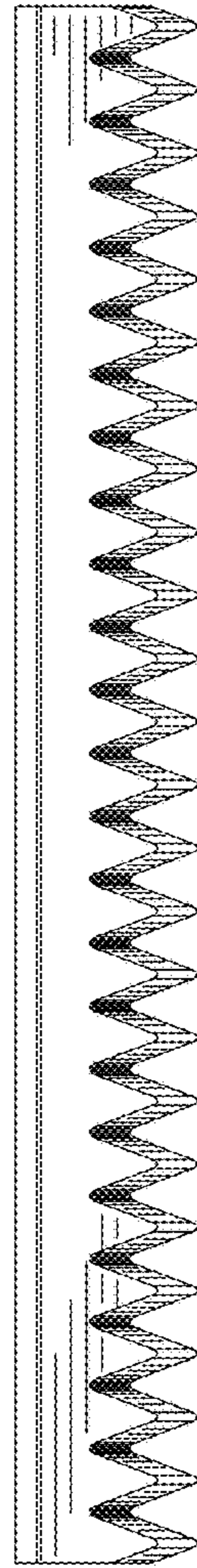


FIG. 6