



US00D793150S

(12) **United States Design Patent** (10) **Patent No.:** **US D793,150 S**
Lee et al. (45) **Date of Patent:** **** Aug. 1, 2017**

- (54) **ELECTRIC OVEN**
- (71) Applicant: **SAMSUNG ELECTRONICS CO., LTD.**, Suwon-si, Gyeonggi-do (KR)
- (72) Inventors: **Jaemoon Lee**, Seoul (KR); **Hyeongju Seo**, Seoul (KR); **Yohan Kim**, Ansan-si (KR)
- (73) Assignee: **SAMSUNG ELECTRONICS CO., LTD.**, Gyeonggi-Do (KR)
- (**) Term: **15 Years**
- (21) Appl. No.: **29/568,235**
- (22) Filed: **Jun. 16, 2016**
- (30) **Foreign Application Priority Data**

D530,971 S *	10/2006	Kim	D7/340
D530,972 S *	10/2006	Park	D7/340
D555,976 S *	11/2007	Baldwin	D7/405
D564,282 S *	3/2008	Suh	D7/340
D604,987 S *	12/2009	Jung	D7/348
D610,863 S *	3/2010	Kim	D7/340
D612,684 S *	3/2010	Baker	D7/405
D612,685 S *	3/2010	Baker	D7/405
D620,751 S *	8/2010	Cline	D7/405
D634,156 S *	3/2011	Fuller	D7/393
D637,886 S *	5/2011	Bengtson	D8/311
D642,042 S *	7/2011	Kim	D8/311
D646,921 S *	10/2011	Kim	D7/340
D651,461 S *	1/2012	Browne	D7/405
D655,128 S *	3/2012	Kim	D7/340
D696,554 S *	12/2013	Kim	D7/406
D696,893 S *	1/2014	Meda	D7/346
D697,359 S *	1/2014	Meda	D7/346
D704,978 S *	5/2014	Kim	D7/340
D710,644 S *	8/2014	Kim	D7/340
D710,645 S *	8/2014	Kim	D7/340

(Continued)

Dec. 24, 2015 (KR) 30-2015-0066228

- (51) **LOC (10) Cl.** **07-02**
- (52) **U.S. Cl.**
USPC **D7/344; D7/348; D7/346; D7/340; D7/323**

- (58) **Field of Classification Search**
USPC D7/323, 328-330, 339-349, 354, 362, D7/363, 402-408; D8/300-306
CPC F24C 1/00; F24C 3/00; F24C 7/00; F24C 7/002; F24C 7/046; F24C 7/067; F24C 15/00; F24C 15/02; A21B 2/00; A47J 36/26; A47J 37/00; A47J 37/041; A47J 37/04; A47J 37/06; A47J 37/08
See application file for complete search history.

(56) **References Cited**

U.S. PATENT DOCUMENTS

D400,778 S *	11/1998	Holbrook, Jr.	D8/311
D424,873 S *	5/2000	Holbrook	D7/402
D525,476 S *	7/2006	Bengtson	D7/349

Primary Examiner — Caron D Veynar

Assistant Examiner — Mehri Bajoul

(74) *Attorney, Agent, or Firm* — Cantor Colburn LLP

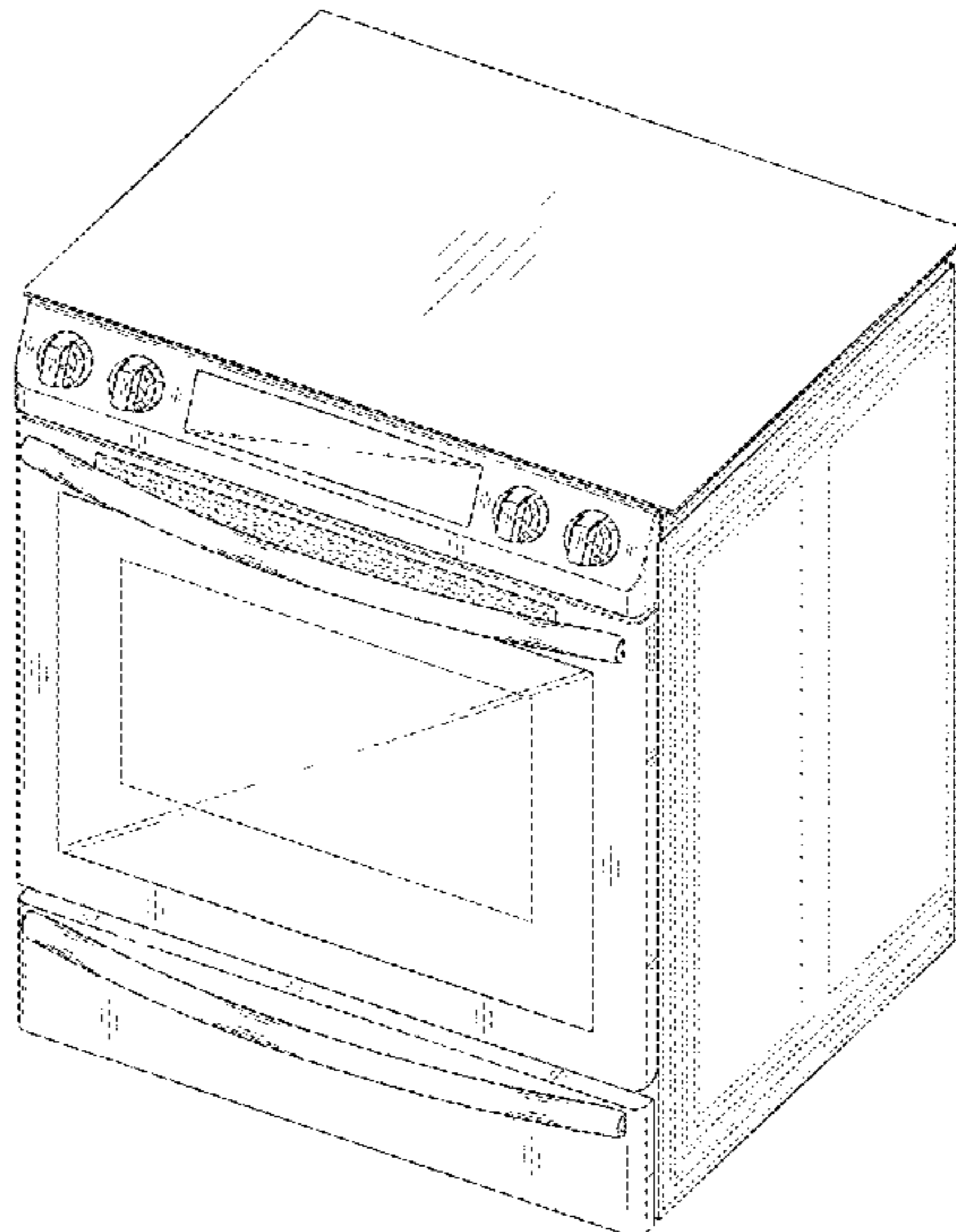
(57) **CLAIM**

The ornamental design for an electric oven, as shown and described.

DESCRIPTION

FIG. 1 is a perspective view of an electric oven, showing our new design;
 FIG. 2 is a front view thereof;
 FIG. 3 is a rear view thereof;
 FIG. 4 is a left-side view thereof;
 FIG. 5 is right-side view thereof;
 FIG. 6 is a top view thereof; and,
 FIG. 7 is a bottom view thereof.
 The broken lines illustrating portions of the electric oven form no part of the claimed design.

1 Claim, 7 Drawing Sheets



(56)

References Cited

U.S. PATENT DOCUMENTS

D736,027	S	*	8/2015	Funnell, II	D7/339
D748,166	S	*	1/2016	Jeon	D15/89
D750,413	S	*	3/2016	Funnell, II	D7/348
D755,007	S	*	5/2016	Lee	D7/405
D755,008	S	*	5/2016	Kim	D7/406
D755,009	S	*	5/2016	Kim	D7/406
D755,558	S	*	5/2016	Lee	D7/340
D755,563	S	*	5/2016	Kim	D7/406
D764,853	S	*	8/2016	Kim	D7/339
D767,325	S	*	9/2016	Funnell, II	D7/346
D778,110	S	*	2/2017	Lee	D7/406
2013/0019853	A1	*	1/2013	Kim	F24C 15/02 126/190

* cited by examiner

FIG. 1




FIG. 2

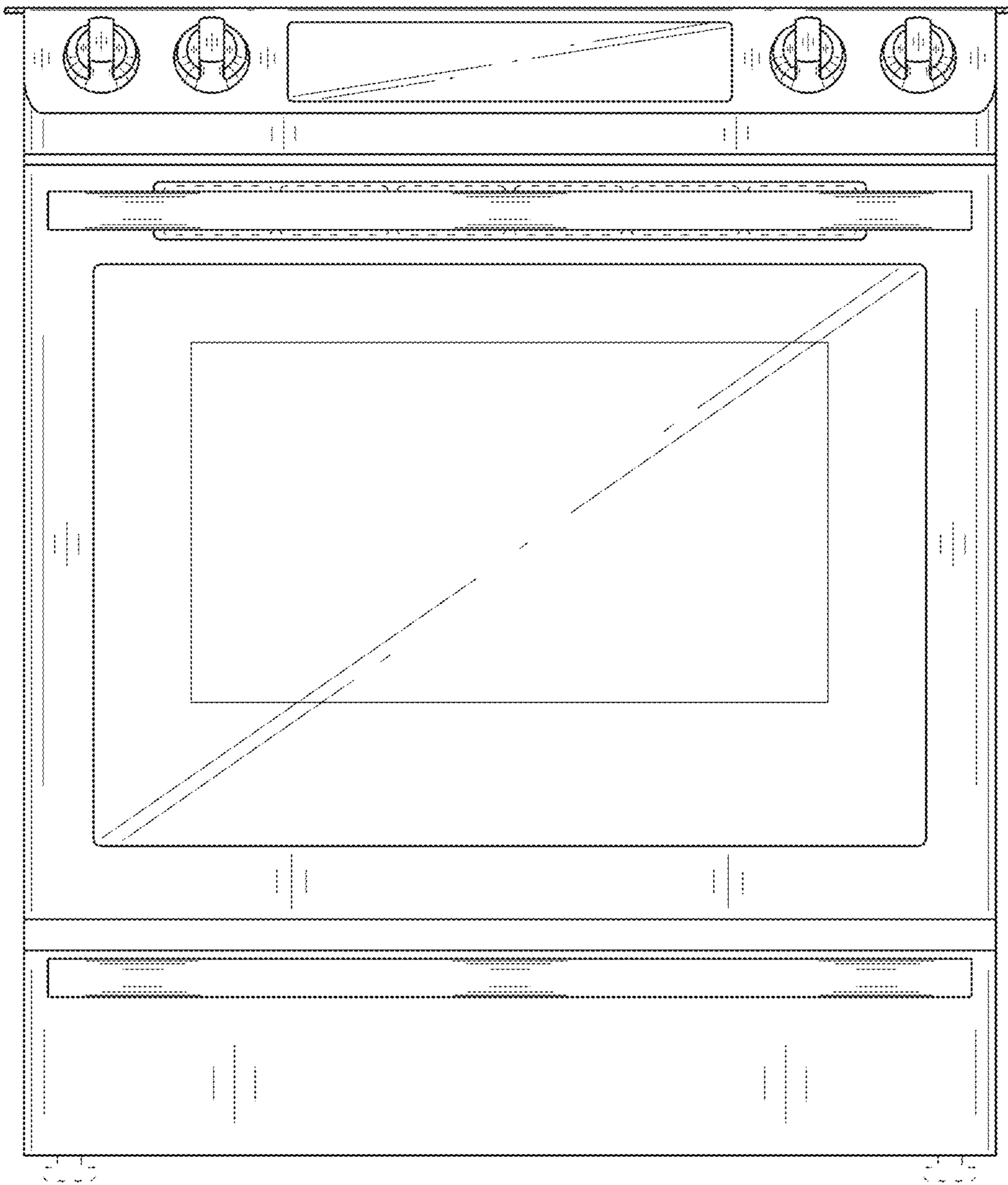


FIG. 3




FIG. 4

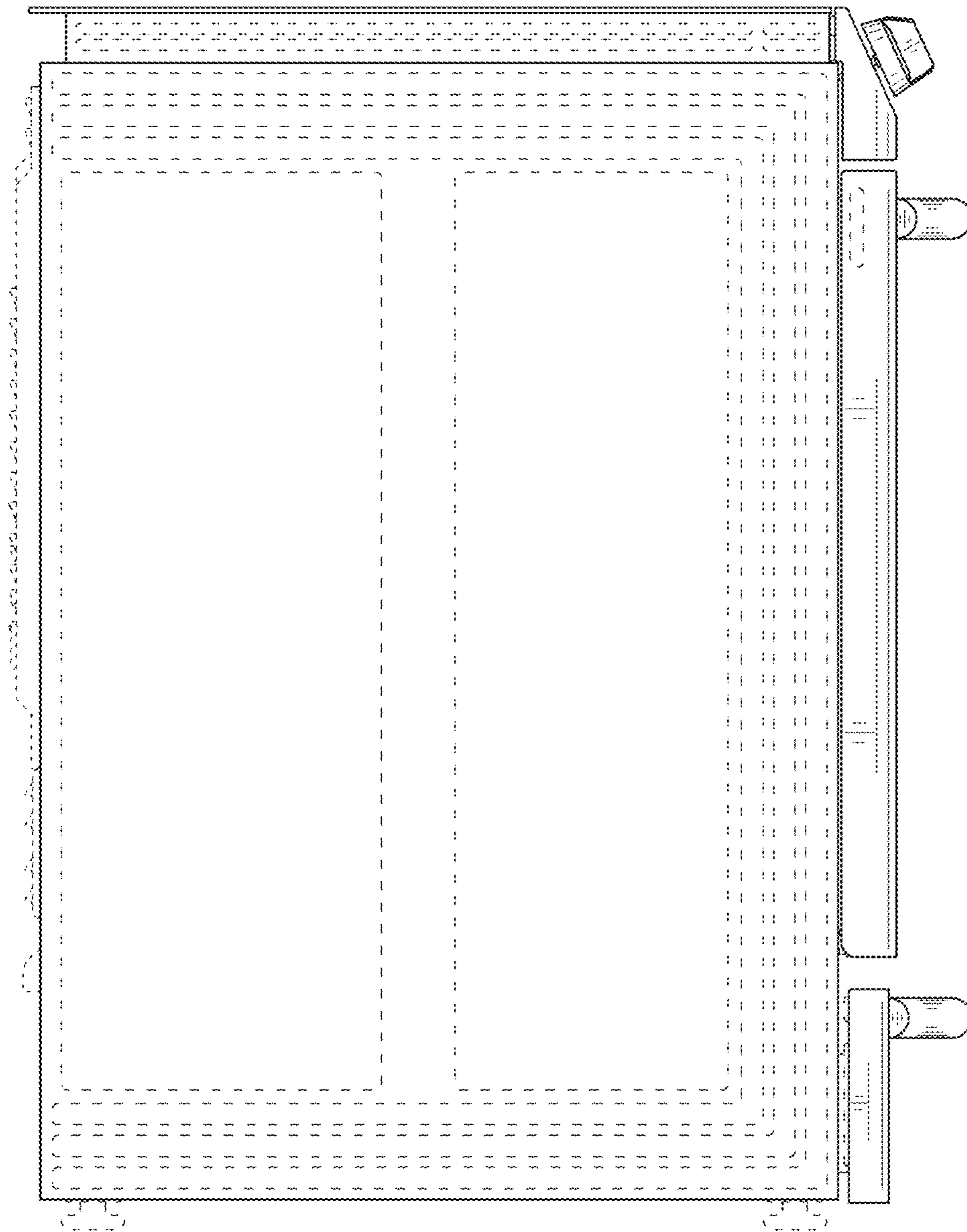


FIG. 5

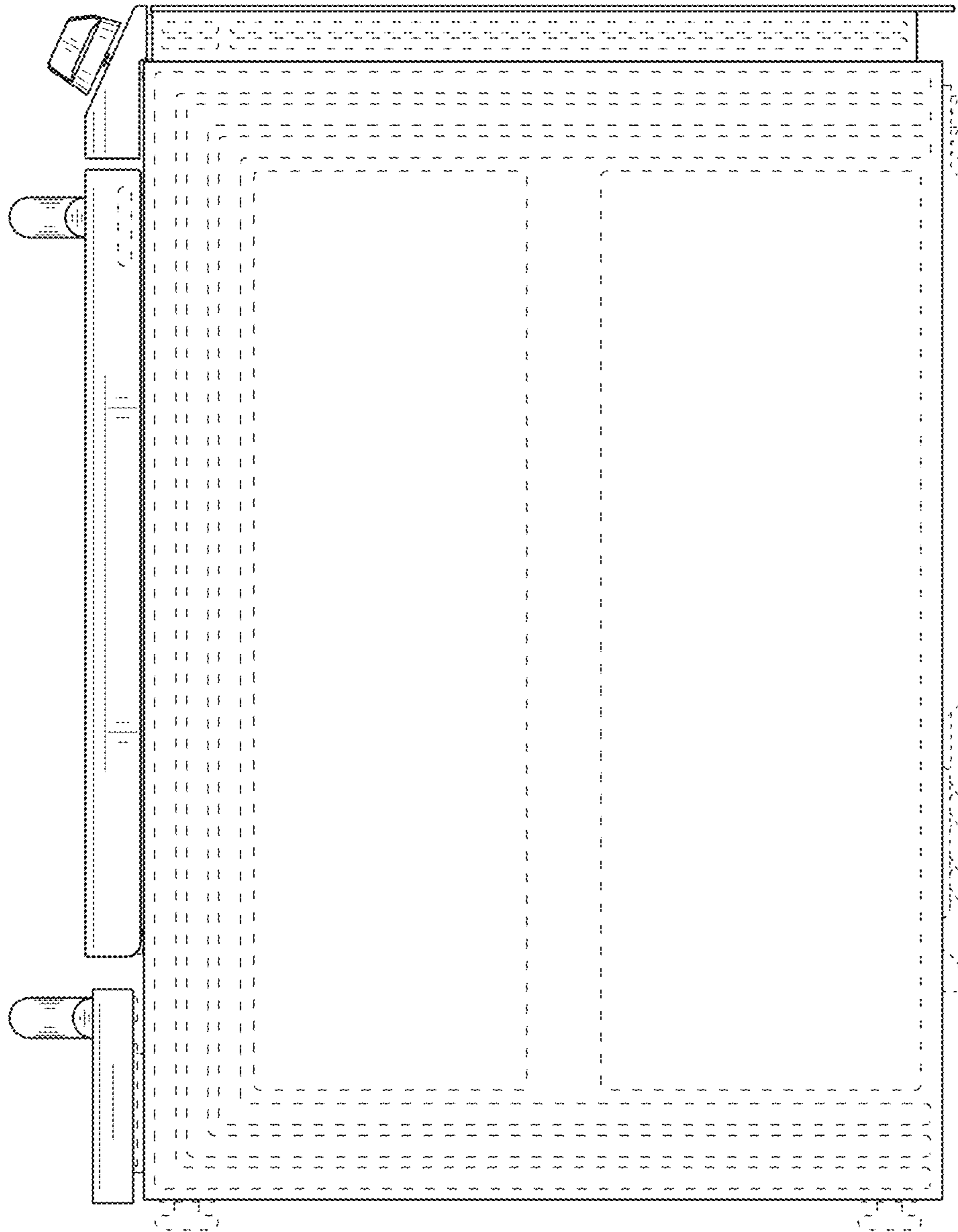


FIG. 6




FIG. 7

